DUGOUT NEWS

MATCHDAY EDITION

THE SATURDAY SUPPLEMENT

Saturday 28 November 2026 · Tables, form, fixtures, scorers and analysis from Step 1 to the Sussex Sunday League

BIG GAMES TODAY

Top-four clashes and the SCFL Premier leaders

ISTHMIAN SOUTH EAST · 15:00

BROADBRIDGE HEATH

FAVERSHAM TOWN

4th v 1st

DOUGIE'S PREVIEW P47

ISTHMIAN SOUTH CENTRAL · 15:00

JERSEY BULLS

BOGNOR REGIS TOWN

2nd v 3rd

DOUGIE'S PREVIEW P62

SCFL PREMIER · 15:00

HAYWARDS HEATH TOWN

BILLINGSHURST

1st v 16th · Heath on seven straight wins

DOUGIE'S PREVIEW P74

INSIDE: TAP A LEAGUE OR A PAGE NUMBER

Every page number is a link

NATIONAL LEAGUE p20

National League	TABLE 20	STATS 21	DOUGIE 22	MAP 24
NL South	TABLE 25	STATS 26	DOUGIE 27	MAP 30
Southern Prem S	TABLE 32	DOUGIE 33		

ISTHMIAN LEAGUE p35

Premier	TABLE 35	STATS 36	DOUGIE 37	MAP 43
South East	TABLE 45	STATS 46	DOUGIE 47	MAP 58
South Central	TABLE 60	STATS 61	DOUGIE 62	MAP 65

SCFL p66

Premier	TABLE 66	STATS 67	DOUGIE 68	MAP 83
Division One	TABLE 85	STATS 86	DOUGIE 87	MAP 102
Division Two	TABLE 103	STATS 104	DOUGIE 105	MAP 117
U23 & U18	U23 119	U18 N&W 120	U18 E&C 121	

CUPS THIS WEEKEND p8

FA Vase R3	CDG 80	HASSOCKS 80	ALL TIES 8
Surrey Int Cup	ALL TIES 8	ALFOLD 114	
County cups	MID SUSSEX 8	WEST SUSSEX 8	SUNDAY 8
Midweek cups	RESULTS 7		

COUNTY LEAGUES: TAP ANY DIVISION

TABLES · RESULTS · SCORERS · MAPS

MID SUSSEX LEAGUE

PREM 123 · CHAMP 123 · DIV 1N 123 · DIV 1S 123 · DIV 2N 124 · DIV 2S 124 · DIV 3N 124 · DIV 3S 124 · DIV 4N 124 · DIV 4S 124 · DIV 5C 125 · DIV 5N 125 · DIV 5S 125 · RESULTS 126 · FIXTURES 126 · SCORERS 128 · MAP 1 129 · MAP 2 130

WEST SUSSEX LEAGUE

PREM 132 · DIV 1N 133 · DIV 1S 133 · DIV 2N 133 · DIV 2S 133 · DIV 3N 133 · DIV 3S 133 · RESULTS 134 · SCORERS 135 · MAP 1 136 · MAP 2 137

BRIGHTON & WORTHING

DIV 1 138 · MAP 139

SUSSEX SUNDAY LEAGUE

PREM 141 · INT 142 · DIV 1 142 · DIV 2 142 · DIV 3 142 · DIV 4 142 · DIV 5 142 · DIV 6 143 · RESULTS 144 · V35 PREM 146 · V35 INT 147 · V35 D1 147 · V35 D2 147 · V35 D3 147 · V35 D4 147 · M45 PREM 147 · M45 INT 147 · MAP 1 149 · MAP 2 150

ALSO INSIDE

OPENING STATEMENT 3 · LAST SATURDAY'S RESULTS 5 · MIDWEEK 7 · CUP TIES 8 · RUSS: FANS & FLOATERS 9 · RUSS: REFEREES 15 · GRAPHICAL ANALYSIS 152 · NEW GRAPHICS 157 · BIG-MATCH PREVIEWS 161

PLATINUM PARTNER

PULSE WATER
WATER HYGIENE & TREATMENT SERVICES

Legionella risk assessments · water hygiene · softening & filtration
pulsewater.co.uk · helpdesk@pulsewater.co.uk · 01622 535103

OFFICIAL PARTNERSHIP ANNOUNCEMENT

PULSE WATER
WATER HYGIENE & TREATMENT SERVICES

PULSE WATER Ltd joins
DUGOUT AI Ltd

PLATINUM PARTNER

Keeping club water match-fit, from changing room to clubhouse bar.



IS YOUR CLUBHOUSE WATER MATCH-FIT?

Showers that sit idle all summer. A loft tank nobody's looked at in years. A bar kettle furred up with limescale. **Pulse Water helps football clubs keep their water safe for players, officials, volunteers and supporters**, with nationwide cover and engineers on the road across Sussex.

Changing rooms
Legionella risk assessments, shower & TMV checks

Pre-season restart
Flushing & disinfection after the summer shutdown

Clubhouse tanks
Cold water tank cleaning & disinfection

Bar & kitchen
Water testing, softening & filtration

Did you know? If your club runs its own ground, it is responsible for controlling Legionella risk in its water systems under HSE guidance (ACoP L8). We'll help you get it covered and keep the records.

CLUBS & GROUNDS: BOOK YOUR

FREE CLUBHOUSE WATER CHECK

Quote code **DUGOUT**

PULSE WATER ENQUIRIES
@ helpdesk@pulsewater.co.uk
☎ 01622 535103
⌂ www.pulsewater.co.uk

DUGOUT AI PARTNERSHIPS
● Mike McCaffrey
@ mike@inthedugout.co.uk
☎ 07960 624759

FROM THE DUGOUT

OPENING STATEMENT

SEVEN UP FOR HEATH, AND THE BEARS GET THE LEADERS

Haywards Heath went to Roffey last Saturday and won 2-0. That is seven straight league wins, one defeat in 18 and a seven-point lead at the top of the SCFL Premier. They followed it with a 4-0 win over Arundel in the Peter Bentley Cup on Tuesday. Dougie says 4-0 against Billingshurst at Hanbury Park today. Dougie also said Haywards Heath would beat Broadbridge Heath in the Senior Cup, so treat him with caution.

Speaking of Broadbridge Heath: they beat Hastings 2-0, then went to second-placed Erith on Tuesday and won 1-0. Eight unbeaten, they welcome Isthmian South East leaders Faversham today, fourth against first. Over in the South Central, Bognor fly to Jersey for second against third with one point in it. And in SCFL Division Two, Hurstpierpoint and Chichester City B both have 31 points and meet at Fairfield. It is a good weekend to be a neutral.

Further up, Worthing beat second-placed Harrogate 2-1 and then lost a seven-goal thriller 4-3 at Woking; they go to Altrincham today. Horsham beat third-placed Truro 1-0 on Tuesday, Dorking drew 2-2 with the National League South leaders, and Eastbourne Borough drew 4-4 at Enfield before beating Aveley 3-1. Two Sussex sides are still in the FA Vase: Hassocks at Rusthall and Crawley Down Gatwick at Larkfield & New Hythe.

New this week: three more graphics pages. Home and away for every club from Step 1 to Step 5, a form guide ranking every Sussex club on their last five, and the miles league, built from our travel maps, which now cover every county league too. Russ Cochran also fills our new column slot twice: are you a supporter, a fan or a floater, and who finds the referee for every game in Sussex? Match reports and columns are always welcome: send yours to mike@inthedugout.co.uk.

None of this happens without our partners. Pulse Water Ltd are our technology partners and the country's leading independent water hygiene and treatment company: legionella risk assessments, tank cleaning, water softeners or the whole maintenance service, pulsewater.co.uk. Thanks to Joma, our global sportswear sponsor, and to Dugout 90, the most overhyped spring water in football, allegedly sourced from the fountain of youth.

Thank you to everyone who downloaded and shared last week's issues. The award-winning lads at Dugout AI are back on Sunday at 8pm with the IBB10 Show, Best Non League Podcast 2026, live on YouTube, X and Kick. Get to a game, buy a pie, and say hello if you see the camera.

Mike McCaffrey
Dugout Diaries · mike@inthedugout.co.uk



Mike McCaffrey · Dugout Diaries · mike@inthedugout.co.uk

THIS WEEKEND IN NUMBERS

7 straight league wins for Haywards Heath

8 league games unbeaten for Broadbridge Heath

3 top-four clashes with Sussex sides today

8/8 home league wins for Infinity

45 Dougie previews today

2 Sussex clubs left in the FA Vase

PLATINUM PARTNER
PULSE WATER
WATER HYGIENE & TREATMENT SERVICES
Legionella risk assessments · water hygiene · softening & filtration
pulsewater.co.uk · helpdesk@pulsewater.co.uk · 01622 535103

ADVERTISEMENT

SUPPORTING SUSSEX NON-LEAGUE FOOTBALL



PLATINUM PARTNER

PULSE WATER
WATER HYGIENE & TREATMENT SERVICES

Legionella risk assessments · water hygiene · softening & filtration
pulsewater.co.uk · helpdesk@pulsewater.co.uk · 01622 535103

RESULTS ROUND-UP

LAST SATURDAY'S RESULTS

SAT 21 NOV

Every league result from Saturday 21 November across the nine Step 1 to Step 7 divisions in this supplement: 93 games, 325 goals. Winners in bold. County results are in each county section.

NATIONAL LEAGUE

Aldershot Town	2-0	Scunthorpe United
Barrow	0-2	**Carlisle United**
FC Halifax Town	5-0	Woking
Gateshead	1-2	**Hartlepool United**
Kidderminster Harriers	2-2	AFC Fylde
Solihull Moors	2-1	Altrincham
Sutton United	1-0	Boston United
Tamworth	1-3	**Eastleigh**
Wealdstone	4-0	Hornchurch
Worthing	2-1	Harrogate Town
Yeovil Town	3-2	Forest Green Rovers

NATIONAL LEAGUE SOUTH

AFC Totton	0-1	**Dagenham & Redbridge**
Billericay Town	4-1	Slough Town
Braintree Town	0-0	Torquay United
Chesham United	2-0	Hampton & Richmond Bor...
Dorking Wanderers	2-2	Ebbsfleet United
Dover Athletic	2-1	Horsham
Farnborough	3-3	Salisbury
Maidenhead United	2-2	Folkestone Invicta
Maidstone United	0-1	**Farnham Town**
Tonbridge Angels	1-1	Weston-super-Mare
Truro City	4-0	Hemel Hempstead Town
Walton & Hersham	2-2	Chelmsford City

SOUTHERN PREMIER SOUTH

Berkhamsted	4-1	Frome Town
Chichester City	2-2	Basingstoke Town
Chippenham Town	1-1	Bracknell Town
Gosport Borough	1-2	**Havant & Waterlooville**
Hanworth Villa	2-1	Poole Town
Plymouth Parkway	3-0	Malvern Town
Sholing	1-0	Evesham United
Taunton Town	4-1	Chertsey Town
Uxbridge	2-1	Gloucester City
Wimborne Town	0-2	**Bath City**
Yate Town	0-0	Hanwell Town

ISTHMIAN PREMIER

Carshalton Athletic	0-2	**Aveley**
Chatham Town	3-3	Maldon & Tiptree
Cray Wanderers	2-1	Whitehawk
Dartford	3-0	Leatherhead
Dulwich Hamlet	2-2	Welling United
Enfield Town	4-4	Eastbourne Borough
Ramsgate	4-1	Lewes
St Albans City	3-4	**AFC Whyteleafe**
Stanway Rovers	2-2	Burgess Hill Town
Three Bridges	2-1	Cheshunt
Wingate & Finchley	1-2	**Brentwood Town**

ISTHMIAN SOUTH EAST

Ashford United	1-1	Sheppey United
Broadbridge Heath	2-0	Hastings United
Cray Valley PM	4-1	Merstham
Crowborough Athletic	3-1	Deal Town
Eastbourne Town	0-0	Whitstable Town
Erith Town	3-0	Margate
Faversham Town	1-0	Peacehaven & Telscombe
Herne Bay	3-0	Horley Town
Sevenoaks Town	4-2	Sittingbourne
South Park (Reigate)	1-2	**AFC Croydon Athletic**
Steyning Town	2-4	**Punjab United**

Sources: footballwebpages.co.uk, fulltime.thefa.com, dugoutdatahub.com

League games, Saturday 21 November

PLATINUM PARTNER

PULSE WATER
WATER HYGIENE & TREATMENT SERVICES

Legionella risk assessments · water hygiene · softening & filtration
pulsewater.co.uk · helpdesk@pulsewater.co.uk · 01622 535103

RESULTS ROUND-UP (CONTINUED)

LAST SATURDAY'S RESULTS

SAT 21 NOV

ISTHMIAN SOUTH CENTRAL

AFC Portchester	4-2	Hendon
Ascot United	1-1	Westfield
Bedfont Sports	4-4	AFC Stoneham
Bognor Regis Town	2-1	Hayes & Yeading United
Cobham	0-1	**Hartley Wintney**
Kingstonian	4-1	Binfield
Littlehampton Town	0-6	**Jersey Bulls**
Moneyfields	2-1	Ashford Town (Middx)
Raynes Park Vale	2-3	**Egham Town**
Winchester City	4-2	Harrow Borough
Windsor & Eton	0-0	Southall

SCFL PREMIER

AFC Varndeanians	1-0	Wick
Bexhill United	5-1	Midhurst & Easebourne
Billingshurst	0-4	**Hassocks**
Lingfield	5-0	Horsham YM
Little Common	4-1	Pagham
Newhaven	3-1	Lancing
Roffey	0-2	**Haywards Heath Town**
Seaford Town	1-0	Forest Row
Eastbourne United	2-2	Guernsey

SCFL DIVISION ONE

Arundel	5-1	Jarvis Brook
Clanfield	6-2	Reigate Priory
Dial Square	1-0	Westfield
East Preston	0-3	**Infinity**
Mile Oak	2-1	Dorking Wanderers B
Ringmer AFC	0-4	**AFC Walcountians**
Saltdean United	1-1	Guildford City
Selsey	1-2	**Worthing United**
Shoreham	1-1	Oakwood
Hailsham Town	4-2	Loxwood

SCFL DIVISION TWO

Storrington Community	3-4	**Ferring**
Worthing Town	2-4	**Upper Beeding**
ASC Brighton Rangers	0-0	Rudgwick
Brighton Electricity	1-2	**Hurstpierpoint**
Rustington	0-1	**Alfold**
Southwater	4-0	Copthorne
TD Shipley	3-0	Chichester City B

HOW OUR CLUBS GOT ON LAST SATURDAY

21 won · 11 drew · 23 lost

W Worthing 2-1 · W Three Bridges 2-1 · W Broadbridge Heath 2-0 · W Crowborough Athletic 3-1
W Bognor Regis Town 2-1 · W AFC Varndeanians 1-0 · W Bexhill United 5-1 · W Hassocks 4-0 · W Lingfield 5-0
W Little Common 4-1 · W Newhaven 3-1 · W Haywards Heath Town 2-0 · W Seaford Town 1-0 · W Arundel 5-1
W Clanfield 6-2 · W Dial Square 1-0 · W Infinity 3-0 · W Mile Oak 2-1 · W AFC Walcountians 4-0
W Worthing United 2-1 · W Hailsham Town 4-2

D Dorking Wanderers 2-2 · D Chichester City 2-2 · D Eastbourne Borough 4-4 · D Burgess Hill Town 2-2
D Eastbourne Town 0-0 · D Eastbourne United 2-2 · D Guernsey 2-2 · D Saltdean United 1-1 · D Guildford City 1-1
D Shoreham 1-1 · D Oakwood 1-1

L Horsham 1-2 · L Whitehawk 1-2 · L Lewes 1-4 · L Hastings United 0-2 · L Peacehaven & Telscombe 0-1
L Horley Town 0-3 · L Steyning Town 2-4 · L Littlehampton Town 0-6 · L Wick 0-1 · L Midhurst & Easebourne 1-5
L Billingshurst 0-4 · L Horsham YM 0-5 · L Pagham 1-4 · L Lancing 1-3 · L Roffey 0-2 · L Forest Row 0-1
L Jarvis Brook 1-5 · L Reigate Priory 2-6 · L East Preston 0-3 · L Dorking Wanderers B 1-2 · L Ringmer AFC 0-4
L Selsey 1-2 · L Loxwood 2-4

Biggest Sussex wins: Lingfield 5-0 Horsham YM, Clanfield 6-2 Reigate Priory, Arundel 5-1 Jarvis Brook and Bexhill 5-1 Midhurst. Jersey Bulls won 6-0 at Littlehampton.

Sources: footballwebpages.co.uk, fulltime.thefa.com, dugoutdatahub.com

League games, Saturday 21 November

PLATINUM PARTNER

PULSE WATER
WATER HYGIENE & TREATMENT SERVICES

Legionella risk assessments · water hygiene · softening & filtration
pulsewater.co.uk · helpdesk@pulsewater.co.uk · 01622 535103

MIDWEEK ROUND-UP

THE MIDWEEK RESULTS

MON 23 – WED 25 NOV

NATIONAL LEAGUE

AFC Fylde	0-2	**FC Halifax Town**
Altrincham	3-0	Wealdstone
Boston United	0-1	**Barrow**
Carlisle United	1-2	**Tamworth**
Eastleigh	1-3	**Yeovil Town**
Forest Green Rovers	0-2	**Southend United**
Hornchurch	0-0	Sutton United
Scunthorpe United	1-2	**Gateshead**
Woking	4-3	Worthing
Boreham Wood	4-1	Aldershot Town
Harrogate Town	3-1	Kidderminster Harriers
Hartlepool United	2-0	Solihull Moors

NATIONAL LEAGUE SOUTH

Chelmsford City	1-0	Maidstone United
Dagenham & Redbridge	4-1	Tonbridge Angels
Ebbsfleet United	1-1	Billericay Town
Farnham Town	2-1	Maidenhead United
Hampton & Richmond Bor...	0-5	**Dover Athletic**
Horsham	1-0	Truro City
Salisbury	1-1	AFC Totton
Slough Town	4-2	Farnborough
Torquay United	2-1	Chesham United
Weston-super-Mare	2-0	Walton & Hersham

SOUTHERN PREMIER SOUTH

Basingstoke Town	3-2	Sholing
Bracknell Town	1-2	**Berkhamsted**
Chippenham Town	3-2	Havant & Waterlooville
Malvern Town	3-2	Hanworth Villa
Yate Town	1-1	Evesham United

ISTHMIAN PREMIER

Cray Wanderers	1-1	Wingate & Finchley
Eastbourne Borough	3-1	Aveley
Leatherhead	1-0	Ramsgate

ISTHMIAN SOUTH EAST

AFC Croydon Athletic	0-2	**Sheppey United**
Erith Town	0-1	**Broadbridge Heath**
Merstham	4-1	Deal Town

ISTHMIAN SOUTH CENTRAL

Binfield	1-0	Ashford Town (Middx)
Littlehampton Town	2-2	Kingstonian
Westfield	1-2	**AFC Stoneham**
Windsor & Eton	1-1	Hendon

SCFL DIVISION ONE

Reigate Priory	2-0	Oakwood

MIDWEEK IN NUMBERS

38 games

113 goals

3.0 goals per game

20-7-11 home wins · draws · away wins

HOW OUR CLUBS GOT ON

4 won · 1 drew · 2 lost

W **Horsham** 1-0 · W **Eastbourne Borough** 3-1 · W **Broadbridge Heath** 1-0 · W **Reigate Priory** 2-0

D **Littlehampton Town** 2-2

L **Worthing** 3-4 · L **Oakwood** 0-2

Pick of the week for Sussex: Broadbridge Heath won 1-0 at second-placed Erith and Horsham beat third-placed Truro 1-0. Worthing lost 4-3 at Woking, Littlehampton drew 2-2 with Kingstonian.

SATURDAY AND MIDWEEK CUP RESULTS

Sussex clubs · 21 – 25 Nov

TUE · PETER BENTLEY CHALL...	**Haywards Heath Town**	4-0	Arundel
TUE · SUSSEX PRINCIPAL RU...	Pagham	1-1	Selsey (5-6 pens)
WED · SURREY FA SATURDAY...	**Dorkinians**	2-1	Guildford City
SAT · SUSSEX INTERMEDIAT...	**Bosham**	3-1	Wadhurst United

Sources: footballwebpages.co.uk, fulltime.thefa.com, dugoutdatahub.com

League games in the main list; cups below

PLATINUM PARTNER

PULSE WATER
WATER HYGIENE & TREATMENT SERVICES

Legionella risk assessments · water hygiene · softening & filtration
pulsewater.co.uk · helpdesk@pulsewater.co.uk · 01622 535103

KNOCKOUT FOOTBALL THIS WEEKEND

CUP TIES

SAT 28 – SUN 29 NOV

Every cup tie involving our leagues this weekend: the FA Vase, the Surrey Intermediate Cup and the county league cups. Kick-off times as published on FA Full-Time. FA Vase and Surrey Cup ties are previewed by Dougie inside the SCFL sections.

FA VASE · THIRD ROUND

2 ties

SAT 15:00	Larkfield & New Hythe Crawley Down Gatwick	DOUGIE P80
SAT 15:00	Rusthall Hassocks	DOUGIE P80

SURREY INTERMEDIATE CUP

4 ties

SAT 13:30	Tongham First Alfold	DOUGIE P114
SAT 13:30	Farleigh Rovers First Frenches Athletic First Surrey FA Saturday Intermediate County Cup	
SAT 13:30	Surrey Casuals First Holland Sports First Surrey FA Saturday Intermediate County Cup	
SAT 13:30	Trenham First Reigate Priory II Surrey FA Saturday Intermediate County Cup	

MID SUSSEX LEAGUE CUPS

6 ties

SAT 14:00	Ifield Albion Reserves Lingfield Reserves Brian Hall Trophy	
SAT 14:00	Lindfield Developement Oxted & District U23 Brian Hall Trophy	
SAT 14:00	Roffey Reserves AFC Uckfield Town First Montgomery Cup	
SAT 14:00	Welcroft Park Rangers First Balcombe Reserves Somerville Cup	
SAT 14:00	Caterham FC First Willingdon Athletic First Somerville Cup	
SAT 14:00	Ifield Albion First Gatwick Warriors First Stratford Cup	

WEST SUSSEX LEAGUE CUPS

8 ties

SAT 14:00	Ewhurst West Chiltington Chichester Charity Cup	
SAT 14:00	Petworth Reserves Capel Reserves Division 3 Charity Cup	
SAT 14:00	Ashington Rovers Delunited Malcolm Simmonds Memorial Cup	
SAT 14:00	Watersfield Capel Malcolm Simmonds Memorial Cup	
SAT 14:00	Flansham Park Rangers Wisborough Green Malcolm Simmonds Memorial Cup	
SAT 14:00	Southwater Reserves Newtown Villa Malcolm Simmonds Memorial Cup	
SAT 14:00	East Preston Reserves Goring by Sea Cricket Malcolm Simmonds Memorial Cup	
SAT 14:00	Brockham Loxwood Development Tony Kopp Cup	

SUSSEX SUNDAY LEAGUE CUPS

4 ties

SUN 10:30	MO First (in support of Movember) Crawley Tamil Sports Club First SSFL VB Trophy in memory of Ian Dean (3/4)	
SUN 11:30	Hove Park Lions Reserves Real Hampden Park Reserves Lower junior invitation cup	
SUN 17:30	Copthorne Sunday Firsts Seahaven First SSFL ROY T CUP 3rd ROUND	
SUN 19:30	Amici Athletic Veterans Copthorne Veterans SSFL Vets Higher Cup	

Sources: fulltime.thefa.com

Times as published on FA Full-Time, 27 Nov

PLATINUM PARTNER

PULSE WATER
WATER HYGIENE & TREATMENT SERVICES

Legionella risk assessments · water hygiene · softening & filtration
pulsewater.co.uk · helpdesk@pulsewater.co.uk · 01622 535103

OPINION · RUSS COCHRAN

THE COLUMN

YOUR VOICES

SUPPORTERS, FANS AND FLOATERS: WHAT'S THE DIFFERENCE?

Are you a supporter, a fan or a floater, and does your club know the difference? Russ Cochran on the people who make up a non-league crowd, and who should get the ticket when the big game comes round.



BY RUSS COCHRAN

"A season ticket buys you a place. It doesn't necessarily buy you greater loyalty."

Are you a supporter of your football club, a fan, or simply someone who turns up when the occasion takes your fancy? And before anyone takes offence, are they actually the same thing?

It's an interesting question, particularly in non-league football, where the relationship between a club and the people around it can be considerably different from that found higher up the football pyramid.

We often use the words supporter and fan interchangeably, but are they really the same? Both will tell you they love their club, both will pay their admission, both will follow the team, celebrate the victories and endure the disappointments. Both contribute financially, emotionally and, in their own ways, to the atmosphere and identity of a football club.

But scratch beneath the surface and there can be quite a difference between what makes someone a supporter and what makes someone a fan.

And then, of course, there is the third category: the floater, the casual spectator.

Perhaps understanding the differences between all three tells us something about the people who make up a football club's audience, what they contribute and, sometimes, why they don't always see eye to eye.

THE SUPPORTER: THERE WHEN IT MATTERS

A supporter is arguably the backbone of a non-league football club. They are the people who are there regardless of the circumstances, the opposition, the league position or the weather. They don't necessarily need a successful team, a fashionable manager or a new signing to give them a reason to turn up.

They are there on a Tuesday evening in November, standing on a cold, exposed touchline, watching their team battle against unfamiliar opposition in a competition that might not generate much excitement. They are there when the football is poor, when results aren't going their way and when the optimism of August has disappeared by December.

They travel away, sometimes considerable distances, not necessarily because they expect to see a great game of football, but because their club is playing and they want to be there. They sing, clap, encourage and get behind the team. They understand that their presence matters, even when the players might not always appreciate just how much effort has gone into getting there.

But supporting a club isn't simply about turning up and buying a programme.

There is often a much deeper involvement. Supporters are the people who might volunteer their time to help maintain the ground, turn up for working parties, paint a fence, tidy the terraces, help with the pitch, steward a match day, run the kitchen, serve behind the bar or simply lend a hand when the club needs another pair of hands.

They are the people who understand that a football club doesn't operate solely between the first and final whistle. They appreciate that what happens behind the scenes is every bit as important as what happens out on the pitch.

They might not be particularly interested in whether the changing room skirting boards have been painted in precisely the correct shade of club colours, whether the latest training top has been released or whether every small development has been announced across social media.

They recognise that there are bigger priorities and that the changing rooms, the facilities, the finances, the volunteers and the people working behind the scenes are all part of the same football club.

Sources: dugoutdatahub.com

Opinion pieces are the writer's own view

PLATINUM PARTNER

PULSE WATER
WATER HYGIENE & TREATMENT SERVICES

Legionella risk assessments · water hygiene · softening & filtration
pulsewater.co.uk · helpdesk@pulsewater.co.uk · 01622 535103

OPINION · RUSS COCHRAN · PART 2 OF 5

THE COLUMN (CONTINUED)

YOUR VOICES

That isn't to say they don't care about presentation or standards. Quite the opposite. They often care enormously, but their interest tends to be rooted in what is best for the club rather than how something looks to everyone else.

They can also be knowledgeable, sometimes possessing a much more grounded understanding of the club, its history, its finances, its people and the realities of the league in which it competes. They know the difference between ambition and affordability, between a good idea and a realistic one, and between what supporters might want and what a club can actually deliver.

They understand that the badge represents something bigger than the current team, manager or board of directors.

Perhaps most importantly, supporters tend to be consistent. They might disagree with decisions, question performances or privately express frustration, but their attachment doesn't disappear when things go wrong. They are not particularly inclined to walk away from the club because of a poor run of results or a disagreement over a managerial appointment.

They might criticise, but there is often a reluctance to turn that criticism into a public spectacle. Their loyalty is sometimes demonstrated more by what they don't say or do than by what they say publicly.

And that loyalty can go largely unnoticed.

THE FAN: PASSION, IDENTITY AND EXPRESSION

A fan is no less passionate, but that passion can manifest itself in a rather different way.

Fans are often more visibly expressive about their club. They might be first in the queue for the latest replica shirt, buy the new merchandise, follow every social media account, share every announcement and post their opinions about everything from team selection to the colour of the changing room walls.

They can be incredibly enthusiastic, vocal and committed. They might know every player, follow every transfer rumour and have an opinion on virtually every decision made by the manager or the board.

For some, football is tribal. There is an element of identity, belonging and rivalry that goes beyond the actual 90 minutes. They enjoy the rivalry with other clubs, the exchanges between supporters and the occasional crossing of swords with opposition fans.

That tribalism can be part of what makes football enjoyable, particularly at non-league level, where rivalries and local connections can be particularly strong. But it can also heighten what is, ultimately, a game of football.

Social media has arguably amplified this side of supporting a club. A disappointing result can quickly become a public debate, an unpopular substitution can generate an evening of commentary and an unsubstantiated rumour can travel further than the truth ever manages to catch up.

Some fans are quick to express their anger, sometimes without knowing the full circumstances or appreciating what might be happening behind the scenes. A decision they don't agree with can become a reason to question the entire direction of a club.

There is also a tendency among some to become so invested in their own interpretation of events that they can find themselves at odds with other supporters, volunteers or even the club itself.

That doesn't necessarily make them disloyal. In fact, their frustration can come from caring enormously. They may have invested years of emotion, time and money into the club and feel entitled to challenge what they believe is wrong.

But there is a difference between constructive criticism and constant confrontation, just as there is a difference between being passionate and believing that your opinion should carry more weight than everyone else's.

A fan may do many of the things a supporter does. They might travel away, volunteer, help around the ground and contribute financially. The difference is not necessarily in their actions, but in their outlook, their expectations and how they express their attachment.

AND THEN THERE IS THE CASUAL SPECTATOR: THE 'FLOATER'

This is another category altogether.

These are the people who might attend a football match once or twice a season, perhaps out of curiosity, because there is something particularly attractive about a fixture, or simply because they fancy a change of scenery on a Saturday afternoon.

Sources: dugoutdatahub.com

Continued from previous page

PLATINUM PARTNER
PULSE WATER
WATER HYGIENE & TREATMENT SERVICES
Legionella risk assessments · water hygiene · softening & filtration
pulsewater.co.uk · helpdesk@pulsewater.co.uk · 01622 535103

OPINION · RUSS COCHRAN · PART 3 OF 5

THE COLUMN (CONTINUED)

YOUR VOICES

They might not follow the club particularly closely, know much about its history or have any great emotional attachment to the badge, but they are nevertheless part of the wider football audience.

Both supporters and fans understand that these people have a place in the game. In fact, they are commercially important. They bring additional revenue through admission, food, drink and merchandise, and they can significantly increase attendances beyond the usual core of regular followers.

Think about the occasions that attract a bigger crowd: a huge local rivalry, a particularly attractive cup tie, a televised fixture, a promotion decider, a title showdown or a match that could determine a club's future.

Suddenly, people who might not ordinarily attend are interested. Online ticket sales go through the roof, additional publicity attracts attention and a club that normally welcomes a relatively modest crowd finds itself dealing with demand it hasn't experienced for months, perhaps years.

In some cases, advance tickets sell out in record time and this is where things can become a little uncomfortable.

For the regular supporter or fan who has attended week after week, year after year, the sudden arrival of a large casual audience can create resentment. Particularly when those who rarely attend manage to secure tickets while some of the familiar faces, who have followed the club through thick and thin, find themselves locked out.

But there is another distinction here that clubs should be careful not to overlook: being a season-ticket holder and being a regular supporter are not necessarily the same thing.

A season ticket is undoubtedly valuable. It provides the club with an element of financial certainty, helps with planning and gives the purchaser the convenience of knowing their place is secured. But it should never become the only recognised measure of commitment.

There are people who attend virtually every home fixture, season after season, but deliberately choose to pay individually. They might prefer the flexibility, manage their finances differently or simply enjoy buying their ticket on a match-by-match basis.

Some will have stood in exactly the same spot on the terrace or occupied the same seat for years, rarely missing a game. Yet when a particularly attractive fixture comes along, they can find themselves in a rather uncomfortable position.

A season-ticket holder might automatically enjoy priority, while the regular match-goer who has paid individually throughout the campaign has to compete with everyone else for the remaining tickets.

And that raises a legitimate question:

Should loyalty be measured by the ticket someone buys, or by the number of times they actually turn up?

A season ticket demonstrates commitment, but so does consistently paying through the turnstiles, week after week, without any guarantee of a seat for the next big occasion.

Financially, the club has received the admission income, and in some circumstances the regular individual purchaser might have contributed more over the course of the season.

Of course, clubs need to establish sensible ticketing arrangements, particularly when demand exceeds capacity. Season-ticket holders deserve recognition for their advance commitment, but there is surely an argument for acknowledging regular individual purchasers too, whether through loyalty schemes, priority windows or other arrangements that reward consistent attendance.

The objective should be to protect the relationship with the regular match-going audience, not simply the people whose names appear on a season-ticket database.

A season ticket buys you a place. It doesn't necessarily buy you greater loyalty.

For those who have followed the club through thick and thin, there can be a sense that loyalty and consistency have counted for very little when the opportunity to attend a big match comes along.

The question then becomes: who has the greater right to be there?

Is it the person who has supported the club consistently, bought their ticket every week and contributed throughout the season, or the casual spectator who has suddenly decided that this particular fixture is worth attending?

From a commercial perspective, the answer is fairly straightforward. The casual spectator is additional business. They bring money into the club, increase the attendance, potentially buy merchandise and contribute to the occasion. From a football club's perspective, turning away people who want to spend money is hardly an attractive proposition.

But from the perspective of a regular supporter, it can feel rather different.

It would also be wrong to suggest that someone who attends occasionally has no right to enjoy the experience. Football clubs need to grow their audiences, attract new people and encourage those who might otherwise never visit. Today's casual spectator could become tomorrow's regular fan or committed supporter.

Sources: dugoutdatahub.com

Continued from previous page

PLATINUM PARTNER

PULSE WATER
WATER HYGIENE & TREATMENT SERVICES

Legionella risk assessments · water hygiene · softening & filtration
pulsewater.co.uk · helpdesk@pulsewater.co.uk · 01622 535103

OPINION · RUSS COCHRAN · PART 4 OF 5

THE COLUMN (CONTINUED)

YOUR VOICES

That is precisely why clubs should be encouraging them.

The difficulty is that the relationship doesn't always develop beyond the occasional big occasion. Some floaters will attend the attractive fixtures, enjoy the atmosphere, spend a little money and disappear again until the next particularly appealing match comes around. Their dedication to the club is understandably questioned by those who remain present throughout the season.

There is also a danger that clubs become so focused on the commercial attraction of a big attendance that they overlook the people who have helped sustain them during the less glamorous fixtures. The supporters who turn up in the rain against an unfamiliar opponent on a Tuesday evening should not become an afterthought simply because a cup tie against a major rival offers a much greater financial opportunity.

The floater might bring little more than their wallet to the club, but commercially, that wallet is welcome. And there is absolutely nothing wrong with that. The club needs the income, the increased exposure and the opportunity to convert occasional visitors into something more.

But it does present an interesting contradiction: the very people who help keep the club going throughout the season can sometimes find themselves displaced by those who only want to be there for the big occasion.

It isn't necessarily the fault of the casual spectator, nor is it unreasonable for the club to maximise its income. But it does demonstrate why football clubs need to understand the different relationships people have with them.

WHERE THE THREE WORLDS COLLIDE

Perhaps the most interesting part of this discussion is that supporters, fans and floaters don't always see things in the same way.

The supporter might look at the fan and wonder why they are so concerned about the latest shirt, social media announcement or minor detail when there are more pressing issues facing the club.

The fan might look at the supporter and wonder why they are so accepting, why they don't challenge decisions more openly or why they seem prepared to tolerate performances and circumstances that, in their opinion, deserve criticism.

And both might look at the floater and wonder where they have been for the other 40-odd matches of the season, particularly when they suddenly appear for the biggest game and take a ticket that someone else would have given anything to secure.

One might believe the other is missing the point entirely.

A supporter might argue that the club needs people who are prepared to roll up their sleeves, give up their time and help keep things moving. A fan might argue that clubs need people who demand better, question standards and refuse to accept mediocrity. A floater might simply want to enjoy an entertaining afternoon of football without getting too involved in everything surrounding it.

And, to be fair, all three have their place. A football club needs people who will challenge it when necessary, just as it needs people who will stand by it when circumstances become difficult. It needs enthusiasm, ambition and scrutiny, but it also needs patience, perspective and people who understand the realities of running a football club.

The difficulty comes when passion becomes entitlement, when loyalty becomes unquestioning acceptance or when personal opinions become more important than the collective interests of the club.

There is a danger that all three categories can become guilty of precisely what they accuse the others of.

THE BADGE MEANS DIFFERENT THINGS TO DIFFERENT PEOPLE

At non-league level, the badge is often more than a commercial identity. It represents a community, a history, a collection of memories and, in many cases, generations of involvement.

For some, wearing that badge is a statement of identity. For others, protecting what it represents is the priority.

There is a distinction between buying something with a club badge on it and actively contributing to the future of the club that badge represents.

Of course, merchandise sales matter. Clubs need revenue, and supporters and fans buying shirts, scarves and other garments are making a valuable contribution. Equally, the casual spectator buying a ticket and a burger is helping the club financially.

Nobody should be criticised for doing that.

Sources: dugoutdatahub.com

Continued from previous page

PLATINUM PARTNER

PULSE WATER
WATER HYGIENE & TREATMENT SERVICES

Legionella risk assessments · water hygiene · softening & filtration
pulsewater.co.uk · helpdesk@pulsewater.co.uk · 01622 535103

OPINION · RUSS COCHRAN · PART 5 OF 5

THE COLUMN (CONTINUED)

YOUR VOICES

But a club's strength cannot be measured by merchandise sales, social media engagement or the number of people who express an opinion after a Saturday afternoon defeat.

It is also measured by the people who quietly give their time, maintain the facilities, support the volunteers, welcome newcomers, travel to away matches and ensure the club continues to exist long after the current crop of players and management have moved on.

These are often the people who don't seek recognition. They don't necessarily need their photograph on the club website or a thank-you message on Facebook. They simply get on with it because they believe in the club.

And perhaps that is one of the most overlooked characteristics of a true supporter.

SO, WHICH ONE IS MORE IMPORTANT?

The obvious answer is neither.

Football clubs need all three.

They need the supporter who turns up regardless, the volunteer who gives up their Sunday morning, the person who helps run the bar and the individual who has followed the club through several different leagues, managers and generations of players.

But they also need the passionate fan who buys the merchandise, generates interest, brings friends along, creates an atmosphere, engages online and challenges the club to improve.

And they need the floater who brings additional revenue, increases attendances, introduces new people to the club and potentially becomes a regular face in the crowd.

The danger is when any one group believes it has a monopoly on what it means to be part of a football club.

Not every fan is an armchair critic, just as not every supporter is a volunteer. Not every supporter is quietly accepting, and not every fan is outspoken or confrontational. Equally, not every casual spectator is uninterested in the club's future.

There are people who sit somewhere between all three descriptions, and many who will comfortably identify with more than one.

There is no membership card that establishes where one ends and another begins. Nor is there a definitive measure of loyalty, commitment or passion.

But perhaps the distinction is worth considering, particularly in non-league football, where the relationship between a club and its community can be much closer and where the contribution of individuals can make a very real difference.

TO SUMMARISE

Perhaps the best way to distinguish the three is to consider what happens when the football isn't particularly good, when the results dry up, when the manager leaves, when the club needs help or when there is nothing particularly exciting to talk about.

Who is still there?

Who is prepared to travel, volunteer, encourage, help out and quietly keep the club moving forward?

Who is willing to put the interests of the club ahead of their own personal frustrations?

Who truly understands that they may need to challenge the club when things aren't right, rather than simply accept everything?

And who might only turn up when the occasion is particularly attractive, but could potentially be encouraged to come back next week?

A fan might fall in love with the football. A supporter might fall in love with the club itself. A floater might simply fall in love with the occasion.

But perhaps that is an unfair distinction, because the three are often inseparable.

One thing is certain: a non-league football club needs people who care enough to turn up, people who care enough to get involved, people who care enough to challenge it when things aren't right and people who might be persuaded to walk through the turnstiles for the first time.

Whether you call them supporters, fans or floaters, they all have a part to play.

The only real mistake is assuming that one is automatically more important than the other.

So, which are you? And does your football club genuinely recognise the difference?

Whichever it is, or a combination of them, just ensure you get along to football more often! That's what really matters.

Russ Cochran. Got a view on this? Send it to mike@inthedugout.co.uk.

Sources: dugoutdatahub.com

Continued from previous page

PLATINUM PARTNER

PULSE WATER
WATER HYGIENE & TREATMENT SERVICES

Legionella risk assessments · water hygiene · softening & filtration
pulsewater.co.uk · helpdesk@pulsewater.co.uk · 01622 535103

ADVERTISEMENT

SUPPORTING SUSSEX NON-LEAGUE FOOTBALL



PLATINUM PARTNER

PULSE WATER
WATER HYGIENE & TREATMENT SERVICES

Legionella risk assessments · water hygiene · softening & filtration
pulsewater.co.uk · helpdesk@pulsewater.co.uk · 01622 535103

OPINION · RUSS COCHRAN

THE COLUMN

YOUR VOICES

IS THIS A YELLOW OR RED CARD?

Everybody moans about the ref. Russ Cochran, whose son has refereed since he was 14, on the people who find officials for every game in Sussex, where the next generation will come from, and why so many give up the whistle.



BY RUSS COCHRAN

"Football doesn't have a shortage of people willing to criticise referees. It has a shortage of people willing to become one."

Everyone always seems to have moans and groans about the ref!

I have been putting off writing this article for a while, but here it is!

Over the last four seasons, I have supported my son through his refereeing journey, from the age of 14 to 17. That has meant giving up my time to help him learn on the job, reflecting on performances, and supporting him through both the good and the bad times. He threw himself into it, covering as many games as he could across multiple leagues. We have been fortunate, and I have been able to give up the time to provide the transport and, occasionally, the odd bacon butty when a ground had a kitchen! It is fair to say I am incredibly proud of him, particularly as he has now progressed to Level 5.

But what comes next after that level can seem quite daunting. The prospect of Isthmian League football, at Levels 3 and 4, might be the next step for some, but it wasn't putting him off. In his own words, he wanted to cut his teeth and pause at County level, gaining vital experience and getting used to the demands of county football for a while. It is about learning to walk before running, particularly as a 17-year-old already officiating at a decent level in the men's game.

I'm not a qualified referee — far from it! But I am a qualified parent of a 17-year-old who continues to develop, learn and take on challenges. Some of those challenges, and the wider issues facing refereeing across Sussex, are what I want to explore in this article. So, read on...

ADDRESSING A COMMON TOPIC, ARE THERE ENOUGH REFEREES TO GO AROUND?

There is probably one thing guaranteed to unite football supporters, players, managers and even club officials: at some point during a match, somebody will have a moan about the referee.

A decision goes against you, a foul goes unnoticed, an offside flag stays down or a penalty isn't awarded. The referee becomes the subject of conversation, sometimes for the remainder of the afternoon.

But perhaps before we collectively reach for the familiar cynical criticism of refs, we should take a step back and consider that across Sussex, the appointment of match officials is a considerable logistical exercise. It is a job that largely goes unnoticed by the people who turn up on a Saturday or Sunday expecting a referee to be there.

DIFFERENT LEVELS, DIFFERENT REQUIREMENTS

At the higher levels of the non-league pyramid, there is generally a more established structure and a clearer qualification framework.

At Step 4 and above, appointments require officials to meet the relevant Level 3 or higher classification requirements. Step 5 and Step 6 operate within their own classification and fitness criteria, with Level 4 officials and appropriately qualified Level 5 officials forming part of the appointment picture.

Move down to Step 7, including SCFL Division Two, and the picture changes again. There are no appointed assistant referees operating in the same way as at higher levels, and Level 5 and some Level 6 referees can take charge of matches.

This isn't necessarily a reflection of standards or ambition. It is an acknowledgement that the available pool of officials has to be considered when ensuring that football can take place.

THE PEOPLE BEHIND THE APPOINTMENTS

Behind every fixture is somebody trying to make sure that an appropriate official is available.

The SCFL referee secretary has a considerable task, working with the pool of qualified officials available to suit the level required. This is a challenge in itself when applying the relevant appointment requirements and trying to ensure that matches are covered.

Sources: dugoutdatahub.com

Opinion pieces are the writer's own view

PLATINUM PARTNER

PULSE WATER
WATER HYGIENE & TREATMENT SERVICES

Legionella risk assessments · water hygiene · softening & filtration
pulsewater.co.uk · helpdesk@pulsewater.co.uk · 01622 535103

OPINION · RUSS COCHRAN · PART 2 OF 5

THE COLUMN (CONTINUED)

YOUR VOICES

It is not simply a case of allocating a name to a fixture. Qualifications, availability, geographical considerations and the requirements of individual competitions all have to be taken into account.

Move further down the pyramid and the challenges become even more apparent.

The West Sussex League and Mid Sussex League operate below the SCFL, and both can experience difficulties securing sufficient referees for their fixtures.

Yet their referee secretaries are still working hard behind the scenes, trying to allocate the officials they have available and keep the fixture programme moving.

It is easy to criticise an appointment from the comfort of the clubhouse, or from beside a pitch whilst the game is underway. It is rather more difficult when you are the person trying to find an available official for every match across a league.

Other Saturday leagues also place a demand on the pool of referees. The West Sussex League, Mid Sussex League, plus leagues on the borders of Kent, Surrey and Hampshire, can all draw on officials from neighbouring areas.

In this article, I would like to personally thank many of those who undertake these roles on a daily basis to ensure our local football matches below Step 4 of the pyramid have officials. Across men's open-age, women's and youth football, they include:

Ray Welch	**SCFL**
Richard Cherryman	**MSFL**
Paul Barratt	**WSFL**
Dan Bryant	**SSFL**
Hilary Kidd	**HDYFL**
Ben Chubb	**MSYFL**
Peter Harding	**ACYFL**
Matt Miller	**CDJFL**
Robert Hodges	**SSYFL**
Lewis Bellamy	**RYFL**
Keith Cullen	**SCWGFL**

Apologies if there are any errors in the appointed officials listed, or if I have missed somebody undertaking this role. Your work is just as invaluable and deserves the same level of recognition. Some leagues also have no appointed staff member carrying out this role.

Also, without naming them individually, I salute the assistants they work alongside.

I would also like to mention Elliot Davey and Harry Yellen at Sussex County FA, who have their work cut out adjusting things for County Cup appointments. These can be highly complex tasks away from the leagues themselves, alongside the crucial and ever-ongoing work involved in referee development at Sussex County FA.

AND THEN COMES SUNDAY!

If you think Saturday football presents a challenge, Sunday football introduces another considerable dimension.

Danny Bryant deserves particular recognition here. He works with the resources available to him, and the task of coordinating Sunday appointments across Sussex is no small undertaking.

Geography alone makes it a considerable exercise. The objective is to allocate officials as close to their home areas as possible, reducing unnecessary travel while ensuring that fixtures are covered.

But Sunday is not an isolated football environment.

There is youth football to accommodate, alongside women's and girls' football, all competing for officials from what is effectively the same wider refereeing community.

A referee who might otherwise be available for an adult Sunday League fixture could already be committed to a youth or women's match.

It is a balancing act, and one that requires considerable organisation.

The reality is that Sunday football is drawing on a pool of officials that is already being stretched across multiple competitions and age groups.

WHERE ARE THE NEXT GENERATION COMING FROM?

This is perhaps where the conversation needs to move beyond simply discussing appointments and start looking at the future of refereeing.

The FA allows people to begin their refereeing journey from the age of 14. Sussex FA recognises 14- and 15-year-old officials as Youth Referees, classified Y1, with a structured qualification process and the requirement to complete qualifying matches.

That is a positive starting point, but what happens next?

We need to create a culture across County FAs, clubs and leagues that actively encourages young people to become involved in refereeing.

Think about the 14-year-old who decides they want to take up the whistle. They might be a player themselves, someone who understands the game, enjoys football and wants to contribute in another way.

Sources: dugoutdatahub.com

Continued from previous page

PLATINUM PARTNER
PULSE WATER
WATER HYGIENE & TREATMENT SERVICES
Legionella risk assessments · water hygiene · softening & filtration
pulsewater.co.uk · helpdesk@pulsewater.co.uk · 01622 535103

OPINION · RUSS COCHRAN · PART 3 OF 5

THE COLUMN (CONTINUED)

YOUR VOICES

We should be encouraging that enthusiasm, not simply handing them a qualification and expecting them to find their own way.

Clubs have a role to play. How many actively encourage their youth players to consider refereeing? How many identify potential candidates within their own ranks and help them find a route into the game?

Leagues should be doing the same, providing opportunities, mentoring and support. Experienced referees could play an important part in helping young officials develop their confidence and understanding of match management.

A young referee should be seen as an investment in the future of the game, not simply another name on an appointments list.

SHOULD THE FA ALLOW YOUNG REFEREES TO BECOME ASSISTANT REFEREES?

Here is a question I think deserves serious consideration.

Could the FA introduce a dispensation allowing suitably qualified 14- and 15-year-old referees to undertake assistant referee duties in appropriate youth football competitions?

Under the standard youth competition rules, officials under 16 cannot referee or act as assistant referees in open-age football. Officials aged 14 and 15 are also restricted to competitions where the players' age band is at least one year younger than their own age.

Those safeguards are important, but could there be a more structured development pathway within youth football?

Rather than immediately putting a young official in sole charge of a match, why not allow them to gain experience alongside an established referee?

They could learn positioning, flagging, communication, offside decisions and the responsibilities of working as part of a three-person officiating team.

It would provide practical experience, build confidence and introduce them to another side of refereeing before they progress to taking charge of more demanding fixtures.

Naturally, this would need appropriate safeguarding, supervision, parental involvement and clear age and competition boundaries. It should be a recognised development programme, not an informal workaround to existing rules.

The question is whether the FA could make this a formal, nationally recognised pathway.

We already have young people entering refereeing at 14. Surely we should be looking at every appropriate opportunity to help them develop and retain their interest.

RECRUITMENT IS ONE THING, RETENTION IS ANOTHER

Becoming a referee requires commitment, training, assessment and experience. It takes time to progress through the levels, and officials need opportunities to develop.

They also need an environment in which they feel supported rather than simply becoming the target of criticism every weekend.

We cannot expect people to volunteer, train, qualify and give up their weekends if the experience becomes an increasingly thankless task.

There is also a responsibility on clubs, managers, players and supporters to recognise that the person in the middle is often working within the same limitations as everyone else in grassroots football.

Perhaps we should also be measuring how many newly qualified referees remain active after one, two and three seasons. Recruitment figures are encouraging, but retention is what ultimately builds a sustainable workforce.

We need to understand why people leave and what can be done to encourage them to stay, After all, without breeding this culture, football matches at whatever level will become pretty hard to put on in future.

YOU MAY NOT KNOW IT, BUT VITAL SUPPORT AND CPD COMES FROM BOTH THE LOCAL REFEREES' ASSOCIATIONS AS WELL AS THE COUNTY FA

One of the less visible but hugely important aspects of refereeing is the support and continuing professional development (CPD) available to officials outside their actual match appointments.

Many people will be familiar with the role of Sussex County FA in recruiting, qualifying, assessing and developing referees, but perhaps less familiar with the contribution made by local Referees' Associations.

Across Sussex, associations such as South West Sussex, Crowborough, Horsham and Brighton provide an important additional network for referees. These organisations are an important part of the refereeing community and deserve greater recognition.

They are not simply social gatherings for officials. They provide opportunities to learn, discuss, share experiences and develop alongside fellow referees, often with the benefit of people who have considerable experience of officiating at different levels of the game.

Sources: dugoutdatahub.com

Continued from previous page

PLATINUM PARTNER
PULSE WATER
WATER HYGIENE & TREATMENT SERVICES
Legionella risk assessments · water hygiene · softening & filtration
pulsewater.co.uk · helpdesk@pulsewater.co.uk · 01622 535103

OPINION · RUSS COCHRAN · PART 4 OF 5

THE COLUMN (CONTINUED)

YOUR VOICES

South West Sussex and Brighton Referees' Associations, for example, organise regular monthly meetings during the season, incorporating practical and theory-based training, guest speakers and sessions delivered by local tutors. Their stated aim is to provide an environment where referees of all levels can learn from one another, from newly qualified officials through to considerably more experienced referees.

Horsham also provides an organised local focal point for people involved in refereeing, including both active and retired officials.

This is particularly valuable for somebody relatively new to the game. Passing the referee qualification is only the beginning. Learning how to manage a difficult match, communicate with players, deal with challenging situations, interpret changes to the Laws of the Game and develop confidence in decision-making comes with experience and continued learning.

Having access to other referees who have encountered similar situations can be invaluable. Sometimes a discussion with an experienced colleague after a difficult Saturday afternoon can be just as useful as formal training.

The County FA also has a significant responsibility in this area. Sussex FA provides CPD opportunities throughout the season, including face-to-face events, online workshops, Laws of the Game updates, guest speakers and practical development sessions. Mentoring and additional development opportunities are also available, including its CORE programme for referees demonstrating potential and commitment.

The important distinction is that these two sources of support complement one another. County FA development provides a structured pathway, while local associations offer an additional community in which officials can continue learning, exchange experiences and build relationships with fellow referees.

And this isn't just about referees who want to climb the promotion ladder. Whether somebody wants to progress through the levels or is perfectly happy officiating grassroots football every weekend, there is value in continuing to develop.

For younger referees in particular, having somewhere to turn for advice, encouragement and guidance can make a considerable difference. We have already discussed the importance of retaining officials after their first season, and this is another part of that picture. Making somebody feel part of a wider refereeing community rather than leaving them to navigate the game alone has to be a positive.

There are people giving up their own time to make these associations work, organising meetings, arranging speakers and providing opportunities for others to improve. That contribution should not be overlooked.

If you are a referee and have never attended your local Referees' Association, perhaps it is worth finding out what is available in your area. You don't have to be seeking promotion, and you certainly don't have to be an experienced official to benefit.

Recruitment gets people through the door. Qualifications get them onto the pitch. But support, development and a sense of belonging can help keep them there.

PERHAPS NEXT TIME WE MOAN ABOUT THE REF...

Of course, referees will make mistakes. Some decisions will be wrong, some performances will disappoint and there will always be room for improvement.

Nobody is suggesting that officials should be immune from scrutiny or constructive criticism.

But there is a difference between discussing standards and failing to recognise the circumstances in which those officials are working.

We should be thanking the referee secretaries who spend their time trying to cover fixtures, recognising the officials who travel across the county, and encouraging more people to take up refereeing.

County FAs, clubs and leagues all have a part to play. We need to make refereeing an attractive and supported route into football, particularly for young people who might otherwise never consider it.

Because the alternative is a football pyramid with plenty of fixtures, plenty of opinions and plenty of people demanding officials, but increasingly fewer people prepared to take the whistle.

And if they don't?

Well, that really would give us something to moan about.

Football doesn't have a shortage of people willing to criticise referees. It has a shortage of people willing to become one.

If you have a child aged 14 or over whom you can support, I suggest you weigh up how much they can put in, how much they value the game, how well they know the Laws and how confidently they feel they can approach a match. The money is exceptional for youngsters, and it gets even better as they level up.

Sources: dugoutdatahub.com

Continued from previous page

PLATINUM PARTNER

PULSE WATER
WATER HYGIENE & TREATMENT SERVICES

Legionella risk assessments · water hygiene · softening & filtration
pulsewater.co.uk · helpdesk@pulsewater.co.uk · 01622 535103

OPINION · RUSS COCHRAN · PART 5 OF 5

THE COLUMN (CONTINUED)

YOUR VOICES

If this ticks a few boxes for you as a parent, or even as an adult coming into the game late as a referee, I urge you to contact Sussex County FA. The FA Referee Course costs £150; details are in the box below.

Russ Cochran. Got a view on this? Send it to mike@inthedugout.co.uk.

FANCY THE WHISTLE?

How to become a referee in Sussex

MINIMUM AGE
14
You can start refereeing at 14.

THE FA REFEREE COURSE
£150
Theory and practical sessions with Sussex County FA.

LEADS TO
Level 8 or 7
Registered as a Level 8 Youth Referee or a Level 7 Junior County Referee.

BOOK OR ASK
sussexfa.com/referees
Or email Referees@SussexFA.com.

Course details from the Sussex County FA Referee Course page, checked 27 Nov 2026.

Sources: dugoutdatahub.com

Continued from previous page

PLATINUM PARTNER
PULSE WATER
WATER HYGIENE & TREATMENT SERVICES
Legionella risk assessments · water hygiene · softening & filtration
pulsewater.co.uk · helpdesk@pulsewater.co.uk · 01622 535103

STEP 1

NATIONAL LEAGUE

TABLE TO WED 25 NOV

#	CLUB	P	W	D	L	GF	GA	GD	PTS	FORM
1	Boreham Wood	19	16	3	0	53	22	+31	51	W W D W W
2	Harrogate Town	19	12	2	5	42	26	+16	38	L D W L W
3	Yeovil Town	19	10	5	4	43	25	+18	35	W L D W W
4	Southend United	19	10	5	4	44	31	+13	35	D L W L W
5	AFC Fylde	19	10	3	6	34	29	+5	33	W W W D L
6	Carlisle United	19	9	5	5	37	25	+12	32	W W W W L
7	Worthing	19	9	5	5	38	31	+7	32	D L D W L
8	FC Halifax Town	19	9	4	6	36	21	+15	31	L W D W W
9	Barrow	18	9	4	5	30	21	+9	31	W D W L W
10	Altrincham	19	10	1	8	28	30	-2	31	D L L L W
11	Sutton United	19	8	4	7	21	23	-2	28	W W L W D
12	Hornchurch	19	8	1	10	20	31	-11	25	L L W L D
13	Aldershot Town	19	7	3	9	23	25	-2	24	L W L W L
14	Woking	18	7	3	8	29	32	-3	24	W L W L W
15	Kidderminster Harriers	19	5	8	6	21	22	-1	23	D L D D L
16	Wealdstone	19	6	4	9	28	33	-5	22	L W D W L
17	Hartlepool United	19	7	1	11	23	29	-6	22	L L D W W
18	Eastleigh	19	6	4	9	24	31	-7	22	L D L W L
19	Tamworth	18	6	2	10	29	38	-9	20	W L L L W
20	Forest Green Rovers	16	5	4	7	25	29	-4	19	L W D L L
21	Solihull Moors	19	6	1	12	23	43	-20	19	W W W W L
22	Boston United	19	5	3	11	21	33	-12	18	W W L L L
23	Scunthorpe United	18	3	2	13	21	35	-14	11	L L D L L
24	Gateshead	18	2	1	15	12	40	-28	7	L L L L W

TODAY'S FIXTURES

11 games

12:30	AFC Fylde	Aldershot Town
15:00	Altrincham	Worthing
15:00	Boreham Wood	Gateshead
15:00	Boston United	Kidderminster Harriers
15:00	Carlisle United	Sutton United
15:00	Eastleigh	FC Halifax Town
15:00	Forest Green Rovers	Tamworth
15:00	Harrogate Town	Yeovil Town
17:30	Hartlepool United	Southend United
15:00	Hornchurch	Solihull Moors
12:30	Woking	Barrow

TOP SCORERS

League goals

Matt Rush	Boreham Wood	11
John Marquis	Woking	10
Ben Whitfield	Barrow / Boreham Wood	10
Aaron Blair	Eastleigh	9
Zak Brunt	Boreham Wood	9

Football Web Pages figures, league goals only.

HOT OR NOT

points from the last five league games

▲ HOT

Boreham Wood 1st	W W D W W	13 pts
Carlisle United 6th	W W W W L	12 pts
Solihull Moors 21st	W W W W L	12 pts

▼ NOT

Scunthorpe United 23rd	L L D L L	1 pts
Gateshead 24th	L L L L W	3 pts
Kidderminster Harriers 15th	D L D D L	3 pts

Sources: footballwebpages.co.uk

Form: last five league games, latest on the right

PLATINUM PARTNER

PULSE WATER
WATER HYGIENE & TREATMENT SERVICES

Legionella risk assessments · water hygiene · softening & filtration
pulsewater.co.uk · helpdesk@pulsewater.co.uk · 01622 535103

STEP 1 · THE LEAGUE IN NUMBERS

NATIONAL LEAGUE

GRAPHICAL ANALYSIS

3.15	2.79	1.11	13/15	1/15	8
GOALS PER GAME	BEST ATTACK · PER GAME	BEST DEFENCE · CONCEDED	IN FORM · LAST FIVE	OUT OF FORM · LAST FIVE	MOST DRAWS
	Boreham Wood	FC Halifax To...	Boreham Wood	Scunthorpe ...	Kidderminst...

THE LEAGUE AT A GLANCE

every club, in table order

#	CLUB	WON · DRAWN · LOST	POINTS PER GAME · ● LAST FIVE	GOAL DIFFERENCE
1	Boreham Wood	16 · 3	2.68	+31
2	Harrogate Town	12 · 5	2.00	+16
3	Yeovil Town	10 · 5 · 4	1.84	+18
4	Southend United	10 · 5 · 4	1.84	+13
5	AFC Fylde	10 · 3 · 6	1.74	+5
6	Carlisle United	9 · 5 · 5	1.68	+12
7	Worthing	9 · 5 · 5	1.68	+7
8	FC Halifax Town	9 · 4 · 6	1.63	+15
9	Barrow	9 · 4 · 5	1.72	+9
10	Altrincham	10 · 8	1.63	-2
11	Sutton United	8 · 4 · 7	1.47	-2
12	Hornchurch	8 · 10	1.32	-11
13	Aldershot Town	7 · 3 · 9	1.26	-2
14	Woking	7 · 3 · 8	1.33	-3
15	Kidderminster Harri...	5 · 8 · 6	1.21	-1
16	Wealdstone	6 · 4 · 9	1.16	-5
17	Hartlepool United	7 · 11	1.16	-6
18	Eastleigh	6 · 4 · 9	1.16	-7
19	Tamworth	6 · 10	1.11	-9
20	Forest Green Rovers	5 · 4 · 7	1.19	-4
21	Solihull Moors	6 · 12	1.00	-20
22	Boston United	5 · 3 · 11	0.95	-12
23	Scunthorpe United	3 · 13	0.61	-14
24	Gateshead	15	0.39	-28

Sussex clubs underlined in gold. Bar: season points per game, out of a maximum three. Dot: last five games, green if better than the season rate, red if worse.

ATTACK V DEFENCE

per game

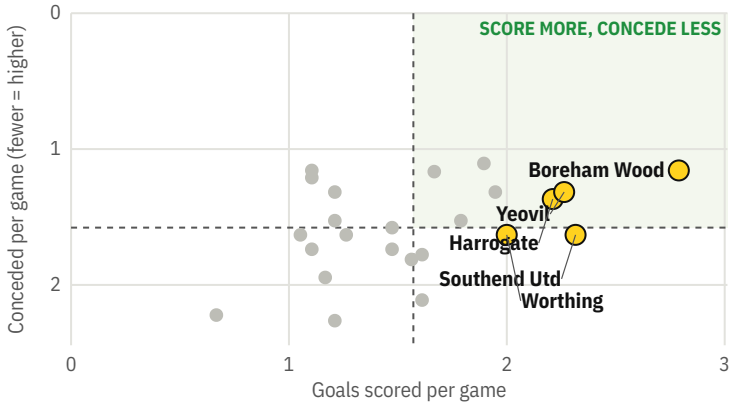

WHO IS MOVING

last five v season, points per game

RISING

Solihull Moors	+1.40
Carlisle United	+0.72
Sutton United	+0.53
Woking	+0.47

SLIPPING

Harrogate Town	-0.60
Kidderminster Harriers	-0.61
Worthing	-0.68
Altrincham	-0.83

Sources: footballwebpages.co.uk

League games only · table to 2026-11-25

PLATINUM PARTNER
PULSE WATER
WATER HYGIENE & TREATMENT SERVICES
Legionella risk assessments · water hygiene · softening & filtration
pulsewater.co.uk · helpdesk@pulsewater.co.uk · 01622 535103

NATIONAL LEAGUE · EVERY SUSSEX CLUB TODAY

DOUGIE'S PREVIEWS

SAT 28 NOV

By Dougie · Dugout AI

Dougie on all 1 game in the National League involving Sussex clubs. Form: latest on the right. Dossier: last five league results (team's score first) and venue record. Dougie's call is a prediction, not a promise.

NATIONAL LEAGUE

FULL STATS P23 KO 15:00 DOUGIE'S CALL **2-2**

ALTRINCHAM
10th · 31 pts · P19
D L L L W

WORTHING
7th · 32 pts · P19
D L D W L

One point between them, and a long way to go

Seventh go to tenth with a single point between them, and the table is so tight that a Worthing win would lift them to 35 points, the total third-placed Yeovil and fourth-placed Southend start the day on. Worthing's week summed them up. On Saturday they beat second-placed Harrogate 2-1 at Woodside Road; on Tuesday they scored three at Woking and still lost 4-3. They have 38 league goals in 19 games, two a game and the joint-sixth best in the division, but they have conceded 31, and only one of their last five league games has been a clean sheet for either side involved. On the road they have been sound all season: four wins, three draws and two defeats from nine, including wins at Gateshead and Kidderminster. Razzaq Coleman De-Graft leads their scoring with seven league goals. Altrincham are a home side. Six of their ten league wins have come at Moss Lane, where they have lost only twice, and they ended a run of three straight defeats (Carlisle, Harrogate, Solihull) by beating Wealdstone 3-0 on Tuesday. Away from home they have lost six of ten. Their goal difference is minus two, so this is a side that wins tight games at home and leaks them elsewhere. Worthing's job is to keep it level for an hour.

DOUGIE'S DOSSIER

ALTRINCHAM · LAST FIVE

D	0-0	Kidderminster Harriers
L	2-4	Carlisle United
L	0-4	Harrogate Town
L	1-2	Solihull Moors
W	3-0	Wealdstone

6-1-2 home W-D-L
1.5 scored per game
1.6 conceded per game
1.63 points per game

WORTHING · LAST FIVE

D	3-3	Southend United
L	0-3	Sutton United
D	1-1	Scunthorpe United
W	2-1	Harrogate Town
L	3-4	Woking

Scorers: Razzaq Coleman De-Graft 7

4-3-2 away W-D-L
2.0 scored per game
1.6 conceded per game
1.68 points per game

Sources: fulltime.thefa.com, footballwebpages.co.uk, dugoutdatahub.com

Form: last five league games, latest on the right

PLATINUM PARTNER
PULSE WATER
WATER HYGIENE & TREATMENT SERVICES
Legionella risk assessments · water hygiene · softening & filtration
pulsewater.co.uk · helpdesk@pulsewater.co.uk · 01622 535103

STATS ZONE · NATIONAL LEAGUE

ALTRINCHAM V WORTHING

ALTRINCHAM: 10th · 31 pts · P19

Sat 28 Nov · 15:00

DOUGIE'S PREVIEW P22

WORTHING: 7th · 32 pts · P19

TALE OF THE TAPE

ALTRINCHAM LEFT · WORTHING RIGHT · COLOURED BAR IS THE BETTER FIGURE

ALTRINCHAM		WORTHING
10th	LEAGUE POSITION	7th
1.63	POINTS PER GAME	1.68
1.5	SCORED PER GAME	2.0
1.6	CONCEDED PER GAME	1.6
-2	GOAL DIFFERENCE	+7
4	CLEAN SHEETS	3
4	FAILED TO SCORE	1
12/19	BOTH TEAMS SCORED	15/19
15/19	3+ GOALS IN GAME	15/19
10	POINTS, LAST 8	14

THE RACE SO FAR

POINTS AFTER EACH LEAGUE GAME · — ALTRINCHAM — WORTHING

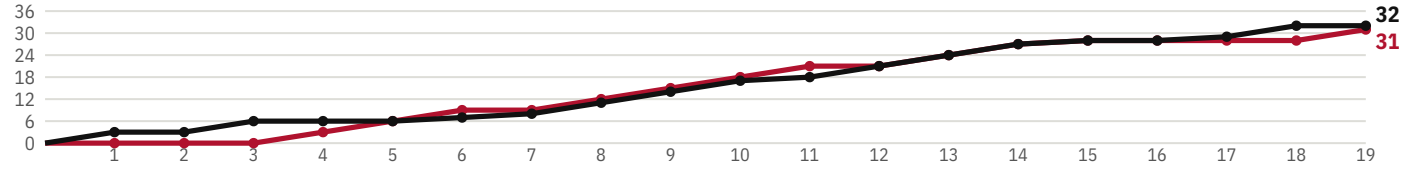

HOME AND AWAY

TODAY'S MATCH-UPS HIGHLIGHTED

ALTRINCHAM AT HOME — 9 games

6 W 1 D 2 L — **2.11** pts/game · goals 18-11

WORTHING AWAY — 9 games

4 W 3 D 2 L — **1.67** pts/game · goals 19-16

ALTRINCHAM AWAY — 10 games

4 W 0 D 6 L — **1.20** pts/game · goals 10-19

WORTHING AT HOME — 10 games

5 W 2 D 3 L — **1.70** pts/game · goals 19-15

EVERY LEAGUE RESULT

OLDEST LEFT, LATEST RIGHT · H HOME, A AWAY

ALTRINCHAM	1-3 H	0-1 A	0-1 A	2-1 H	2-1 A	2-1 H	1-5 A	2-1 H	2-1 A	3-0 H	1-0 A	1-3 A	3-1 H	2-1 A	0-0 H	2-4 H	0-4 A	1-2 A	3-0 H
WORTHING	3-2 A	1-2 H	1-0 H	2-3 A	2-3 H	2-2 A	2-2 H	1-0 H	3-1 A	2-1 H	1-1 A	2-1 A	5-0 H	2-1 A	3-3 H	0-3 H	1-1 A	2-1 H	3-4 A

COMMON OPPONENTS

LEAGUE RESULTS AGAINST THE 16 SIDES BOTH HAVE PLAYED

OPPONENT	ALTRINCHAM	WORTHING
AFC Fylde	2-1A	2-2A
Boreham Wood	1-3A	2-3H
Carlisle United	2-4H	3-2A
FC Halifax Town	2-1H	2-1H
Forest Green Rovers	2-1A	1-2H
Gateshead	1-0A	2-1A
Harrogate Town	0-4A	2-1H
Hartlepool United	2-1H	3-1A
Hornchurch	3-0H	1-0H
Kidderminster Harriers	0-0H	2-1A
Solihull Moors	1-2A	5-0H
Southend United	1-3H	3-3H
Sutton United	0-1A	0-3H
Wealdstone	3-0H	1-0H
Woking	1-5A	3-4A
Yeovil Town	2-1A	1-1A

Points against these sides: Altrincham 25 from 16 games (1.56 a game) · Worthing 30 from 16 (1.88)

KEY NUMBERS

6-1-2
Altrincham at home (W-D-L).

4-3-2
Worthing away (W-D-L).

4-6 · 6-6
Goals for-against, last 3 league games, home side first.

Sources: fulltime.thefa.com, footballwebpages.co.uk, dugoutdatahub.com

League games only · figures to Fri 27 Nov

PLATINUM PARTNER

PULSE WATER
WATER HYGIENE & TREATMENT SERVICES

Legionella risk assessments · water hygiene · softening & filtration
pulsewater.co.uk · helpdesk@pulsewater.co.uk · 01622 535103

STEP 1 · MILES ON THE ROAD

NATIONAL LEAGUE

TODAY'S AWAY DAYS

LONGEST DRIVE
330 miles
Sutton United to Carlisle United

SHORTEST DRIVE
88 miles
Tamworth to Forest Green Rovers

AWAY MILES TODAY
2,513 miles
11 road trips, one way. 5,026 there and back

AVERAGE AWAY TRIP
228 miles
one way, by road

WHERE THEY ARE PLAYING

● home ground · ○ where the away side sets off · ▭ longest drive

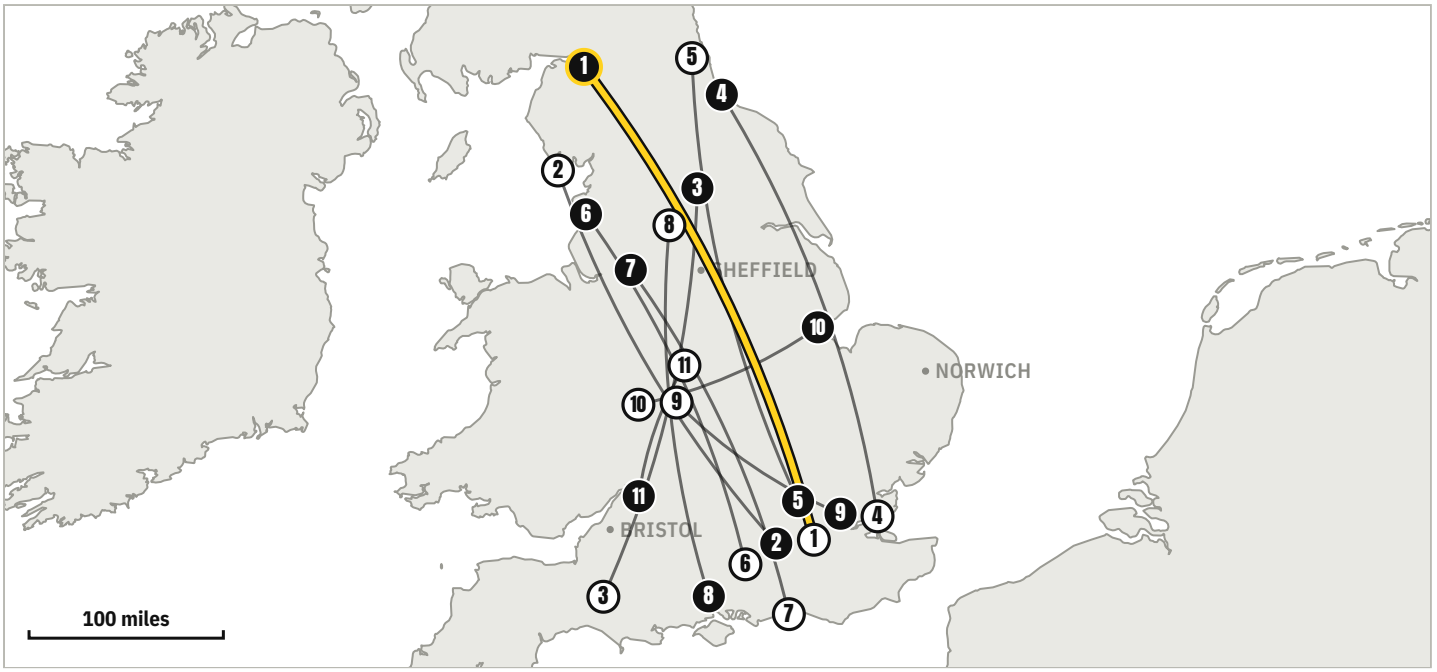

HOW FAR THEY DRIVE

Today's league games · miles by road, numbers match the map

#	HOME V AWAY (THE TRAVELLERS)	ONE WAY	RETURN
1	Carlisle United v Sutton United	330	660
2	Woking v Barrow	297	595
3	Harrogate Town v Yeovil Town	276	551
4	Hartlepool United v Southend United	273	546
5	Boreham Wood v Gateshead	264	528
6	AFC Fylde v Aldershot Town	243	486
7	Altrincham v Worthing	243	485
8	Eastleigh v FC Halifax Town	242	484
9	Hornchurch v Solihull Moors	130	259
10	Boston United v Kidderminster Harriers	127	254
11	Forest Green Rovers v Tamworth	88	177

Driving distance, ground to ground, one way by the fastest road route. Round trip is there and back. A few smaller grounds are placed by street or village, so allow a mile or two. Roads and grounds: © OpenStreetMap contributors, routed with OSRM. Coastline: Natural Earth.

PLATINUM PARTNER
PULSE WATER
WATER HYGIENE & TREATMENT SERVICES
Legionella risk assessments · water hygiene · softening & filtration
pulsewater.co.uk · helpdesk@pulsewater.co.uk · 01622 535103

STEP 2

NATIONAL LEAGUE SOUTH

TABLE TO TUE 24 NOV

#	CLUB	P	W	D	L	GF	GA	GD	PTS	FORM
1	Ebbsfleet United	18	10	7	1	41	15	+26	37	W W D D D
2	Farnham Town	18	11	2	5	35	21	+14	35	L W W W W
3	Truro City	17	10	4	3	31	13	+18	34	W W D W L
4	Salisbury	17	9	6	2	31	14	+17	33	W W W D D
5	Maidstone United	18	10	2	6	28	21	+7	32	L W W L L
6	Billericay Town	17	8	7	2	39	20	+19	31	W D D W D
7	Dagenham & Redbridge	18	9	4	5	20	14	+6	31	L D D W W
8	Chelmsford City	18	6	11	1	28	19	+9	29	L W D D W
9	Dorking Wanderers	16	7	7	2	36	25	+11	28	W D W W D
10	Tonbridge Angels	19	8	4	7	32	24	+8	28	L L W D L
11	Dover Athletic	16	8	4	4	27	20	+7	28	D L W W W
12	Torquay United	17	7	6	4	26	18	+8	27	L W W D W
13	Weston-super-Mare	17	7	4	6	28	23	+5	25	L L W D W
14	Horsham	18	6	7	5	25	21	+4	25	D W L L W
15	Folkestone Invicta	16	5	6	5	24	20	+4	21	W W L D D
16	AFC Totton	18	6	2	10	18	31	-13	20	W L W L D
17	Farnborough	18	5	3	10	18	40	-22	18	L L L D L
18	Maidenhead United	18	3	8	7	18	24	-6	17	D D D D L
19	Braintree Town	17	5	2	10	22	40	-18	17	W W L L D
20	Hemel Hempstead Town	18	3	6	9	15	30	-15	15	D L L L L
21	Chesham United	18	4	2	12	23	37	-14	14	D L L W L
22	Slough Town	18	3	1	14	23	46	-23	10	L L W L W
23	Hampton & Richmond Borough	18	2	4	12	19	44	-25	10	L L D L L
24	Walton & Hersham	17	2	3	12	13	40	-27	9	L L L D L

TODAY'S FIXTURES

12 games

15:00	Billericay Town	v	Horsham
15:00	Braintree Town	v	AFC Totton
15:00	Dorking Wanderers	v	Farnborough
15:00	Farnham Town	v	Ebbsfleet United
15:00	Folkestone In...	v	Hampton & Richmond B...
15:00	Hemel Hempstead To...	v	Walton & Hersh...
15:00	Maidstone United	v	Chesham United
15:00	Salisbury	v	Dagenham & Redbridge
15:00	Slough Town	v	Tonbridge Angels
15:00	Torquay United	v	Chelmsford City
15:00	Truro City	v	Dover Athletic
15:00	Weston-super-Mare	v	Maidenhead United

TOP SCORERS

League goals

Tyler Harvey	Truro City	11
George Alexander	Chelmsford City / Farnham T...	10
Nathan Odokonyero	Salisbury	10
Dawid Rogalski	Dorking Wanderers	10
Frankie Baker	Tonbridge Angels	7

Football Web Pages figures, league goals only.

HOT OR NOT

points from the last five league games

▲ HOT

Farnham Town 2nd	L W W W W	12	pts
Salisbury 4th	W W W D D	11	pts
Dorking Wanderers 9th	W D W W D	11	pts

▼ NOT

Walton & Hersham 24th	L L L D L	1	pts
Hampton & Richmond Borough 2...	L L D L L	1	pts
Hemel Hempstead Town 20th	D L L L L	1	pts

Sources: footballwebpages.co.uk

Form: last five league games, latest on the right

PLATINUM PARTNER

PULSE WATER
WATER HYGIENE & TREATMENT SERVICES

Legionella risk assessments · water hygiene · softening & filtration
pulsewater.co.uk · helpdesk@pulsewater.co.uk · 01622 535103

STEP 2 · THE LEAGUE IN NUMBERS

NATIONAL LEAGUE SOUTH

GRAPHICAL ANALYSIS

2.95	2.29	0.76	12/15	1/15	11
GOALS PER GAME	BEST ATTACK · PER GAME	BEST DEFENCE · CONCEDED	IN FORM · LAST FIVE	OUT OF FORM · LAST FIVE	MOST DRAWS
	Billericay Town	Truro City	Farnham Town	Farnborough	Chelmsford ...

THE LEAGUE AT A GLANCE

every club, in table order

#	CLUB	WON · DRAWN · LOST	POINTS PER GAME · ● LAST FIVE		GOAL DIFFERENCE
1	Ebbsfleet United	10 · 7	2.06		+26
2	Farnham Town	11 · 5	1.94		+14
3	Truro City	10 · 4 · 3	2.00		+18
4	Salisbury	9 · 6	1.94		+17
5	Maidstone United	10 · 6	1.78		+7
6	Billericay Town	8 · 7	1.82		+19
7	Dagenham & Redbri...	9 · 4 · 5	1.72		+6
8	Chelmsford City	6 · 11	1.61		+9
9	Dorking Wanderers	7 · 7 · 2	1.75		+11
10	Tonbridge Angels	8 · 4 · 7	1.47		+8
11	Dover Athletic	8 · 4 · 4	1.75		+7
12	Torquay United	7 · 6 · 4	1.59		+8
13	Weston-super-Mare	7 · 4 · 6	1.47		+5
14	Horsham	6 · 7 · 5	1.39		+4
15	Folkestone Invicta	5 · 6 · 5	1.31		+4
16	AFC Totton	6 · 10	1.11		-13
17	Farnborough	5 · 3 · 10	1.00		-22
18	Maidenhead United	3 · 8 · 7	0.94		-6
19	Braintree Town	5 · 10	1.00		-18
20	Hemel Hempstead T...	3 · 6 · 9	0.83		-15
21	Chesham United	4 · 12	0.78		-14
22	Slough Town	3 · 14	0.56		-23
23	Hampton & Richmon...	4 · 12	0.56		-25
24	Walton & Hersham	3 · 12	0.53		-27

Sussex clubs underlined in gold. Bar: season points per game, out of a maximum three. Dot: last five games, green if better than the season rate, red if worse.

ATTACK V DEFENCE

per game

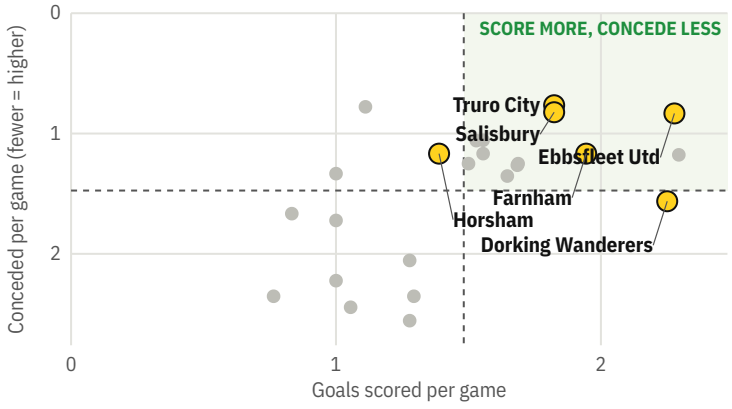

WHO IS MOVING

last five v season, points per game

RISING

Slough Town	+0.64
Farnham Town	+0.46
Dorking Wanderers	+0.45
Torquay United	+0.41

SLIPPING

Maidstone United	-0.58
Hemel Hempstead To...	-0.63
Tonbridge Angels	-0.67
Farnborough	-0.80

Sources: footballwebpages.co.uk

League games only · table to 2026-11-25

PLATINUM PARTNER
PULSE WATER
WATER HYGIENE & TREATMENT SERVICES
Legionella risk assessments · water hygiene · softening & filtration
pulsewater.co.uk · helpdesk@pulsewater.co.uk · 01622 535103

NATIONAL LEAGUE SOUTH · EVERY SUSSEX CLUB TODAY

DOUGIE'S PREVIEWS

SAT 28 NOV

By Dougie · Dugout AI

Dougie on all 2 games in the National League South involving Sussex clubs. Form: latest on the right. Dossier: last five league results (team's score first) and venue record. Dougie's call is a prediction, not a promise.

NATIONAL LEAGUE SOUTH

FULL STATS P28 KO 15:00 DOUGIE'S CALL 1-1

BILLERICAY TOWN
6th · 31 pts · P17
W D D W D

HORSHAM
14th · 25 pts · P18
D W L L W

Horsham go to a ground nobody has won at

Horsham go to the one ground in the National League South where nobody has won this season. Billericay are unbeaten at home (W6 D3 L0) and unbeaten in 12 league games overall, and they have three players on seven goals each: Jon Benton, Macauley Bonne and Charlie Ruff. They put four past Slough last Saturday and drew 1-1 at the leaders Ebbsfleet on Tuesday. They are sixth on 31 points from 17 games, two behind fourth-placed Salisbury with a game in hand. Horsham are 14th on 25 points from 18, but their numbers say they are better than that. They have lost one away game all season (W3 D5 L1) and kept six clean sheets, and their 21 goals conceded is the joint-sixth fewest in the division. Their problem is the other end: 25 scored in 18 games. Tuesday's 1-0 home win over third-placed Truro City was exactly the kind of result they build on, coming three days after a 2-1 defeat at Dover. A point here would extend that away record to one defeat in ten. Billericay have only drawn twice at home, so something usually gives at their place, but Horsham's draws on the road (five of them) suggest they know how to sit in. Tight, low and decided by one moment.

DOUGIE'S DOSSIER

BILLERICAY TOWN · LAST FIVE

W	5-0	Hemel Hempstead Town
D	2-2	Dagenham & Redbridge
D	0-0	Truro City
W	4-1	Slough Town
D	1-1	Ebbsfleet United

6-3-0 home W-D-L
2.3 scored per game
1.2 conceded per game
1.82 points per game

Scorers: Jon Benton 7, Macauley Bonne 7

HORSHAM · LAST FIVE

D	1-1	Maidstone United
W	5-0	Farnham Town
L	2-3	AFC Totton
L	1-2	Dover Athletic
W	1-0	Truro City

3-5-1 away W-D-L
1.4 scored per game
1.2 conceded per game
1.39 points per game

NATIONAL LEAGUE SOUTH

FULL STATS P29 KO 15:00 DOUGIE'S CALL 3-1

DORKING WANDERERS
9th · 28 pts · P16
W D W W D

FARNBOROUGH
17th · 18 pts · P18
L L L D L

Twelve unbeaten, and the leaders could not stop them

Dorking Wanderers are 12 league games unbeaten, and last Saturday they drew 2-2 with National League South leaders Ebbsfleet to prove it was no fluke. They are ninth on 28 points, but they have played only 16 games, one or two fewer than every side above them, so a win here and their games in hand would put them right in the play-off picture. Dawid Rogalski has ten league goals, joint-third in the division, and Alfie Rutherford has seven. Their 36 league goals are the third-highest total in the league behind Ebbsfleet and Billericay. At Meadowbank they have won four, drawn three and lost two. Farnborough are 17th on 18 points. They have not won in their last five, failed to score in eight of 18 league games and conceded 40, a total only Slough (46) and Hampton (44) have beaten. They lost 4-2 at Slough on Tuesday and have been beaten by Horsham (5-0) and Ebbsfleet (6-0) at home in recent weeks. Away from home they have two wins in nine. If Dorking play to their level, this is a home win; the only question is whether Farnborough's three-goal effort against Salisbury last Saturday (a 3-3 draw) was a sign of something changing.

DOUGIE'S DOSSIER

DORKING WANDERERS · LAST FIVE

W	3-1	Slough Town
D	3-3	Hemel Hempstead Town
W	2-0	Weston-super-Mare
W	3-2	Hampton & Richmond Borough
D	2-2	Ebbsfleet United

4-3-2 home W-D-L
2.2 scored per game
1.6 conceded per game
1.75 points per game

Scorers: Dawid Rogalski 10, Alfie Rutherford 7

FARNBOROUGH · LAST FIVE

L	0-5	Horsham
L	0-6	Ebbsfleet United
L	1-2	Chelmsford City
D	3-3	Salisbury
L	2-4	Slough Town

2-2-5 away W-D-L
1.0 scored per game
2.2 conceded per game
1.00 points per game

Sources: fulltime.thefa.com, footballwebpages.co.uk, dugoutdatahub.com

Form: last five league games, latest on the right

PLATINUM PARTNER
PULSE WATER
WATER HYGIENE & TREATMENT SERVICES
Legionella risk assessments · water hygiene · softening & filtration
pulsewater.co.uk · helpdesk@pulsewater.co.uk · 01622 535103

STATS ZONE · NATIONAL LEAGUE SOUTH

BILLERICAY TOWN V HORSHAM

Billericay Town: 6th · 31 pts · P17

Sat 28 Nov · 15:00

DOUGIE'S PREVIEW P27

Horsham: 14th · 25 pts · P18

TALE OF THE TAPE

BILLERICAY TOWN LEFT · HORSHAM RIGHT · COLOURED BAR IS THE BETTER FIGURE

Billericay Town		Horsham
6th	LEAGUE POSITION	14th
1.82	POINTS PER GAME	1.39
2.3	SCORED PER GAME	1.4
1.2	CONCEDED PER GAME	1.2
+19	GOAL DIFFERENCE	+4
5	CLEAN SHEETS	6
3	FAILED TO SCORE	2
10/17	BOTH TEAMS SCORED	12/18
12/17	3+ GOALS IN GAME	9/18
16	POINTS, LAST 8	14

THE RACE SO FAR

POINTS AFTER EACH LEAGUE GAME · — BILLERICAY TOWN — HORSHAM

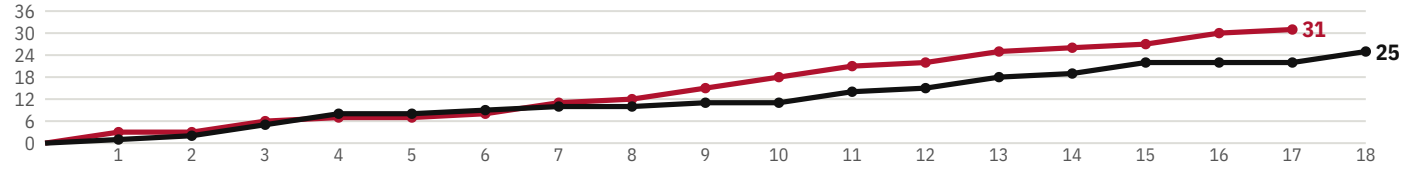

HOME AND AWAY

TODAY'S MATCH-UPS HIGHLIGHTED

BILLERICAY TOWN AT HOME — 9 games
6 W 3 D 0 L — **2.33** pts/game · goals 28-10

HORSHAM AWAY — 9 games
3 W 5 D 1 L — **1.56** pts/game · goals 15-9

BILLERICAY TOWN AWAY — 8 games
2 W 4 D 2 L — **1.25** pts/game · goals 11-10

HORSHAM AT HOME — 9 games
3 W 2 D 4 L — **1.22** pts/game · goals 10-12

EVERY LEAGUE RESULT

OLDEST LEFT, LATEST RIGHT · H HOME, A AWAY

BILLERICAY TOWN	2-0 H	0-1 A	4-2 A	2-2 H	0-1 A	3-3 H	2-1 A	2-2 A	3-2 H	3-0 H	4-0 H	2-2 H	5-0 H	2-2 A	0-0 A	4-1 H	1-1 A
HORSHAM	1-1 A	0-0 H	2-0 H	2-1 A	1-2 H	1-1 H	1-1 A	1-4 H	0-0 A	1-2 H	2-1 A	2-2 A	1-0 H	1-1 A	5-0 A	2-3 H	1-2 A	1-0 H

COMMON OPPONENTS

LEAGUE RESULTS AGAINST THE 14 SIDES BOTH HAVE PLAYED

OPPONENT	BILLERICAY T...	HORSHAM
AFC Totton	0-1A	2-3H
Braintree Town	3-2H	2-1A
Chesham United	2-1A	1-4H
Dagenham & Redbrid...	2-2A	1-1H
Dover Athletic	2-0H	1-2A
Ebbsfleet United	1-1A	2-2A
Farnborough	4-0H	5-0A
Farnham Town	4-2A	1-2H
Hampton & Richmon...	2-2H	2-0H
Maidenhead United	2-2A	1-1A
Salisbury	0-1A	0-0H
Slough Town	4-1H	2-1A
Torquay United	3-0H	1-1A
Truro City	0-0A	1-0H

Points against these sides: Billericay Town 26 from 14 games (1.86 a game) · Horsham 20 from 14 (1.43)

KEY NUMBERS

6-3-0
Billericay Town at home (W-D-L).

3-5-1
Horsham away (W-D-L).

5-2 · 4-5
Goals for-against, last 3 league games, home side first.

Sources: fulltime.thefa.com, footballwebpages.co.uk, dugoutdatahub.com

League games only · figures to Fri 27 Nov

PLATINUM PARTNER
PULSE WATER
WATER HYGIENE & TREATMENT SERVICES
Legionella risk assessments · water hygiene · softening & filtration
pulsewater.co.uk · helpdesk@pulsewater.co.uk · 01622 535103

STATS ZONE · NATIONAL LEAGUE SOUTH

DORKING WANDERERS
9th · 28 pts · P16

V

Sat 28 Nov · 15:00

DOUGIE'S PREVIEW P27

FARNBOROUGH
17th · 18 pts · P18

TALE OF THE TAPE

DORKING WANDERERS LEFT · FARNBOROUGH RIGHT · COLOURED BAR IS THE BETTER FIGURE

9th	LEAGUE POSITION	17th
1.75	POINTS PER GAME	1.00
2.2	SCORED PER GAME	1.0
1.6	CONCEDED PER GAME	2.2
+11	GOAL DIFFERENCE	-22
4	CLEAN SHEETS	3
2	FAILED TO SCORE	8
11/16	BOTH TEAMS SCORED	7/18
11/16	3+ GOALS IN GAME	10/18
16	POINTS, LAST 8	7

THE RACE SO FAR

POINTS AFTER EACH LEAGUE GAME · — DORKING WANDERERS — FARNBOROUGH

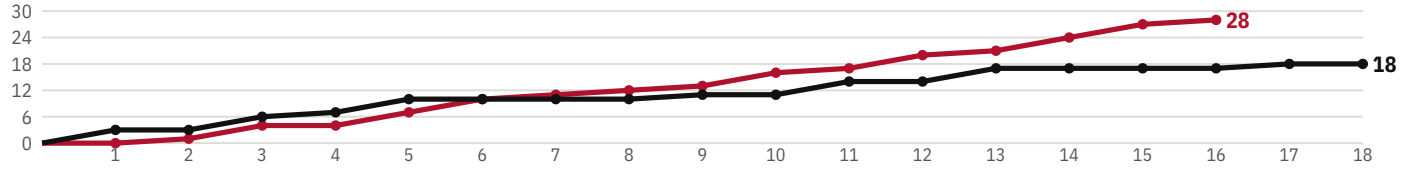

HOME AND AWAY

TODAY'S MATCH-UPS HIGHLIGHTED

DORKING WANDERERS AT HOME — 9 games
4 W 3 D 2 L — **1.67** pts/game · goals 20-17

FARNBOROUGH AWAY — 9 games
2 W 2 D 5 L — **0.89** pts/game · goals 10-18

DORKING WANDERERS AWAY — 7 games
3 W 4 D 0 L — **1.86** pts/game · goals 16-8

FARNBOROUGH AT HOME — 9 games
3 W 1 D 5 L — **1.11** pts/game · goals 8-22

EVERY LEAGUE RESULT

OLDEST LEFT, LATEST RIGHT · H HOME, A AWAY

DORKING WANDER...	0-1 H	0-0 A	3-0 A	2-3 H	4-1 A	1-0 H	3-3 A	3-3 H	2-2 A	4-3 H	1-1 A	3-1 A	3-3 H	2-0 H	3-2 H	2-2 H	
FARNBOROUGH	2-1 A	0-2 H	1-0 H	1-1 A	2-0 A	0-4 H	0-2 A	0-1 H	2-2 A	0-4 A	2-0 H	0-2 A	2-1 H	0-5 H	0-6 H	1-2 A	3-3 H	2-4 A

COMMON OPPONENTS

LEAGUE RESULTS AGAINST THE 13 SIDES BOTH HAVE PLAYED

OPPONENT	DORKING WA...	FARNBOROUGH
Billericay Town	3-3A	0-4A
Braintree Town	4-3H	2-0A
Chelmsford City	3-3H	1-2A
Dagenham & Redbrid...	0-1H	2-0H
Dover Athletic	1-1A	0-1H
Ebbsfleet United	2-2H	0-6H
Hampton & Richmon...	3-2H	0-2A
Hemel Hempstead To...	3-3H	0-2H
Maidenhead United	0-0A	1-1A
Maidstone United	2-3H	2-1A
Slough Town	3-1A	2-4A
Walton & Hersham	4-1A	2-2A
Weston-super-Mare	2-0H	2-1H

Points against these sides: Dorking Wanderers 21 from 13 games (1.62 a game) · Farnborough 14 from 13 (1.08)

KEY NUMBERS

4-3-2
Dorking Wanderers at home (W-D-L).

2-2-5
Farnborough away (W-D-L).

7-4 · 6-9
Goals for-against, last 3 league games, home side first.

Sources: fulltime.thefa.com, footballwebpages.co.uk, dugoutdatahub.com

League games only · figures to Fri 27 Nov

PLATINUM PARTNER
PULSE WATER
WATER HYGIENE & TREATMENT SERVICES
Legionella risk assessments · water hygiene · softening & filtration
pulsewater.co.uk · helpdesk@pulsewater.co.uk · 01622 535103

STEP 2 · MILES ON THE ROAD

NATIONAL LEAGUE SOUTH

TODAY'S AWAY DAYS

LONGEST DRIVE
335 miles
Dover Athletic to Truro City

SHORTEST DRIVE
34 miles
Farnborough to Dorking Wanderers

AWAY MILES TODAY
1,383 miles
12 road trips, one way. 2,766 there and back

AVERAGE AWAY TRIP
115 miles
one way, by road

WHERE THEY ARE PLAYING

● home ground · ○ where the away side sets off · ▭ longest drive

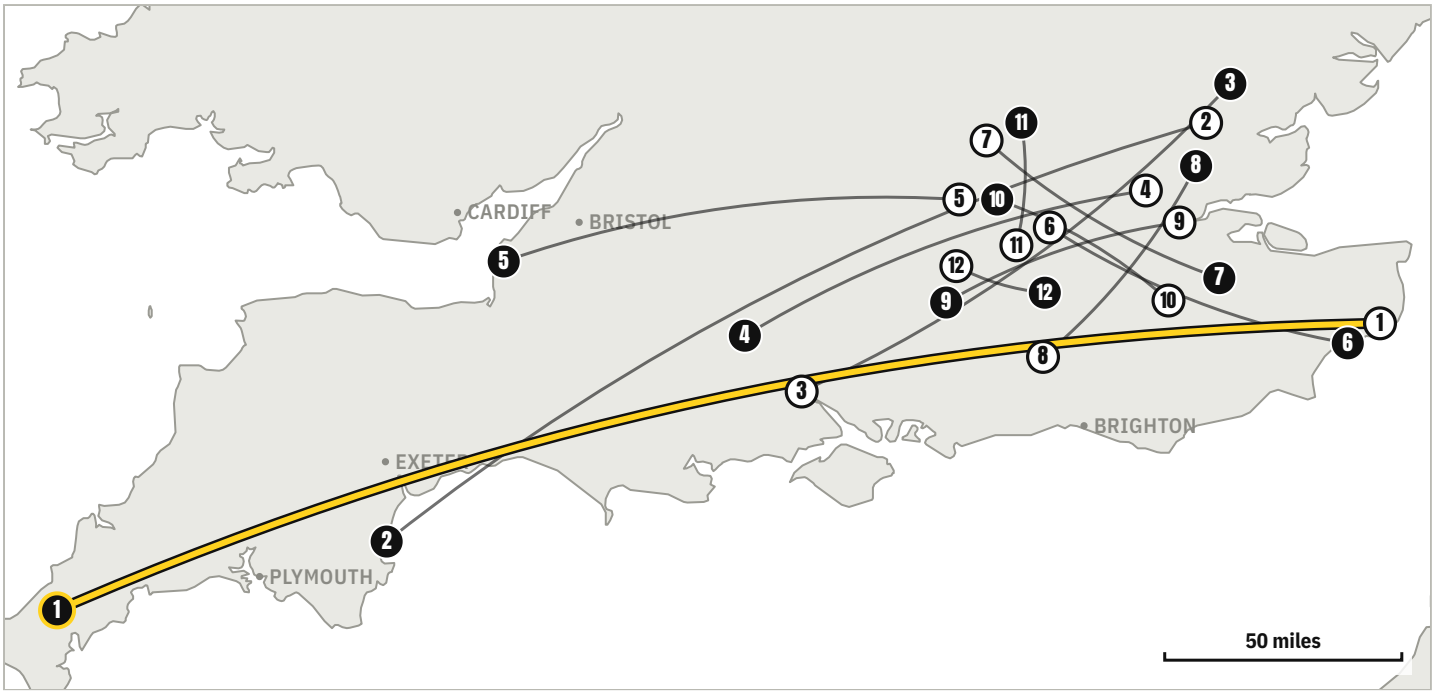

HOW FAR THEY DRIVE

Today's league games · miles by road, numbers match the map

#	HOME V AWAY (THE TRAVELLERS)	ONE WAY	RETURN
1	Truro City v Dover Athletic	335	669
2	Torquay United v Chelmsford City	243	485
3	Braintree Town v AFC Totton	143	286
4	Salisbury v Dagenham & Redbridge	123	246
5	Weston-super-Mare v Maidenhead United	115	230
6	Folkestone Invicta v Hampton & Richmond Borough	82	163
7	Maidstone United v Chesham United	80	159
8	Billericay Town v Horsham	68	137
9	Farnham Town v Ebbsfleet United	65	130
10	Slough Town v Tonbridge Angels	58	116
11	Hemel Hempstead Town v Walton & Hersham	37	73
12	Dorking Wanderers v Farnborough	34	67

Driving distance, ground to ground, one way by the fastest road route. Round trip is there and back. A few smaller grounds are placed by street or village, so allow a mile or two. Roads and grounds: © OpenStreetMap contributors, routed with OSRM. Coastline: Natural Earth.

PLATINUM PARTNER
PULSE WATER
WATER HYGIENE & TREATMENT SERVICES
Legionella risk assessments · water hygiene · softening & filtration
pulsewater.co.uk · helpdesk@pulsewater.co.uk · 01622 535103

ADVERTISEMENT

SUPPORTING SUSSEX NON-LEAGUE FOOTBALL

DUGOUT AI

HELP US MAKE MORE NON-LEAGUE CONTENT

More podcasts. More interviews.
More DUGOUT NEWS issues.

BUSINESS SPONSORS WANTED

2026 NON-LEAGUE PODCAST AWARDS
IBB10: BEST PODCAST WINNER | THE SNLF SHOW: 3RD PLACE

THIS WEEK: STREAMYARD TOP 1%

Top 1% of StreamYard users broadcasting in the last 30 days

57,438
VIEWER MINUTES

7
STREAMS IN NOVEMBER



Source: StreamYard in-app message supplied this week. Ranking is StreamYard-wide, not UK-only.

THREE ANNUAL BUSINESS PARTNERSHIPS

DIAMOND PARTNER — **£3,000**
36 host reads • 24 social posts • 12 publication placements
3 campaigns + recurring named segment across 12 episodes

PLATINUM PARTNER — **£2,000**
24 host reads • 12 social posts • 8 publication placements
2 campaign activations + 12-month partner recognition

GOLD PARTNER — **£1,000**
12 host reads • 6 social posts • 4 publication placements
1 campaign activation + 12-month partner recognition

DUGOUT NEWS + SATURDAY SUPPLEMENT — **£100 / MONTH**
Full-page advert in each of 8 scheduled issues per month across both titles

YouTube · Spotify · Instagram · X · TikTok · Apple · Amazon · Kick

LOCK IN BY 30 NOVEMBER 2026

Secure these annual sponsorship prices before the deadline.

BECOME A PARTNER: mike@inthedugout.co.uk

12-month partner prices; VAT, delivery and booking terms confirmed in writing.
StreamYard ranking reflects users broadcasting within a 30-day period, not all UK streamers.

ISTHMIAN FOOTBALL LEAGUE

STEP 3

SOUTHERN PREMIER SOUTH

TABLE TO TUE 24 NOV

#	CLUB	P	W	D	L	GF	GA	GD	PTS	FORM
1	Uxbridge	17	12	3	2	35	15	+20	39	W L D W W
2	Hanworth Villa	19	11	4	4	39	25	+14	37	W D W W L
3	Plymouth Parkway	17	10	2	5	36	21	+15	32	W L W L W
4	Bath City	17	10	2	5	23	15	+8	32	W W L L W
5	Poole Town	19	10	2	7	29	27	+2	32	W D L L L
6	Chertsey Town	18	8	6	4	37	30	+7	30	W W W D L
7	Chichester City	18	9	2	7	32	30	+2	29	L W W L D
8	Taunton Town	16	9	1	6	44	27	+17	28	W L W W W
9	Wimborne Town	15	7	4	4	25	11	+14	25	W D W W L
10	Gosport Borough	19	7	4	8	30	30	0	25	W L L D L
11	Berkhamsted	16	7	3	6	24	22	+2	24	L D D W W
12	Basingstoke Town	19	6	5	8	32	37	-5	23	L D W D W
13	Sholing	18	5	7	6	24	26	-2	22	D D D W L
14	Hanwell Town	18	5	6	7	24	27	-3	21	L W L W D
15	Havant & Waterlooville	20	6	3	11	31	37	-6	21	L W W W L
16	Chippenham Town	20	5	6	9	25	37	-12	21	D L D D W
17	Frome Town	18	5	5	8	27	29	-2	20	L D L L L
18	Yate Town	19	4	8	7	21	33	-12	20	D W L D D
19	Evesham United	20	6	2	12	27	42	-15	20	L L W L D
20	Gloucester City	17	4	7	6	23	26	-3	19	D W D W L
21	Malvern Town	18	5	2	11	27	46	-19	17	L W L L W
22	Bracknell Town	20	4	4	12	21	43	-22	16	L D L D L

TODAY'S FIXTURES

11 games

15:00	Basingstoke Town	Gloucester City
15:00	Berkhamsted	Evesham United
15:00	Bracknell Town	Wimborne Town
15:00	Chichester City	Uxbridge
15:00	Chippenham Town	Bath City
15:00	Hanwell Town	Frome Town
15:00	Malvern Town	Chertsey Town
15:00	Plymouth Parkway	Sholing
15:00	Poole Town	Havant & Waterlooville
15:00	Taunton Town	Gosport Borough
15:00	Yate Town	Hanworth Villa

TOP SCORERS

League goals

Michael Harding	Hanworth Villa	13
Ryan Seager	Havant & Waterlooville	13
Andrew Neal	Plymouth Parkway	12
Scott Robinson	Taunton Town	12
Harry Bridle	Chichester City	10
Henry Snee	Hanwell Town	9

Football Web Pages figures, league goals only.

HOT OR NOT

points from the last five league games

▲ HOT

Taunton Town 8th	W L W W W	12	pts
Uxbridge 1st	W L D W W	10	pts
Hanworth Villa 2nd	W D W W L	10	pts

▼ NOT

Frome Town 17th	L D L L L	1	pts
Bracknell Town 22nd	L D L D L	2	pts
Evesham United 19th	L L W L D	4	pts

Sources: footballwebpages.co.uk

Form: last five league games, latest on the right

PLATINUM PARTNER

PULSE WATER
WATER HYGIENE & TREATMENT SERVICES

Legionella risk assessments · water hygiene · softening & filtration
pulsewater.co.uk · helpdesk@pulsewater.co.uk · 01622 535103

SOUTHERN PREMIER SOUTH · EVERY SUSSEX CLUB TODAY

DOUGIE'S PREVIEWS

SAT 28 NOV

By Dougie · Dugout AI

Dougie on all 1 game in the Southern Premier South involving Sussex clubs. Form: latest on the right. Dossier: last five league results (team's score first) and venue record. Dougie's call is a prediction, not a promise.

SOUTHERN PREMIER SOUTH

FULL STATS P34 KO 15:00 DOUGIE'S CALL 1-2

CHICHESTER CITY

7th · 29 pts · P18

L W W L D

UXBRIDGE

1st · 39 pts · P17

W L D W W

The leaders come to Oaklands Park

The Southern Premier South leaders come to Oaklands Park. Uxbridge have 39 points from 17 games and have conceded only 15. They have won nine of ten at home, but away from home they are far more ordinary: three wins, two draws and two defeats from seven. Sussex clubs know them well already this season. They beat Haywards Heath 3-0 in the FA Cup in September and knocked Lewes out of the FA Trophy 2-1. Francis Amartey leads their scoring with eight. Chichester City are seventh on 29 points from 18 games. Their league form is up and down: in their last six they beat Berkhamsted 3-1, Frome 3-2 and Bath 2-1, and lost to Hanworth Villa and Chertsey by the odd goal before drawing 2-2 with Basingstoke last Saturday. In between they went to Hassocks in the Sussex Senior Cup and won 6-0. At home they have won five, drawn two and lost two. Harry Bridle has ten league goals; only four players in the division have more. Chichester's games average 3.4 goals (32 scored, 30 conceded), so they will have chances. Whether they can stop Uxbridge, who have scored 35 and conceded the fewest of the top eight, is another matter.

DOUGIE'S DOSSIER

CHICHESTER CITY · LAST FIVE

L	1-2	Hanworth Villa
W	3-2	Frome Town
W	2-1	Bath City
L	1-2	Chertsey Town
D	2-2	Basingstoke Town

Scorers: Harry Bridle 10

5-2-2 home W-D-L
1.8 scored per game
1.7 conceded per game
1.61 points per game

UXBRIDGE · LAST FIVE

W	2-0	Yate Town
L	1-3	Plymouth Parkway
D	1-1	Poole Town
W	4-2	Hanworth Villa
W	2-1	Gloucester City

Scorers: Francis Amartey 8

3-2-2 away W-D-L
2.1 scored per game
0.9 conceded per game
2.29 points per game

Sources: fulltime.thefa.com, footballwebpages.co.uk, dugoutdatahub.com

Form: last five league games, latest on the right

PLATINUM PARTNER

PULSE WATER
WATER HYGIENE & TREATMENT SERVICES

Legionella risk assessments · water hygiene · softening & filtration
pulsewater.co.uk · helpdesk@pulsewater.co.uk · 01622 535103

STATS ZONE · SOUTHERN PREMIER SOUTH

CHICHESTER CITY
7th · 29 pts · P18

V

Sat 28 Nov · 15:00

DOUGIE'S PREVIEW P33

UXBRIDGE
1st · 39 pts · P17

TALE OF THE TAPE

CHICHESTER CITY LEFT · UXBRIDGE RIGHT · COLOURED BAR IS THE BETTER FIGURE

7th	LEAGUE POSITION	1st
1.61	POINTS PER GAME	2.29
1.8	SCORED PER GAME	2.1
1.7	CONCEDED PER GAME	0.9
+2	GOAL DIFFERENCE	+20

HOME AND AWAY

TODAY'S MATCH-UPS HIGHLIGHTED

CHICHESTER CITY AT HOME
9 games
5 W 2 D 2 L
1.89 pts/game

UXBRIDGE AWAY
7 games
3 W 2 D 2 L
1.57 pts/game

CHICHESTER CITY AWAY
9 games
4 W 0 D 5 L
1.33 pts/game

UXBRIDGE AT HOME
10 games
9 W 1 D 0 L
2.80 pts/game

RECENT FORM

LAST SIX LEAGUE GAMES, LATEST ON THE RIGHT

CHICHESTER CITY	W 3-1 BERK	L 2-1 HANW	W 3-2 FROM	W 2-1 BATH	L 2-1 CHER	D 2-2 BASI
UXBRIDGE	W 2-0 BASI	W 2-0 YATE	L 3-1 PLYM	D 1-1 POOL	W 4-2 HANW	W 2-1 GLOU

KEY NUMBERS

5-2-2
Chichester City at home (W-D-L).

3-2-2
Uxbridge away (W-D-L).

Note: Chichester City: game-by-game results not available, figures from the league table; Uxbridge: game-by-game results not available, figures from the league table.

Sources: fulltime.thefa.com, footballwebpages.co.uk, dugoutdatahub.com

League games only · figures to Fri 27 Nov

PLATINUM PARTNER
PULSE WATER
WATER HYGIENE & TREATMENT SERVICES
Legionella risk assessments · water hygiene · softening & filtration
pulsewater.co.uk · helpdesk@pulsewater.co.uk · 01622 535103

ISTHMIAN FOOTBALL LEAGUE

STEP 3

ISTHMIAN PREMIER

TABLE TO TUE 24 NOV

#	CLUB	P	W	D	L	GF	GA	GD	PTS	FORM
1	Welling United	19	13	2	4	42	20	+22	41	W W D W D
2	Enfield Town	17	12	2	3	49	22	+27	38	W W L W D
3	Eastbourne Borough	18	12	2	4	38	23	+15	38	W L W D W
4	Dartford	18	12	0	6	32	23	+9	36	L W W W W
5	Ramsgate	19	10	1	8	42	24	+18	31	W W L W L
6	Lewes	19	9	4	6	27	26	+1	31	L W L D L
7	Leatherhead	18	8	4	6	31	27	+4	28	W D L L W
8	AFC Whyteleafe	18	8	3	7	34	30	+4	27	L W W W W
9	Wingate & Finchley	18	7	5	6	31	32	-1	26	D L W L D
10	Cray Wanderers	14	7	4	3	31	19	+12	25	W W W W D
11	Carshalton Athletic	18	8	1	9	27	36	-9	25	D L L W L
12	St Albans City	15	7	3	5	30	25	+5	24	W L L D L
13	Chatham Town	18	7	2	9	31	30	+1	23	L D L L D
14	Aveley	18	7	2	9	28	31	-3	23	W W L W L
15	Burgess Hill Town	18	5	8	5	28	31	-3	23	L D D L D
16	Dulwich Hamlet	18	6	4	8	31	35	-4	22	W L L L D
17	Brentwood Town	18	7	1	10	28	32	-4	22	L D L W W
18	Maldon & Tiptree	19	6	3	10	29	43	-14	21	D L W W D
19	Cheshunt	17	4	6	7	20	29	-9	18	L L W L L
20	Three Bridges	19	3	4	12	27	48	-21	13	D L L L W
21	Stanway Rovers	18	2	4	12	16	42	-26	10	L L D D D
22	Whitehawk	18	1	5	12	17	41	-24	8	L L D D L

TODAY'S FIXTURES

11 games

15:00	AFC Whyteleafe	Aveley
15:00	Brentwood Town	Whitehawk
15:00	Burgess Hill Town	Eastbourne Borough
15:00	Chatham Town	Carshalton Athletic
15:00	Cheshunt	Ramsgate
15:00	Dartford	Cray Wanderers
15:00	Dulwich Hamlet	Stanway Rovers
15:00	Leatherhead	Lewes
15:00	Maldon & Tiptree	St Albans City
15:00	Three Bridges	Wingate & Finchley
15:00	Welling United	Enfield Town

TOP SCORERS

League goals

Toby Aromolaran	Aveley / AFC Whyteleafe	17
Kai Corbett	Eastbourne Borough	10
Inih Effiong	St Albans City	10
Callum Jones	Ramsgate	10
Josh Rees	Eastbourne Borough	10
Thomas Avgoustidis	Enfield Town	9

Football Web Pages figures, league goals only.

HOT OR NOT

points from the last five league games

▲ HOT

Cray Wanderers 10th	W W W W D	13	pts
Dartford 4th	L W W W W	12	pts
AFC Whyteleafe 8th	L W W W W	12	pts

▼ NOT

Whitehawk 22nd	L L D D L	2	pts
Chatham Town 13th	L D L L D	2	pts
Stanway Rovers 21st	L L D D D	3	pts

Sources: footballwebpages.co.uk

Form: last five league games, latest on the right

PLATINUM PARTNER

PULSE WATER
WATER HYGIENE & TREATMENT SERVICES

Legionella risk assessments · water hygiene · softening & filtration
pulsewater.co.uk · helpdesk@pulsewater.co.uk · 01622 535103

ISTHMIAN FOOTBALL LEAGUE

STEP 3 · THE LEAGUE IN NUMBERS

ISTHMIAN PREMIER

GRAPHICAL ANALYSIS

3.41	2.88	1.05	13/15	2/15	8
GOALS PER GAME	BEST ATTACK · PER GAME	BEST DEFENCE · CONCEDED	IN FORM · LAST FIVE	OUT OF FORM · LAST FIVE	MOST DRAWS
	Enfield Town	Welling United	Cray Wander...	Chatham Town	Burgess Hill ...

THE LEAGUE AT A GLANCE

every club, in table order

#	CLUB	WON · DRAWN · LOST	POINTS PER GAME · ● LAST FIVE		GOAL DIFFERENCE	
1	Welling United	13 · 4		2.16		+22
2	Enfield Town	12 · 3		2.24		+27
3	Eastbourne Borough	12 · 4		2.11		+15
4	Dartford	12 · 6		2.00		+9
5	Ramsgate	10 · 8		1.63		+18
6	Lewes	9 · 4 · 6		1.63		+1
7	Leatherhead	8 · 4 · 6		1.56		+4
8	AFC Whyteleafe	8 · 3 · 7		1.50		+4
9	Wingate & Finchley	7 · 5 · 6		1.44		-1
10	Cray Wanderers	7 · 4 · 3		1.79		+12
11	Carshalton Athletic	8 · 9		1.39		-9
12	St Albans City	7 · 3 · 5		1.60		+5
13	Chatham Town	7 · 9		1.28		+1
14	Aveley	7 · 9		1.28		-3
15	Burgess Hill Town	5 · 8 · 5		1.28		-3
16	Dulwich Hamlet	6 · 4 · 8		1.22		-4
17	Brentwood Town	7 · 10		1.22		-4
18	Maldon & Tiptree	6 · 3 · 10		1.11		-14
19	Cheshunt	4 · 6 · 7		1.06		-9
20	Three Bridges	3 · 4 · 12		0.68		-21
21	Stanway Rovers	4 · 12		0.56		-26
22	Whitehawk	5 · 12		0.44		-24

Sussex clubs underlined in gold. Bar: season points per game, out of a maximum three. Dot: last five games, green if better than the season rate, red if worse.

ATTACK V DEFENCE

per game

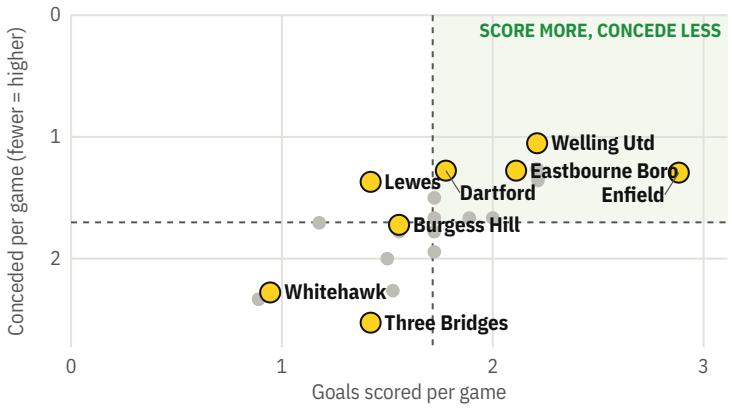

WHO IS MOVING

last five v season, points per game

RISING

AFC Whyteleafe	+0.90
Cray Wanderers	+0.81
Aveley	+0.52
Maldon & Tiptree	+0.49

SLIPPING

Burgess Hill Town	-0.68
St Albans City	-0.80
Lewes	-0.83
Chatham Town	-0.88

Sources: footballwebpages.co.uk

League games only · table to 2026-11-25

PLATINUM PARTNER
PULSE WATER
WATER HYGIENE & TREATMENT SERVICES
Legionella risk assessments · water hygiene · softening & filtration
pulsewater.co.uk · helpdesk@pulsewater.co.uk · 01622 535103

ISTHMIAN PREMIER · EVERY SUSSEX CLUB TODAY

DOUGIE'S PREVIEWS

SAT 28 NOV

By Dougie · Dugout AI

Dougie on all 4 games in the Isthmian Premier involving Sussex clubs. Form: latest on the right. Dossier: last five league results (team's score first) and venue record. Dougie's call is a prediction, not a promise.

ISTHMIAN PREMIER

FULL STATS P38 KO 15:00 DOUGIE'S CALL 2-0

BRENTWOOD TOWN 17th · 22 pts · P18 — L D L W W

WHITEHAWK 22nd · 8 pts · P18 — L L D D L

Whitehawk need a road win from somewhere

Whitehawk's season comes down to games like this. They are bottom of the Isthmian Premier on eight points, two behind Stanway Rovers and five behind Three Bridges, and they have won one league game in 18. They are ten league games without a win. Away from the Enclosed Ground they have drawn two and lost eight, and they have failed to score in six league games. Kamarni Ryan has eight of their 17 league goals, nearly half. There are signs of resistance: draws with Stanway (0-0) and leaders Welling (2-2) earlier this month, and they only lost 2-1 at Cray Wanderers last Saturday. Brentwood are 17th on 22 points and have just found some form, winning 1-0 at Burgess Hill and 2-1 at Wingate & Finchley in the last ten days. That followed a poor spell in which they lost to Cray Wanderers, Leatherhead and Ramsgate without much fight. At home they have won four and lost five, and they beat Dartford 3-0 and Cheshunt 4-2 there in October. Whitehawk have conceded 41, the third-most in the division. If they can keep it level going into the last 20 minutes, they will have a chance; if Brentwood score first, history says the Hawks struggle to come back.

DOUGIE'S DOSSIER

BRENTWOOD TOWN · LAST FIVE

L	1-2	Leatherhead
D	1-1	Three Bridges
L	0-3	Ramsgate
W	1-0	Burgess Hill Town
W	2-1	Wingate & Finchley

4-0-5 home W-D-L
1.6 scored per game
1.8 conceded per game
1.22 points per game

WHITEHAWK · LAST FIVE

L	1-2	Dulwich Hamlet
L	1-3	St Albans City
D	0-0	Stanway Rovers
D	2-2	Welling United
L	1-2	Cray Wanderers

Scorers: Kamarni Ryan 8

0-2-8 away W-D-L
0.9 scored per game
2.3 conceded per game
0.44 points per game

ISTHMIAN PREMIER

FULL STATS P39 KO 15:00 DOUGIE'S CALL 1-2

BURGESS HILL TOWN 15th · 23 pts · P18 — L D D L D

EASTBOURNE BOROUGH 3rd · 38 pts · P18 — W L W D W

Sussex derby, and Borough's away form is the question

A Sussex derby with a lot riding on it. Eastbourne Borough are third, level on 38 points with Enfield and three behind leaders Welling, and they have a game in hand on Welling. At Priory Lane they have won nine of ten. Away is the issue: three wins, two draws and three defeats from eight, including a 4-1 defeat at Dartford earlier this month. They drew 4-4 at Enfield last Saturday, then beat Aveley 3-1 on Tuesday. Kai Corbett and Josh Rees have ten league goals each, and Borough have scored 38 in 18. Burgess Hill are 15th on 23 points and six league games without a win. They are the draw specialists of the division with eight, and four of their last six games have ended level, most recently 2-2 at Stanway Rovers. The worry for the Hillians is at home, where their last two games were a 6-0 hammering by Enfield and a 1-0 defeat by Brentwood. Before that they had beaten Maldon & Tiptree 4-1 and Dulwich 2-0 at the Green Elephants Stadium, so they can do it. Borough beat Three Bridges 2-0 on their last trip to a Sussex rival in the league. Expect Borough to have most of the ball and Burgess Hill to make it awkward.

DOUGIE'S DOSSIER

BURGESS HILL TOWN · LAST FIVE

L	0-6	Enfield Town
D	1-1	Wingate & Finchley
D	1-1	Chatham Town
L	0-1	Brentwood Town
D	2-2	Stanway Rovers

4-3-2 home W-D-L
1.6 scored per game
1.7 conceded per game
1.28 points per game

EASTBOURNE BOROUGH · LAST FIVE

W	1-0	Stanway Rovers
L	1-4	Dartford
W	4-2	Dulwich Hamlet
D	4-4	Enfield Town
W	3-1	Aveley

Scorers: Kai Corbett 10, Josh Rees 10

3-2-3 away W-D-L
2.1 scored per game
1.3 conceded per game
2.11 points per game

Sources: fulltime.thefa.com, footballwebpages.co.uk, dugoutdatahub.com

Form: last five league games, latest on the right

PLATINUM PARTNER

PULSE WATER
WATER HYGIENE & TREATMENT SERVICES

Legionella risk assessments · water hygiene · softening & filtration
pulsewater.co.uk · helpdesk@pulsewater.co.uk · 01622 535103

STATS ZONE · ISTHMIAN PREMIER

BRENTWOOD TOWN
17th · 22 pts · P18

V

Sat 28 Nov · 15:00

DOUGIE'S PREVIEW P37

WHITEHAWK
22nd · 8 pts · P18

TALE OF THE TAPE

BRENTWOOD TOWN LEFT · WHITEHAWK RIGHT · COLOURED BAR IS THE BETTER FIGURE

17th	LEAGUE POSITION	22nd
1.22	POINTS PER GAME	0.44
1.6	SCORED PER GAME	0.9
1.8	CONCEDED PER GAME	2.3
-4	GOAL DIFFERENCE	-24
3	CLEAN SHEETS	2
4	FAILED TO SCORE	6
11/18	BOTH TEAMS SCORED	12/18
13/18	3+ GOALS IN GAME	12/18
13	POINTS, LAST 8	3

THE RACE SO FAR

POINTS AFTER EACH LEAGUE GAME · — BRENTWOOD TOWN — WHITEHAWK

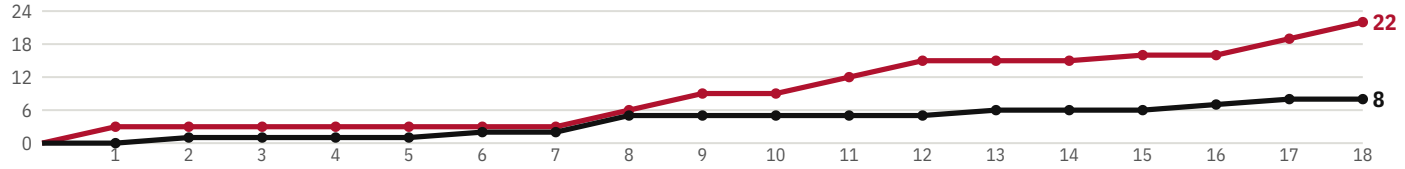

HOME AND AWAY

TODAY'S MATCH-UPS HIGHLIGHTED

BRENTWOOD TOWN AT HOME — 9 games
4 W 0 D 5 L — **1.33** pts/game · goals 19-18

WHITEHAWK AWAY — 10 games
0 W 2 D 8 L — **0.20** pts/game · goals 8-24

BRENTWOOD TOWN AWAY — 9 games
3 W 1 D 5 L — **1.11** pts/game · goals 9-14

WHITEHAWK AT HOME — 8 games
1 W 3 D 4 L — **0.75** pts/game · goals 9-17

EVERY LEAGUE RESULT

OLDEST LEFT, LATEST RIGHT · H HOME, A AWAY

BRENTWOOD TOWN	2-0 H	0-1 A	2-3 A	1-3 H	0-2 A	1-2 A	2-3 H	5-1 H	2-1 A	0-3 A	3-0 H	4-2 H	1-4 H	1-2 H	1-1 A	0-3 H	1-0 A	2-1 A
WHITEHAWK	0-2 A	0-0 H	2-3 A	0-3 H	1-5 A	1-1 H	2-3 A	3-2 H	1-2 A	0-1 A	1-4 H	0-5 A	1-1 A	1-2 H	1-3 H	0-0 A	2-2 H	1-2 A

COMMON OPPONENTS

LEAGUE RESULTS AGAINST THE 12 SIDES BOTH HAVE PLAYED

OPPONENT	BRENTWOOD ...	WHITEHAWK
AFC Whyteleafe	2-1A	0-5A
Burgess Hill Town	2-0H 1-0A	1-1H
Chatham Town	0-3A	0-3H
Cheshunt	4-2H	1-1A
Cray Wanderers	1-4H	1-2A
Dartford	0-1A 3-0H	1-2A
Dulwich Hamlet	1-2A	1-2H
Enfield Town	1-3H	1-5A
Maldon & Tiptree	5-1H	2-3A
Ramsgate	0-3H	1-4H
Stanway Rovers	2-3H	0-0A
Three Bridges	1-1A	3-2H

Points against these sides: Brentwood Town 19 from 14 games (1.36 a game) · Whitehawk 6 from 12 (0.50)

KEY NUMBERS

4-0-5
Brentwood Town at home (W-D-L).

0-2-8
Whitehawk away (W-D-L).

3-4 · 3-4
Goals for-against, last 3 league games, home side first.

Sources: fulltime.thefa.com, footballwebpages.co.uk, dugoutdatahub.com

League games only · figures to Fri 27 Nov

PLATINUM PARTNER
PULSE WATER
WATER HYGIENE & TREATMENT SERVICES
Legionella risk assessments · water hygiene · softening & filtration
pulsewater.co.uk · helpdesk@pulsewater.co.uk · 01622 535103

STATS ZONE · ISTHMIAN PREMIER

BURGESS HILL TOWN
15th · 23 pts · P18

V

Sat 28 Nov · 15:00

DOUGIE'S PREVIEW P37

EASTBOURNE BOROUGH
3rd · 38 pts · P18

TALE OF THE TAPE

BURGESS HILL TOWN LEFT · EASTBOURNE BOROUGH RIGHT · COLOURED BAR IS THE BETTER FIGURE

15th	LEAGUE POSITION	3rd
1.28	POINTS PER GAME	2.11
1.6	SCORED PER GAME	2.1
1.7	CONCEDED PER GAME	1.3
-3	GOAL DIFFERENCE	+15
2	CLEAN SHEETS	6
3	FAILED TO SCORE	2
13/18	BOTH TEAMS SCORED	10/18
10/18	3+ GOALS IN GAME	12/18
6	POINTS, LAST 8	19

THE RACE SO FAR

POINTS AFTER EACH LEAGUE GAME · — BURGESS HILL TOWN — EASTBOURNE BOROUGH

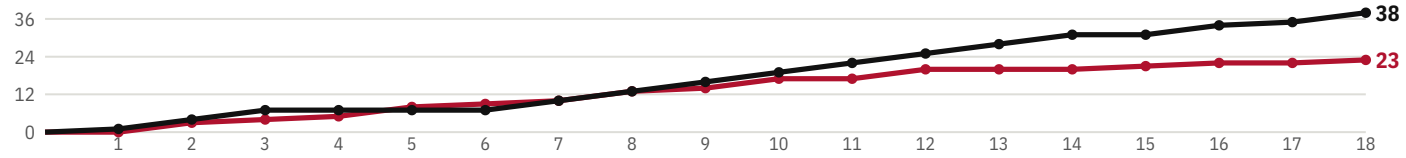

HOME AND AWAY

TODAY'S MATCH-UPS HIGHLIGHTED

BURGESS HILL TOWN AT HOME — 9 games
4 W 3 D 2 L — **1.67** pts/game · goals 16-14

EASTBOURNE BOROUGH AWAY — 8 games
3 W 2 D 3 L — **1.38** pts/game · goals 16-14

BURGESS HILL TOWN AWAY — 9 games
1 W 5 D 3 L — **0.89** pts/game · goals 12-17

EASTBOURNE BOROUGH AT HOME — 10 games
9 W 0 D 1 L — **2.70** pts/game · goals 22-9

EVERY LEAGUE RESULT

OLDEST LEFT, LATEST RIGHT · H HOME, A AWAY

BURGESS HILL TOWN	0-2 A	3-0 H	2-2 H	1-1 A	2-1 H	1-1 A	2-2 H	4-1 H	1-1 H	2-0 H	2-4 A	3-2 A	1-3 A	0-6 H	1-1 A	1-1 A	0-1 H	2-2 A
EASTBOURNE BORO...	2-2 A	3-2 H	3-2 H	1-2 A	0-1 H	0-1 A	3-0 H	2-1 H	4-0 A	1-0 H	2-0 A	2-1 A	2-0 H	1-0 H	1-4 A	4-2 H	4-4 A	3-1 H

COMMON OPPONENTS

LEAGUE RESULTS AGAINST THE 12 SIDES BOTH HAVE PLAYED

OPPONENT	BURGESS HIL...	EASTBOURNE...	OPPONENT	BURGESS HIL...	EASTBOURNE...	OPPONENT	BURGESS HIL...	EASTBOURNE...
Aveley	1-1H	2-2A 3-1H	Dartford	2-1H	1-4A	Maldon & Tiptree	4-1H	2-1A
Brentwood Town	0-2A 0-1H	3-2H	Dulwich Hamlet	2-0H	4-2H	Ramsgate	2-2H	2-0H
Chatham Town	1-1A	2-1H	Enfield Town	0-6H	4-4A	Stanway Rovers	2-2A	1-0H
Cheshunt	1-1A	3-0H	Leatherhead	2-2H	0-1H	Welling United	2-4A	1-0H

Points against these sides: Burgess Hill Town 15 from 13 games (1.15 a game) · Eastbourne Borough 29 from 13 (2.23)

KEY NUMBERS

4-3-2
Burgess Hill Town at home (W-D-L).

3-2-3
Eastbourne Borough away (W-D-L).

3-4 · 11-7
Goals for-against, last 3 league games, home side first.

Sources: fulltime.thefa.com, footballwebpages.co.uk, dugoutdatahub.com

League games only · figures to Fri 27 Nov

PLATINUM PARTNER
PULSE WATER
WATER HYGIENE & TREATMENT SERVICES
Legionella risk assessments · water hygiene · softening & filtration
pulsewater.co.uk · helpdesk@pulsewater.co.uk · 01622 535103

ISTHMIAN PREMIER · EVERY SUSSEX CLUB TODAY

DOUGIE'S PREVIEWS (CONT.)

SAT 28 NOV

By Dougie · Dugout AI

ISTHMIAN PREMIER

FULL STATS P41 KO 15:00 DOUGIE'S CALL 1-1

LEATHERHEAD

7th · 28 pts · P18

W D L L W

LEWES

6th · 31 pts · P19

L W L D L

Lewes are better on the road than at home

Lewes travel as a better away side than home side. They are sixth on 31 points from 19 games, and five of their nine league wins have come on the road: at Cray Wanderers, Three Bridges and Dulwich Hamlet among them. They have kept seven league clean sheets. The worry is the last three games: beaten 2-0 at Enfield, held 0-0 at home by Stanway Rovers, and beaten 4-1 at Ramsgate last Saturday. They have scored 27 in 19, which is not many for a side in the top six. Leatherhead are seventh on 28 points from 18 games, three behind Lewes with a game in hand. They have been up and down: a 7-2 win over Stanway, a 1-0 win at Chatham, a 2-2 draw with St Albans, then a home defeat by Wingate, a 3-0 loss at Dartford last Saturday and a 1-0 win over Ramsgate on Tuesday. Their home record is the weak spot: three wins, two draws and four defeats from nine. Away from home they have lost only twice. Nobody gets many goals in Lewes games, and Leatherhead have failed to score in four league games. A win for either side moves them into the play-off conversation. A draw suits nobody, which is exactly why Dougie expects one.

DOUGIE'S DOSSIER

LEATHERHEAD · LAST FIVE

W	1-0	Chatham Town
D	2-2	St Albans City
L	0-1	Wingate & Finchley
L	0-3	Dartford
W	1-0	Ramsgate

3-2-4 home W-D-L
1.7 scored per game
1.5 conceded per game
1.56 points per game

LEWES · LAST FIVE

L	1-2	Dartford
W	3-2	Dulwich Hamlet
L	0-2	Enfield Town
D	0-0	Stanway Rovers
L	1-4	Ramsgate

5-1-4 away W-D-L
1.4 scored per game
1.4 conceded per game
1.63 points per game

ISTHMIAN PREMIER

FULL STATS P42 KO 15:00 DOUGIE'S CALL 1-2

THREE BRIDGES

20th · 13 pts · P19

D L L L W

WINGATE & FINCHLEY

9th · 26 pts · P18

D L W L D

A first win in nine. Now build on it

Three Bridges finally won last Saturday, 2-1 against Cheshunt at Jubilee Field, their first league win in nine games. It took them to 13 points and three clear of Stanway Rovers in the relegation fight. The problem all season has been at the back: they have conceded 48, the most in the division, and they are the only side in the Isthmian Premier without a league clean sheet. They have won twice at home all season. Noel Leighton has eight league goals and is their main outlet. Wingate & Finchley are ninth on 26 points. They score in almost every game (17 of 18 league games) but are not winning many lately: one win in their last four, a 1-0 at Leatherhead, sandwiched between a 3-1 home defeat by Maldon & Tiptree, a 2-1 home loss to Brentwood last Saturday and a 1-1 draw at Cray Wanderers on Tuesday. Away from home they have won three, drawn three and lost three. They will play their third game in eight days here. For Three Bridges this is about backing up last week: two wins in a row would change the mood in Crawley, and the gap to the bottom two would widen with Whitehawk and Stanway both away.

DOUGIE'S DOSSIER

THREE BRIDGES · LAST FIVE

D	1-1	Brentwood Town
L	0-2	Cray Wanderers
L	0-4	Welling United
L	0-1	Dartford
W	2-1	Cheshunt

Scorers: Noel Leighton 8

2-3-4 home W-D-L
1.4 scored per game
2.5 conceded per game
0.68 points per game

WINGATE & FINCHLEY · LAST FIVE

D	1-1	Burgess Hill Town
L	1-3	Maldon & Tiptree
W	1-0	Leatherhead
L	1-2	Brentwood Town
D	1-1	Cray Wanderers

3-3-3 away W-D-L
1.7 scored per game
1.8 conceded per game
1.44 points per game

Sources: fulltime.thefa.com, footballwebpages.co.uk, dugoutdatahub.com

Form: last five league games, latest on the right

PLATINUM PARTNER

PULSE WATER
WATER HYGIENE & TREATMENT SERVICES

Legionella risk assessments · water hygiene · softening & filtration
pulsewater.co.uk · helpdesk@pulsewater.co.uk · 01622 535103

STATS ZONE · ISTHMIAN PREMIER

LEATHERHEAD v LEWES

LEATHERHEAD 7th · 28 pts · P18

Sat 28 Nov · 15:00

DOUGIE'S PREVIEW P40

LEWES 6th · 31 pts · P19

TALE OF THE TAPE

LEATHERHEAD LEFT · LEWES RIGHT · COLOURED BAR IS THE BETTER FIGURE

LEATHERHEAD		LEWES
7th	LEAGUE POSITION	6th
1.56	POINTS PER GAME	1.63
1.7	SCORED PER GAME	1.4
1.5	CONCEDED PER GAME	1.4
+4	GOAL DIFFERENCE	+1
4	CLEAN SHEETS	7
4	FAILED TO SCORE	4
11/18	BOTH TEAMS SCORED	10/19
12/18	3+ GOALS IN GAME	11/19
13	POINTS, LAST 8	9

THE RACE SO FAR

POINTS AFTER EACH LEAGUE GAME · — LEATHERHEAD — LEWES

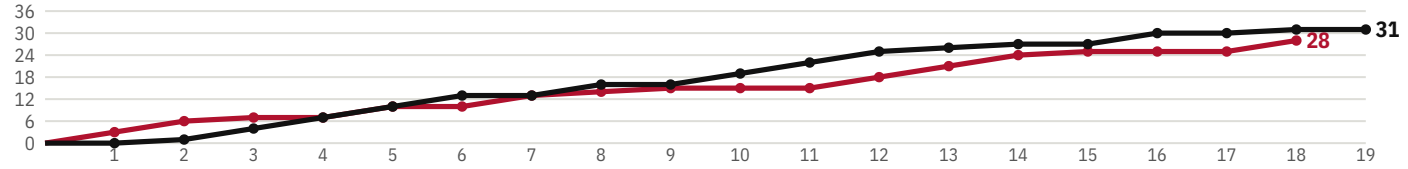

HOME AND AWAY

TODAY'S MATCH-UPS HIGHLIGHTED

LEATHERHEAD AT HOME — 9 games
3 W 2 D 4 L
1.22 pts/game · goals 18-15

LEWES AWAY — 10 games
5 W 1 D 4 L
1.60 pts/game · goals 15-16

LEATHERHEAD AWAY — 9 games
5 W 2 D 2 L
1.89 pts/game · goals 13-12

LEWES AT HOME — 9 games
4 W 3 D 2 L
1.67 pts/game · goals 12-10

EVERY LEAGUE RESULT

OLDEST LEFT, LATEST RIGHT · H HOME, A AWAY

LEATHERHEAD	2-1 A	4-1 H	2-2 A	1-4 H	1-0 A	2-3 H	2-1 A	0-0 H	3-3 A	1-2 H	0-1 A	7-2 H	2-1 A	1-0 A	2-2 H	0-1 H	0-3 A	1-0 H
LEWES	0-4 H	0-0 A	2-0 A	3-1 H	2-0 A	1-0 H	2-3 A	3-0 H	1-3 A	1-0 H	2-1 A	2-1 A	1-1 H	2-2 H	1-2 H	3-2 A	0-2 A	0-0 H	1-4 A

COMMON OPPONENTS

LEAGUE RESULTS AGAINST THE 13 SIDES BOTH HAVE PLAYED

OPPONENT	LEATHERHEAD	LEWES
AFC Whyteleafe	0-0H	3-1H
Aveley	2-1A	2-0A
Chatham Town	1-0A	2-3A
Cheshunt	1-2H	1-3A
Dartford	0-3A	1-2H
Dulwich Hamlet	2-3H	3-2A
Eastbourne Borough	1-0A	1-0H
Maldon & Tiptree	1-4H	1-1H
Ramsgate	2-1A 1-0H	1-4A
St Albans City	2-2H	2-0A
Stanway Rovers	7-2H	0-0H
Three Bridges	3-3A	2-1A
Wingate & Finchley	0-1H	2-2H

Points against these sides: Leatherhead 21 from 14 games (1.50 a game) · Lewes 21 from 13 (1.62)

KEY NUMBERS

3-2-4
Leatherhead at home (W-D-L).

5-1-4
Lewes away (W-D-L).

1-4 · 1-6
Goals for-against, last 3 league games, home side first.

Sources: fulltime.thefa.com, footballwebpages.co.uk, dugoutdatahub.com

League games only · figures to Fri 27 Nov

PLATINUM PARTNER
PULSE WATER
WATER HYGIENE & TREATMENT SERVICES
Legionella risk assessments · water hygiene · softening & filtration
pulsewater.co.uk · helpdesk@pulsewater.co.uk · 01622 535103

STATS ZONE · ISTHMIAN PREMIER

THREE BRIDGES
20th · 13 pts · P19

V

Sat 28 Nov · 15:00

DOUGIE'S PREVIEW P40

WINGATE & FINCHLEY
9th · 26 pts · P18

TALE OF THE TAPE

THREE BRIDGES LEFT · WINGATE & FINCHLEY RIGHT · COLOURED BAR IS THE BETTER FIGURE

THREE BRIDGES		WINGATE & FINCHLEY
20th	LEAGUE POSITION	9th
0.68	POINTS PER GAME	1.44
1.4	SCORED PER GAME	1.7
2.5	CONCEDED PER GAME	1.8
-21	GOAL DIFFERENCE	-1
0	CLEAN SHEETS	3
5	FAILED TO SCORE	1
14/19	BOTH TEAMS SCORED	14/18
15/19	3+ GOALS IN GAME	11/18
5	POINTS, LAST 8	12

THE RACE SO FAR

POINTS AFTER EACH LEAGUE GAME · — THREE BRIDGES — WINGATE & FINCHLEY

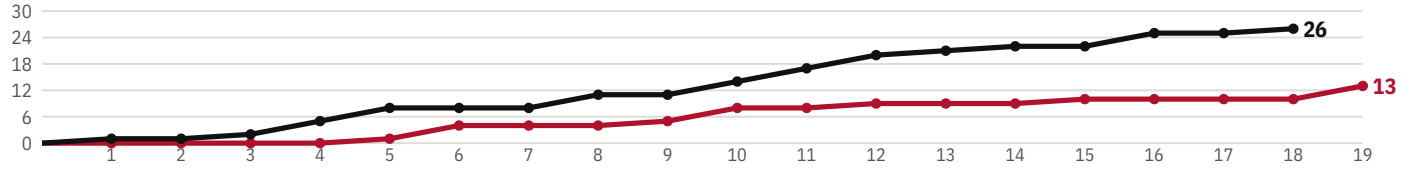

HOME AND AWAY

TODAY'S MATCH-UPS HIGHLIGHTED

THREE BRIDGES AT HOME — 9 games
2 W 3 D 4 L — **1.00** pts/game · goals 16-22

WINGATE & FINCHLEY AWAY — 9 games
3 W 3 D 3 L — **1.33** pts/game · goals 15-18

THREE BRIDGES AWAY — 10 games
1 W 1 D 8 L — **0.40** pts/game · goals 11-26

WINGATE & FINCHLEY AT HOME — 9 games
4 W 2 D 3 L — **1.56** pts/game · goals 16-14

EVERY LEAGUE RESULT

OLDEST LEFT, LATEST RIGHT · H HOME, A AWAY

THREE BRIDGES	2-3 H	2-3 A	1-3 A	1-5 H	2-2 A	3-2 H	0-4 A	2-3 A	3-3 H	3-1 A	1-2 H	3-3 H	0-2 H	1-3 A	1-1 H	0-2 A	0-4 A	0-1 A	2-1 H
WINGATE & FINCHL...	1-1 H	0-2 A	2-2 A	1-0 H	3-2 A	1-4 H	1-4 A	4-3 A	1-2 A	2-0 H	4-1 H	4-2 H	2-2 A	1-1 H	1-3 H	1-0 A	1-2 H	1-1 A	

COMMON OPPONENTS

LEAGUE RESULTS AGAINST THE 13 SIDES BOTH HAVE PLAYED

OPPONENT	THREE BRIDG...	WINGATE & F...
Aveley	1-5H	4-3A
Brentwood Town	1-1H	1-2H
Carshalton Athletic	3-2H	0-2A 4-2H
Chatham Town	1-3A	3-2A
Cray Wanderers	0-2A	1-1H 1-1A
Dartford	2-3H 0-1A	1-2A
Dulwich Hamlet	2-2A	1-0H
Enfield Town	3-3H	1-4H
Leatherhead	3-3H	1-0A
Lewes	1-2H	2-2A
Maldon & Tiptree	1-3A	1-3H
Stanway Rovers	3-1A	4-1H
Welling United	0-4A	1-4A

Points against these sides: Three Bridges 10 from 14 games (0.71 a game) · Wingate & Finchley 21 from 15 (1.40)

KEY NUMBERS

2-3-4
Three Bridges at home (W-D-L).

3-3-3
Wingate & Finchley away (W-D-L).

2-6 · 3-3
Goals for-against, last 3 league games, home side first.

Sources: fulltime.thefa.com, footballwebpages.co.uk, dugoutdatahub.com

League games only · figures to Fri 27 Nov

PLATINUM PARTNER
PULSE WATER
WATER HYGIENE & TREATMENT SERVICES
Legionella risk assessments · water hygiene · softening & filtration
pulsewater.co.uk · helpdesk@pulsewater.co.uk · 01622 535103

ISTHMIAN FOOTBALL LEAGUE

STEP 3 · MILES ON THE ROAD

ISTHMIAN PREMIER

TODAY'S AWAY DAYS

LONGEST DRIVE
90 miles
Ramsgate to Cheshunt

SHORTEST DRIVE
13 miles
Cray Wanderers to Dartford

AWAY MILES TODAY
559 miles
11 road trips, one way. 1,118 there and back

AVERAGE AWAY TRIP
51 miles
one way, by road

WHERE THEY ARE PLAYING

● home ground · ○ where the away side sets off · ▭ longest drive

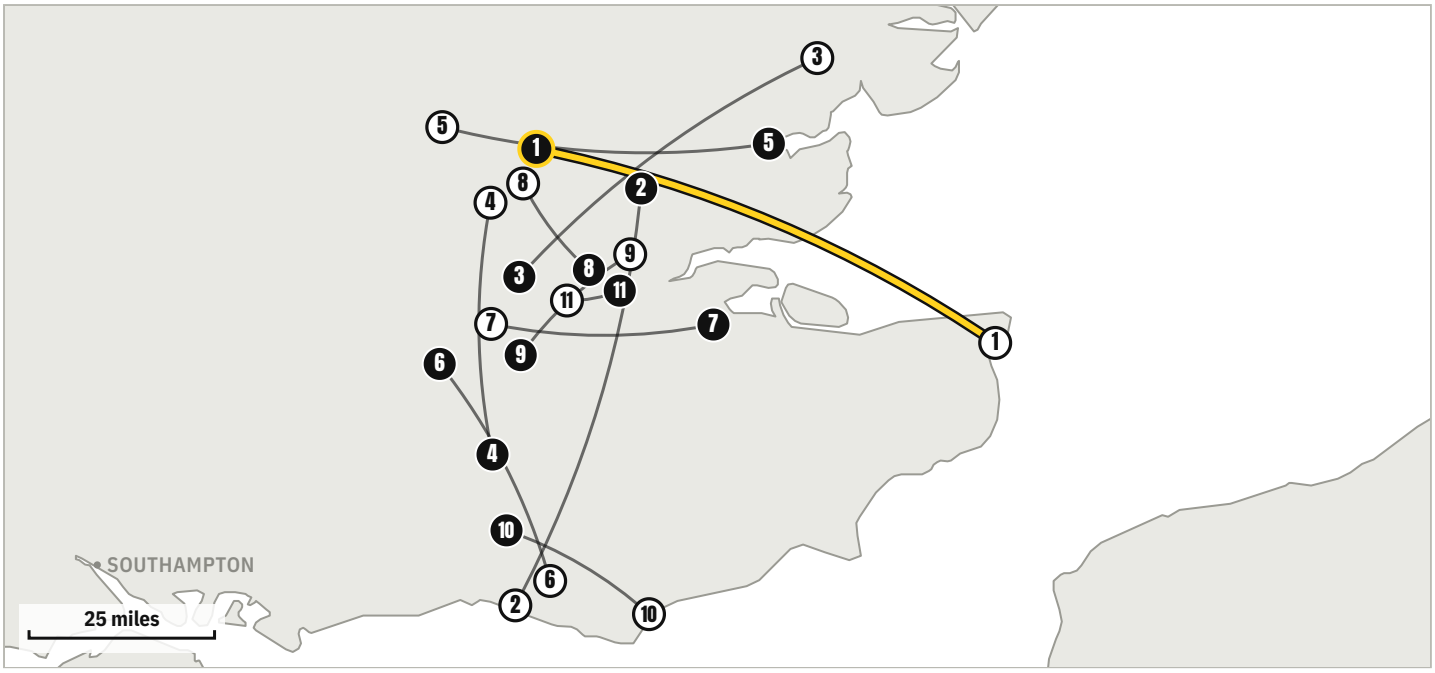

HOW FAR THEY DRIVE

Today's league games · miles by road, numbers match the map

#	HOME V AWAY (THE TRAVELLERS)	ONE WAY	RETURN
1	Cheshunt v Ramsgate	90	180
2	Brentwood Town v Whitehawk	79	159
3	Dulwich Hamlet v Stanway Rovers	66	132
4	Three Bridges v Wingate & Finchley	63	126
5	Maldon & Tiptree v St Albans City	54	107
6	Leatherhead v Lewes	50	99
7	Chatham Town v Carshalton Athletic	44	87
8	Welling United v Enfield Town	38	77
9	AFC Whyteleafe v Aveley	31	62
10	Burgess Hill Town v Eastbourne Borough	31	62
11	Dartford v Cray Wanderers	13	26

Driving distance, ground to ground, one way by the fastest road route. Round trip is there and back. A few smaller grounds are placed by street or village, so allow a mile or two. Roads and grounds: © OpenStreetMap contributors, routed with OSRM. Coastline: Natural Earth.

PLATINUM PARTNER
PULSE WATER
WATER HYGIENE & TREATMENT SERVICES
Legionella risk assessments · water hygiene · softening & filtration
pulsewater.co.uk · helpdesk@pulsewater.co.uk · 01622 535103

ADVERTISEMENT

DUGOUT AI ON YOUTUBE



SUBSCRIBE

youtube.com/@dugoutai

The IBB10 Show and The SNLF Show live, Hotseat interviews, Dugout Diaries specials, highlights and Shorts. Best Non-League Podcast 2026. Hit subscribe and the bell: it costs nothing and it keeps Sussex non-league on the screen.

LIVE EVERY SUNDAY 8-10PM · YOUTUBE · X · KICK

This Sunday 29 November: the IBB10 Show, live from 8pm. Tuesday 2 December: The SNLF Show with Matt Hill of the Sussex FA, 8pm.

PLATINUM PARTNER

PULSE WATER
WATER HYGIENE & TREATMENT SERVICES

Legionella risk assessments · water hygiene · softening & filtration
pulsewater.co.uk · helpdesk@pulsewater.co.uk · 01622 535103

ISTHMIAN FOOTBALL LEAGUE

STEP 4

ISTHMIAN SOUTH EAST

TABLE TO TUE 24 NOV

#	CLUB	P	W	D	L	GF	GA	GD	PTS	FORM
1	Faversham Town	19	12	4	3	42	26	+16	40	L W W W W
2	Erith Town	18	11	3	4	44	25	+19	36	W W D W L
3	Whitstable Town	18	11	3	4	34	22	+12	36	W D D W D
4	Broadbridge Heath	19	9	6	4	37	24	+13	33	W D W W W
5	Herne Bay	18	10	2	6	37	24	+13	32	L W W W W
6	Hastings United	18	10	1	7	33	27	+6	31	L W L L L
7	Sevenoaks Town	19	9	4	6	35	35	0	31	D W W L W
8	South Park (Reigate)	18	8	6	4	32	21	+11	30	D D D L L
9	Punjab United	19	8	5	6	36	35	+1	29	W D D W W
10	Ashford United	19	8	4	7	31	25	+6	28	W D L L D
11	Sheppey United	19	8	4	7	30	25	+5	28	L D D D W
12	AFC Croydon Athletic	18	8	1	9	27	26	+1	25	W W L W L
13	Sittingbourne	19	7	4	8	29	34	-5	25	D L D W L
14	Margate	19	7	4	8	26	33	-7	25	L W L L L
15	Steyning Town	19	8	0	11	29	39	-10	24	W L W W L
16	Cray Valley PM	19	6	5	8	31	29	+2	23	L L W W W
17	Merstham	17	6	4	7	33	30	+3	22	W W L L W
18	Crowborough Athletic	19	6	3	10	36	42	-6	21	L L L W W
19	Deal Town	19	4	6	9	29	43	-14	18	L L D L L
20	Peacehaven & Telscombe	19	4	5	10	27	41	-14	17	D L L D L
21	Eastbourne Town	19	2	5	12	21	40	-19	11	L L L D D
22	Horley Town	19	3	1	15	23	56	-33	10	L L L L L

TODAY'S FIXTURES

11 games

15:00	AFC Croydon Ath...	Peacehaven & Telsco...
15:00	Broadbridge Heath	Faversham Town
15:00	Cray Valley PM	Ashford United
15:00	Crowborough Athletic	Sittingbourne
15:00	Deal Town	Sevenoaks Town
15:00	Erith Town	Eastbourne Town
15:00	Margate	Steyning Town
15:00	Merstham	Horley Town
14:00	Punjab United	Hastings United
15:00	South Park (Reigate)	Herne Bay
15:00	Whitstable Town	Sheppey United

TOP SCORERS

League goals

Nathan Jeche	Sevenoaks Town	17
Harry Forster	Crowborough Athletic	11
Rushaar Samuel-Smikle	Crowborough Athletic	11
Connor Tighe	Peacehaven & Telscombe	10
Gil Carvalho	Merstham	9
Ade Azeez	Herne Bay	8

Football Web Pages figures, league goals only. Punjab v Hastings is a 2pm kick-off.

HOT OR NOT

points from the last five league games

▲ HOT

Broadbridge Heath 4th	W D W W W	13	pts
Faversham Town 1st	L W W W W	12	pts
Herne Bay 5th	L W W W W	12	pts

▼ NOT

Horley Town 22nd	L L L L L	0	pts
Deal Town 19th	L L D L L	1	pts
Eastbourne Town 21st	L L L D D	2	pts

Sources: footballwebpages.co.uk

Form: last five league games, latest on the right

PLATINUM PARTNER

PULSE WATER
WATER HYGIENE & TREATMENT SERVICES

Legionella risk assessments · water hygiene · softening & filtration
pulsewater.co.uk · helpdesk@pulsewater.co.uk · 01622 535103

ISTHMIAN FOOTBALL LEAGUE

STEP 4 · THE LEAGUE IN NUMBERS

ISTHMIAN SOUTH EAST

GRAPHICAL ANALYSIS

3.42	2.44	1.17	13/15	0/15	6
GOALS PER GAME	BEST ATTACK · PER GAME	BEST DEFENCE · CONCEDED	IN FORM · LAST FIVE	OUT OF FORM · LAST FIVE	MOST DRAWS
	Erith Town	South Park (...	Broadbridge ...	Horley Town	Broadbridge ...

THE LEAGUE AT A GLANCE

every club, in table order

#	CLUB	WON · DRAWN · LOST	POINTS PER GAME · ● LAST FIVE		GOAL DIFFERENCE	
1	Faversham Town	12 · 4 · 3		2.11		+16
2	Erith Town	11 · 3 · 4		2.00		+19
3	Whitstable Town	11 · 3 · 4		2.00		+12
4	Broadbridge Heath	9 · 6 · 4		1.74		+13
5	Herne Bay	10 · 6		1.78		+13
6	Hastings United	10 · 7		1.72		+6
7	Sevenoaks Town	9 · 4 · 6		1.63		0
8	South Park (Reigate)	8 · 6 · 4		1.67		+11
9	Punjab United	8 · 5 · 6		1.53		+1
10	Ashford United	8 · 4 · 7		1.47		+6
11	Sheppey United	8 · 4 · 7		1.47		+5
12	AFC Croydon Athletic	8 · 9		1.39		+1
13	Sittingbourne	7 · 4 · 8		1.32		-5
14	Margate	7 · 4 · 8		1.32		-7
15	Steyning Town	8 · 11		1.26		-10
16	Cray Valley PM	6 · 5 · 8		1.21		+2
17	Merstham	6 · 4 · 7		1.29		+3
18	Crowborough Athletic	6 · 3 · 10		1.11		-6
19	Deal Town	4 · 6 · 9		0.95		-14
20	Peacehaven & Telsc...	4 · 5 · 10		0.89		-14
21	Eastbourne Town	5 · 12		0.58		-19
22	Horley Town	3 · 15		0.53		-33

Sussex clubs underlined in gold. Bar: season points per game, out of a maximum three. Dot: last five games, green if better than the season rate, red if worse.

ATTACK V DEFENCE

per game

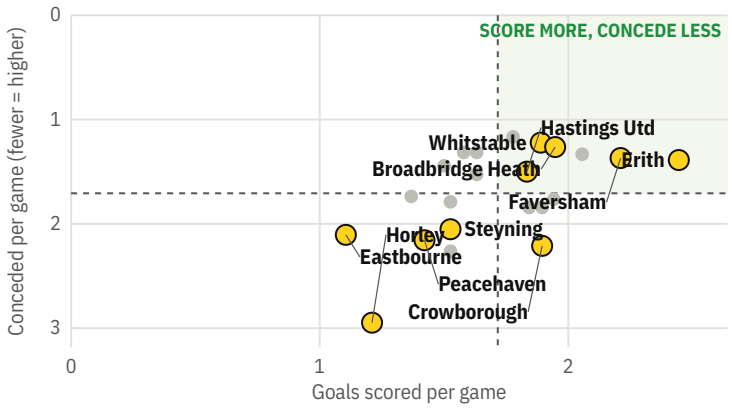

WHO IS MOVING

last five v season, points per game

RISING

Broadbridge Heath	+0.86
Punjab United	+0.67
Herne Bay	+0.62
Cray Valley PM	+0.59

SLIPPING

Margate	-0.72
Deal Town	-0.75
South Park (Reigate)	-1.07
Hastings United	-1.12

Sources: footballwebpages.co.uk

League games only · table to 2026-11-25

PLATINUM PARTNER
PULSE WATER
WATER HYGIENE & TREATMENT SERVICES
Legionella risk assessments · water hygiene · softening & filtration
pulsewater.co.uk · helpdesk@pulsewater.co.uk · 01622 535103

ISTHMIAN SOUTH EAST · EVERY SUSSEX CLUB TODAY

DOUGIE'S PREVIEWS

SAT 28 NOV

By Dougie · Dugout AI

Dougie on all 7 games in the Isthmian South East involving Sussex clubs. Form: latest on the right. Dossier: last five league results (team's score first) and venue record. Dougie's call is a prediction, not a promise.

ISTHMIAN SOUTH EAST

FULL STATS P48 KO 15:00 DOUGIE'S CALL 1-1

AFC CROYDON ATHLETIC

12th · 25 pts · P18

W W L W L

PEACEHAVEN & TELSCOMBE

20th · 17 pts · P19

D L L D L

Peacehaven need goals, and Connor Tighe

Peacehaven are 20th in the Isthmian South East on 17 points and eight league games without a win. Goals are the issue: they have failed to score in seven of 19 league games and scored 27, with Connor Tighe getting ten of them. The last eight have produced four draws, including a creditable 3-3 with second-placed Erith Town, and four defeats, the last a narrow 1-0 at leaders Faversham. They have won three away games all season, including 5-3 at Horley and 3-2 at Cray Valley in October. AFC Croydon Athletic are 12th on 25 points and their home form has dipped. They have won four, drawn one and lost four at home and lost their last two there, 1-0 to Herne Bay and 2-0 to Sheppey on Tuesday. Away from home they look better, with wins at Steyning (3-2), Eastbourne Town (3-0) and South Park (2-1) in the last month. They drew 1-1 with Broadbridge Heath at home at the end of October. The Rams have scored 27 and conceded 26, so they are not a side that runs away with games. Peacehaven need a performance like the Erith draw and need Tighe on the ball in the final third.

DOUGIE'S DOSSIER

AFC CROYDON ATHLETIC · LAST FIVE

W	3-2	Steyning Town
W	3-0	Eastbourne Town
L	0-1	Herne Bay
W	2-1	South Park (Reigate)
L	0-2	Sheppey United

4-1-4 home W-D-L
1.5 scored per game
1.4 conceded per game
1.39 points per game

PEACEHAVEN & TELSCOMBE · LAST FIVE

D	2-2	Crowborough Athletic
L	0-5	Herne Bay
L	0-1	Sevenoaks Town
D	3-3	Erith Town
L	0-1	Faversham Town

Scorers: Connor Tighe 10

3-1-6 away W-D-L
1.4 scored per game
2.2 conceded per game
0.89 points per game

ISTHMIAN SOUTH EAST

FULL STATS P49 KO 15:00 DOUGIE'S CALL 1-1

BROADBRIDGE HEATH

4th · 33 pts · P19

W D W W W

FAVERSHAM TOWN

1st · 40 pts · P19

L W W W W

Fourth v first, and the Bears are flying

Fourth against first, and Broadbridge Heath come into it as the form side in the division. The Bears are eight league games unbeaten and have won their last three: 2-0 at Margate, 2-0 against Hastings last Saturday and 1-0 at second-placed Erith on Tuesday, a result that ended Erith's 100 per cent home record. They have lost once at home in ten (W5 D4) and they have scored in every one of their 19 league games, the only side in the division to do so. They also went to Hanbury Park in the Sussex Senior Cup and beat the SCFL leaders Haywards Heath 6-2. Samuel Hards has seven league goals. Faversham top the table on 40 points, seven ahead of the Bears. They have won four in a row (2-1 at Eastbourne Town, 3-0 at Horley, 3-1 against Sevenoaks and 1-0 against Peacehaven) and have lost only once on the road all season (W6 D2 L1). Jack Evans has eight goals and Tommie Fagg seven. A home win cuts the gap to four points and puts the Bears right in the title race. A Faversham win takes them ten clear of Broadbridge Heath. Dougie thinks the two best runs in the league cancel each other out.

DOUGIE'S DOSSIER

BROADBRIDGE HEATH · LAST FIVE

W	2-1	Crowborough Athletic
D	2-2	Sittingbourne
W	2-0	Margate
W	2-0	Hastings United
W	1-0	Erith Town

Scorers: Samuel Hards 7

5-4-1 home W-D-L
1.9 scored per game
1.3 conceded per game
1.74 points per game

FAVERSHAM TOWN · LAST FIVE

L	1-3	Merstham
W	2-1	Eastbourne Town
W	3-0	Horley Town
W	3-1	Sevenoaks Town
W	1-0	Peacehaven & Telscombe

Scorers: Jack Evans 8, Tommie Fagg 7

6-2-1 away W-D-L
2.2 scored per game
1.4 conceded per game
2.11 points per game

Sources: fulltime.thefa.com, footballwebpages.co.uk, dugoutdatahub.com

Form: last five league games, latest on the right

PLATINUM PARTNER

PULSE WATER
WATER HYGIENE & TREATMENT SERVICES

Legionella risk assessments · water hygiene · softening & filtration
pulsewater.co.uk · helpdesk@pulsewater.co.uk · 01622 535103

AFC CROYDON ATHLETIC
12th · 25 pts · P18

STATS ZONE · ISTHMIAN SOUTH EAST

V

Sat 28 Nov · 15:00

DOUGIE'S PREVIEW P47

PEACEHAVEN & TELSCOMBE
20th · 17 pts · P19

TALE OF THE TAPE

AFC CROYDON ATHLETIC LEFT · PEACEHAVEN & TELSCOMBE RIGHT · COLOURED BAR IS THE BETTER FIGURE

AFC Croydon Athletic		Peacehaven & Telscombe
12th	LEAGUE POSITION	20th
1.39	POINTS PER GAME	0.89
1.5	SCORED PER GAME	1.4
1.4	CONCEDED PER GAME	2.2
+1	GOAL DIFFERENCE	-14
2	CLEAN SHEETS	3
4	FAILED TO SCORE	7
12/18	BOTH TEAMS SCORED	10/19
12/18	3+ GOALS IN GAME	13/19
10	POINTS, LAST 8	3

THE RACE SO FAR

POINTS AFTER EACH LEAGUE GAME · — AFC CROYDON ATHLETIC — PEACEHAVEN & TELSCOMBE

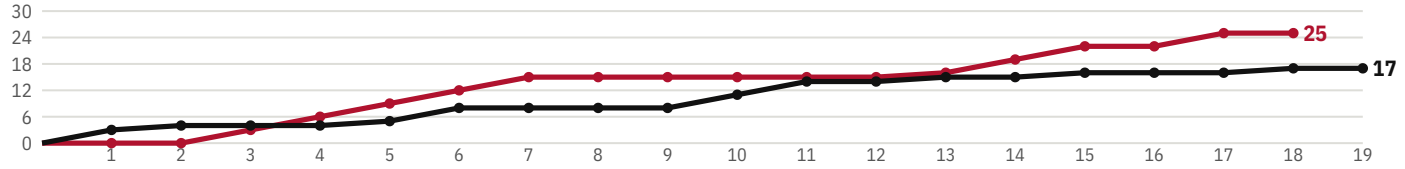

HOME AND AWAY

TODAY'S MATCH-UPS HIGHLIGHTED

AFC CROYDON ATHLETIC AT HOME
9 games

4 W 1 D 4 L

1.44 pts/game · goals 13-13

PEACEHAVEN & TELSCOMBE AWAY
10 games

3 W 1 D 6 L

1.00 pts/game · goals 13-25

AFC CROYDON ATHLETIC AWAY
9 games

4 W 0 D 5 L

1.33 pts/game · goals 14-13

PEACEHAVEN & TELSCOMBE AT HOME
9 games

1 W 4 D 4 L

0.78 pts/game · goals 14-16

EVERY LEAGUE RESULT

OLDEST LEFT, LATEST RIGHT · H HOME, A AWAY

AFC Croydon Ath...	1-2 H	1-2 A	2-1 H	2-0 H	3-1 A	3-1 H	3-2 H	1-2 A	0-2 A	1-3 H	0-1 A	1-2 A	1-1 H	3-2 A	3-0 A	0-1 H	2-1 A	0-2 H
Peacehaven & Tel...	4-0 H	3-3 A	0-5 A	0-3 A	1-1 H	1-0 A	1-2 H	1-2 A	2-3 H	3-2 A	5-3 A	1-4 H	0-0 H	0-1 A	2-2 H	0-5 A	0-1 H	3-3 H	0-1 A

COMMON OPPONENTS

LEAGUE RESULTS AGAINST THE 14 SIDES BOTH HAVE PLAYED

Opponent	AFC Croydo...	Peacehaven...
Ashford United	3-1H	1-4H
Broadbridge Heath	1-1H	0-3A
Cray Valley PM	2-0H	3-2A
Crowborough Athletic	3-1A	2-2H
Deal Town	0-1A	1-1H
Eastbourne Town	3-0A	0-5A
Erith Town	3-2H	3-3H
Herne Bay	0-1H	0-5A
Margate	1-3H	2-3H
Sevenoaks Town	2-1H 1-2A	0-1H
Sheppey United	0-2H	1-2A
Sittingbourne	1-2H	1-0A
Steyning Town	3-2A	1-2H
Whitstable Town	0-2A	4-0H 0-1A

Points against these sides: AFC Croydon Athletic 22 from 15 games (1.47 a game) · Peacehaven & Telscombe 12 from 15 (0.80)

KEY NUMBERS

4-1-4
AFC Croydon Athletic at home (W-D-L).

3-1-6
Peacehaven & Telscombe away (W-D-L).

2-4 · 3-5
Goals for-against, last 3 league games, home side first.

Sources: fulltime.thefa.com, footballwebpages.co.uk, dugoutdatahub.com

League games only · figures to Fri 27 Nov

PLATINUM PARTNER
PULSE WATER
WATER HYGIENE & TREATMENT SERVICES
Legionella risk assessments · water hygiene · softening & filtration
pulsewater.co.uk · helpdesk@pulsewater.co.uk · 01622 535103

STATS ZONE · ISTHMIAN SOUTH EAST

BROADBRIDGE HEATH V FAVERSHAM TOWN

BROADBRIDGE HEATH 4th · 33 pts · P19

Sat 28 Nov · 15:00

DOUGIE'S PREVIEW P47

FAVERSHAM TOWN 1st · 40 pts · P19

TALE OF THE TAPE

BROADBRIDGE HEATH LEFT · FAVERSHAM TOWN RIGHT · COLOURED BAR IS THE BETTER FIGURE

BROADBRIDGE HEATH		FAVERSHAM TOWN
4th	LEAGUE POSITION	1st
1.74	POINTS PER GAME	2.11
1.9	SCORED PER GAME	2.2
1.3	CONCEDED PER GAME	1.4
+13	GOAL DIFFERENCE	+16
4	CLEAN SHEETS	6
0	FAILED TO SCORE	1
15/19	BOTH TEAMS SCORED	13/19
13/19	3+ GOALS IN GAME	14/19
18	POINTS, LAST 8	21

THE RACE SO FAR

POINTS AFTER EACH LEAGUE GAME · — BROADBRIDGE HEATH — FAVERSHAM TOWN

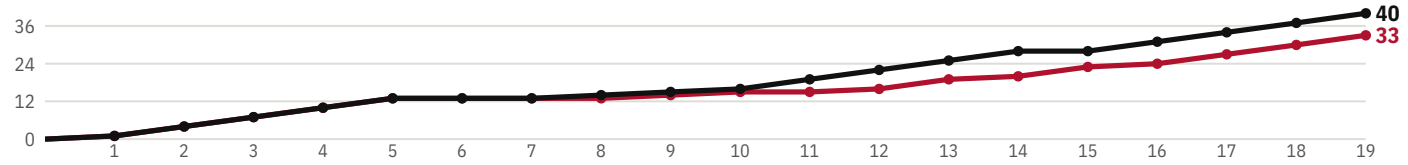

HOME AND AWAY

TODAY'S MATCH-UPS HIGHLIGHTED

BROADBRIDGE HEATH AT HOME — 10 games
5 W 4 D 1 L — **1.90** pts/game · goals 22-13

FAVERSHAM TOWN AWAY — 9 games
6 W 2 D 1 L — **2.22** pts/game · goals 19-9

BROADBRIDGE HEATH AWAY — 9 games
4 W 2 D 3 L — **1.56** pts/game · goals 15-11

FAVERSHAM TOWN AT HOME — 10 games
6 W 2 D 2 L — **2.00** pts/game · goals 23-17

EVERY LEAGUE RESULT

OLDEST LEFT, LATEST RIGHT · H HOME, A AWAY

BROADBRIDGE HEA...	2-2 H	4-1 H	3-0 H	3-1 H	4-1 A	1-2 A	1-2 A	1-3 H	1-1 H	1-1 A	2-3 A	2-2 H	2-1 A	1-1 A	2-1 H	2-2 H	2-0 A	2-0 H	1-0 A
FAVERSHAM TOWN	2-2 A	4-2 H	3-2 H	4-3 H	3-1 H	2-3 H	2-3 A	0-0 H	2-2 H	1-1 A	3-0 A	4-2 A	1-0 A	1-0 A	1-3 H	2-1 A	3-0 A	3-1 H	1-0 H

COMMON OPPONENTS

LEAGUE RESULTS AGAINST THE 14 SIDES BOTH HAVE PLAYED

OPPONENT	BROADBRIDG...	FAVERSHAM T...
Cray Valley PM	4-1A	1-1A
Deal Town	1-1H	4-2H 4-2A
Erith Town	1-0A	0-0H
Hastings United	2-0H	1-0A
Herne Bay	1-2A 2-2H	3-1H
Horley Town	4-1H	3-0A
Margate	2-0A	1-0A
Merstham	3-1H	1-3H
Peacehaven & Telsco...	3-0H	1-0H
Sevenoaks Town	2-3A	2-2A 3-1H
Sheppey United	1-1A	3-2H
Sittingbourne	2-2H	3-0A
South Park (Reigate)	2-2H 1-2A	2-2H
Whitstable Town	1-3H	2-3H

Points against these sides: Broadbridge Heath 26 from 16 games (1.62 a game) · Faversham Town 34 from 16 (2.12)

KEY NUMBERS

5-4-1
Broadbridge Heath at home (W-D-L).

6-2-1
Faversham Town away (W-D-L).

5-0 · 7-1
Goals for-against, last 3 league games, home side first.

Sources: fulltime.thefa.com, footballwebpages.co.uk, dugoutdatahub.com

League games only · figures to Fri 27 Nov

PLATINUM PARTNER
PULSE WATER WATER HYGIENE & TREATMENT SERVICES
Legionella risk assessments · water hygiene · softening & filtration
pulsewater.co.uk · helpdesk@pulsewater.co.uk · 01622 535103

ISTHMIAN SOUTH EAST · EVERY SUSSEX CLUB TODAY

DOUGIE'S PREVIEWS (CONT.)

SAT 28 NOV

By Dougie · Dugout AI

ISTHMIAN SOUTH EAST

FULL STATS P51 KO 15:00 DOUGIE'S CALL 2-2

CROWBOROUGH ATHLETIC

18th · 21 pts · P19

L L L W W

SITTINGBOURNE

13th · 25 pts · P19

D L D W L

Forster and Samuel-Smikle, 22 goals between them

Crowborough's games are rarely quiet. They have scored 36 and conceded 42 in 19 league games, more than four goals a game, and Harry Forster and Rushaar Samuel-Smikle have 11 league goals each, 22 between them and the joint-second highest pair in the division behind Sevenoaks' Nathan Jeche. After four straight defeats, including a 7-2 home thumping by Cray Valley and 4-1 at Whitstable, they have won their last two: 2-0 at Ashford United and 3-1 against Deal Town last Saturday. They are 18th on 21 points. At the Crowborough Community Stadium they have won four, drawn one and lost five. Sittingbourne are 13th on 25 points. They lost 4-2 at Sevenoaks last Saturday after beating South Park 1-0 the week before. They have been better travellers than hosts: four away wins, three draws and three defeats from ten, against three wins at home. Harvey Smith is their top scorer with seven. Their recent away record includes a 3-1 win at Cray Valley and a 3-3 at Herne Bay. Crowborough have the firepower; Sittingbourne have the knack of picking up points away. Both sides concede freely, so goals are likely.

DOUGIE'S DOSSIER

CROWBOROUGH ATHLETIC · LAST FIVE

L	0-1	Sheppey United
L	2-7	Cray Valley PM
L	1-4	Whitstable Town
W	2-0	Ashford United
W	3-1	Deal Town

4-1-5 home W-D-L
1.9 scored per game
2.2 conceded per game
1.11 points per game

Scorers: Harry Forster 11, Rushaar Samuel-Smikle 11

SITTINGBOURNE · LAST FIVE

D	3-3	Herne Bay
L	0-2	Steyning Town
D	2-2	Broadbridge Heath
W	1-0	South Park (Reigate)
L	2-4	Sevenoaks Town

4-3-3 away W-D-L
1.5 scored per game
1.8 conceded per game
1.32 points per game

Scorers: Harvey Smith 7

ISTHMIAN SOUTH EAST

FULL STATS P52 KO 15:00 DOUGIE'S CALL 3-0

ERITH TOWN

2nd · 36 pts · P18

W W D W L

EASTBOURNE TOWN

21st · 11 pts · P19

L L L D D

Third meeting of the season, and it has been one-way

The third meeting of the season, and Eastbourne Town will hope it goes differently. Erith beat them 3-0 in the FA Cup preliminary round in August and 2-0 in the FA Trophy in September. Erith are second on 36 points from 18 games, four behind Faversham. They had won all eight home league games until Broadbridge Heath beat them 1-0 on Tuesday, and they have scored 44 league goals, the most in the division. Before Tuesday they had beaten Deal 4-2, Sheppey 4-3, Merstham 3-1 away and Margate 3-0, with a 3-3 at Peacehaven in between. Eastbourne Town are 21st on 11 points and 13 league games without a win. They have not won away all season: three draws and six defeats. They have failed to score in nine league games. The small positives come from the last fortnight: a 1-1 at Sheppey and a 0-0 at home to third-placed Whitstable, two points from two games after a long losing run. If they can bring that discipline to Erith, who will be smarting from Tuesday, they have a chance of another point. If Erith score early, it could be a long afternoon.

DOUGIE'S DOSSIER

ERITH TOWN · LAST FIVE

W	4-3	Sheppey United
W	3-1	Merstham
D	3-3	Peacehaven & Telscombe
W	3-0	Margate
L	0-1	Broadbridge Heath

8-0-1 home W-D-L
2.4 scored per game
1.4 conceded per game
2.00 points per game

EASTBOURNE TOWN · LAST FIVE

L	1-5	Merstham
L	0-3	AFC Croydon Athletic
L	1-2	Faversham Town
D	1-1	Sheppey United
D	0-0	Whitstable Town

0-3-6 away W-D-L
1.1 scored per game
2.1 conceded per game
0.58 points per game

Sources: fulltime.thefa.com, footballwebpages.co.uk, dugoutdatahub.com

Form: last five league games, latest on the right

PLATINUM PARTNER

PULSE WATER
WATER HYGIENE & TREATMENT SERVICES

Legionella risk assessments · water hygiene · softening & filtration
pulsewater.co.uk · helpdesk@pulsewater.co.uk · 01622 535103

CROWBOROUGH ATHLETIC

18th · 21 pts · P19

STATS ZONE · ISTHMIAN SOUTH EAST

V

Sat 28 Nov · 15:00

DOUGIE'S PREVIEW P50

SITTINGBOURNE

13th · 25 pts · P19

TALE OF THE TAPE

CROWBOROUGH ATHLETIC LEFT · SITTINGBOURNE RIGHT · COLOURED BAR IS THE BETTER FIGURE

18th	LEAGUE POSITION	13th
1.11	POINTS PER GAME	1.32
1.9	SCORED PER GAME	1.5
2.2	CONCEDED PER GAME	1.8
-6	GOAL DIFFERENCE	-5
4	CLEAN SHEETS	2
2	FAILED TO SCORE	3
13/19	BOTH TEAMS SCORED	14/19
15/19	3+ GOALS IN GAME	13/19
10	POINTS, LAST 8	8

THE RACE SO FAR

POINTS AFTER EACH LEAGUE GAME · — CROWBOROUGH ATHLETIC — SITTINGBOURNE

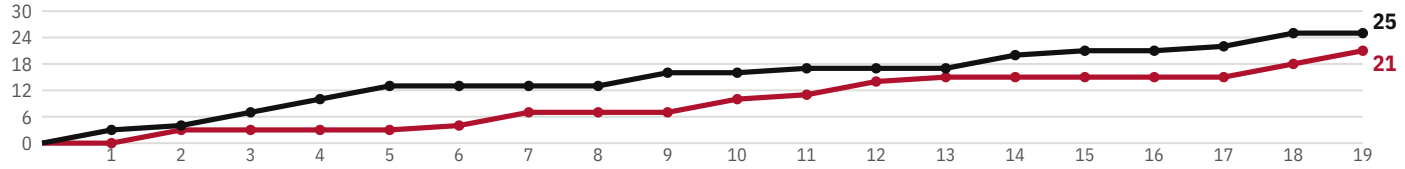

HOME AND AWAY

TODAY'S MATCH-UPS HIGHLIGHTED

CROWBOROUGH ATHLETIC AT HOME — 10 games
4 W 1 D 5 L — **1.30** pts/game · goals 20-23

SITTINGBOURNE AWAY — 10 games
4 W 3 D 3 L — **1.50** pts/game · goals 18-18

CROWBOROUGH ATHLETIC AWAY — 9 games
2 W 2 D 5 L — **0.89** pts/game · goals 16-19

SITTINGBOURNE AT HOME — 9 games
3 W 1 D 5 L — **1.11** pts/game · goals 11-16

EVERY LEAGUE RESULT

OLDEST LEFT, LATEST RIGHT · H HOME, A AWAY

CROWBOROUGH AT...	1-2	1-0	0-2	3-4	1-3	2-2	5-2	2-4	1-3	3-0	3-3	3-0	2-2	1-2	0-1	2-7	1-4	2-0	3-1
	A	H	H	A	H	A	H	H	A	A	H	H	A	A	H	H	A	A	H
SITTINGBOURNE	2-1	1-1	2-1	3-2	1-0	0-1	2-3	1-3	2-1	1-2	1-1	0-3	2-3	3-1	3-3	0-2	2-2	1-0	2-4
	A	H	A	H	A	H	H	A	H	A	A	H	H	A	A	H	A	H	A

COMMON OPPONENTS

LEAGUE RESULTS AGAINST THE 14 SIDES BOTH HAVE PLAYED

OPPONENT	CROWBOROU...	SITTINGBOU...
AFC Croydon Athletic	1-3H	2-1A
Ashford United	2-0A	3-2H
Broadbridge Heath	1-2A	2-2A
Cray Valley PM	2-7H	1-1H, 3-1A
Erith Town	2-4H	1-2A
Hastings United	3-4A	2-3H
Horley Town	3-0H	1-3A
Merstham	2-2A	2-1H
Peacehaven & Telsco...	2-2A	0-1H
Punjab United	1-3A	1-0A
Sevenoaks Town	5-2H	2-4A
South Park (Reigate)	0-2H	1-0H
Steyning Town	1-0H, 3-0A	0-2H
Whitstable Town	1-4A	2-1A, 2-3H

Points against these sides: Crowborough Athletic 17 from 15 games (1.13 a game) · Sittingbourne 23 from 16 (1.44)

KEY NUMBERS

4-1-5
Crowborough Athletic at home (W-D-L).

4-3-3
Sittingbourne away (W-D-L).

6-5 · 5-6
Goals for-against, last 3 league games, home side first.

Sources: fulltime.thefa.com, footballwebpages.co.uk, dugoutdatahub.com

League games only · figures to Fri 27 Nov

PLATINUM PARTNER
PULSE WATER
WATER HYGIENE & TREATMENT SERVICES
Legionella risk assessments · water hygiene · softening & filtration
pulsewater.co.uk · helpdesk@pulsewater.co.uk · 01622 535103

STATS ZONE · ISTHMIAN SOUTH EAST

ERITH TOWN V EASTBOURNE TOWN

ERITH TOWN: 2nd · 36 pts · P18

Sat 28 Nov · 15:00

DOUGIE'S PREVIEW P50

EASTBOURNE TOWN: 21st · 11 pts · P19

TALE OF THE TAPE

ERITH TOWN LEFT · EASTBOURNE TOWN RIGHT · COLOURED BAR IS THE BETTER FIGURE

ERITH TOWN		EASTBOURNE TOWN
2nd	LEAGUE POSITION	21st
2.00	POINTS PER GAME	0.58
2.4	SCORED PER GAME	1.1
1.4	CONCEDED PER GAME	2.1
+19	GOAL DIFFERENCE	-19
4	CLEAN SHEETS	3
4	FAILED TO SCORE	9
11/18	BOTH TEAMS SCORED	8/19
12/18	3+ GOALS IN GAME	12/19
16	POINTS, LAST 8	2

THE RACE SO FAR

POINTS AFTER EACH LEAGUE GAME · — ERITH TOWN — EASTBOURNE TOWN

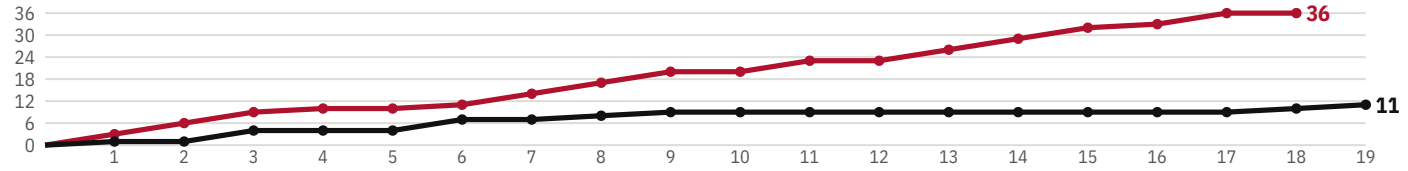

HOME AND AWAY

TODAY'S MATCH-UPS HIGHLIGHTED

ERITH TOWN AT HOME — 9 games
8 W 0 D 1 L — **2.67** pts/game · goals 28-9

EASTBOURNE TOWN AWAY — 9 games
0 W 3 D 6 L — **0.33** pts/game · goals 7-24

ERITH TOWN AWAY — 9 games
3 W 3 D 3 L — **1.33** pts/game · goals 16-16

EASTBOURNE TOWN AT HOME — 10 games
2 W 2 D 6 L — **0.80** pts/game · goals 14-16

EVERY LEAGUE RESULT

OLDEST LEFT, LATEST RIGHT · H HOME, A AWAY

ERITH TOWN	2-0 H	4-0 H	5-1 H	1-1 A	2-3 A	0-0 A	2-1 H	4-1 H	4-2 A	0-2 A	3-2 A	0-2 A	4-2 H	4-3 H	3-1 A	3-3 A	3-0 H	0-1 H
EASTBOURNE TOWN	1-1 A	0-2 H	5-0 H	0-1 H	0-4 A	7-0 H	0-5 A	2-2 A	1-1 H	0-3 H	0-1 A	1-3 A	0-4 H	1-2 A	1-5 A	0-3 H	1-2 H	1-1 A	0-0 H

COMMON OPPONENTS

LEAGUE RESULTS AGAINST THE 15 SIDES BOTH HAVE PLAYED

OPPONENT	ERITH TOWN	EASTBOURNE...	OPPONENT	ERITH TOWN	EASTBOURNE...	OPPONENT	ERITH TOWN	EASTBOURNE...
AFC Croydon Athletic	2-3A	0-3H	Horley Town	2-0H 3-2A	7-0H	Sevenoaks Town	4-0H	0-5A
Deal Town	4-2H	2-2A	Margate	3-0H	1-2A	Sheppey United	4-3H	1-1A
Faversham Town	0-0A	1-2H	Merstham	3-1A	1-5A	Sittingbourne	2-1H	1-1H
Hastings United	0-2A	0-2H 1-3A	Peacehaven & Telsco...	3-3A	5-0H	South Park (Reigate)	1-1A	0-3H
Herne Bay	4-1H	0-1A	Punjab United	5-1H	1-1A 0-4H	Whitstable Town	0-2A	0-0H

Points against these sides: Erith Town 33 from 16 games (2.06 a game) · Eastbourne Town 11 from 17 (0.65)

KEY NUMBERS

8-0-1
Erith Town at home (W-D-L).

0-3-6
Eastbourne Town away (W-D-L).

6-4 · 2-3
Goals for-against, last 3 league games, home side first.

Sources: fulltime.thefa.com, footballwebpages.co.uk, dugoutdatahub.com

League games only · figures to Fri 27 Nov

PLATINUM PARTNER
PULSE WATER WATER HYGIENE & TREATMENT SERVICES
Legionella risk assessments · water hygiene · softening & filtration
pulsewater.co.uk · helpdesk@pulsewater.co.uk · 01622 535103

ISTHMIAN SOUTH EAST · EVERY SUSSEX CLUB TODAY

DOUGIE'S PREVIEWS (CONT.)

SAT 28 NOV

By Dougie · Dugout AI

ISTHMIAN SOUTH EAST

FULL STATS P54 KO 15:00 DOUGIE'S CALL 1-2

MARGATE
14th · 25 pts · P19

L W L L L

STEYNING TOWN
15th · 24 pts · P19

W L W W L

Steyning still have not drawn a game

Steyning Town have played 19 Isthmian South East games and drawn none: eight wins and 11 defeats. Last season's SCFL champions, who won the league with 95 points, are 15th on 24 points in their first season at Step 4. They are better on the road than at home, with five away wins from ten, including 4-3 at Herne Bay, 2-0 at Sittingbourne and 4-1 at Hastings a fortnight ago. Alex Brewer has eight league goals. They lost 4-2 at home to Punjab United last Saturday after leading the way for much of the season's second month. Margate are 14th, one point better off, and in a bad run. They have lost three in a row without scoring: 2-0 at Ashford United, 2-0 at home to Broadbridge Heath and 3-0 at Erith last Saturday. They have failed to score in seven league games and have won three of nine at home. In fairness, they have also won 2-1 against Sheppey and Eastbourne Town at Hartsdown Park in recent weeks. This is the kind of game Steyning have been winning: away to a side short of confidence. With no draws in their locker, it will be a win or a loss; Dougie goes with the visitors.

DOUGIE'S DOSSIER

MARGATE · LAST FIVE

L	0-1	Faversham Town
W	2-1	Eastbourne Town
L	0-2	Ashford United
L	0-2	Broadbridge Heath
L	0-3	Erith Town

3-2-4 home W-D-L
1.4 scored per game
1.7 conceded per game
1.32 points per game

STEYNING TOWN · LAST FIVE

W	2-0	Sittingbourne
L	2-3	AFC Croydon Athletic
W	2-1	Horley Town
W	4-1	Hastings United
L	2-4	Punjab United

Scorers: Alex Brewer 8

5-0-5 away W-D-L
1.5 scored per game
2.0 conceded per game
1.26 points per game

ISTHMIAN SOUTH EAST

FULL STATS P55 KO 15:00 DOUGIE'S CALL 3-0

MERSTHAM
17th · 22 pts · P17

W W L L W

HORLEY TOWN
22nd · 10 pts · P19

L L L L L

Ten defeats in a row for Horley

Horley Town are in real trouble. They are bottom of the Isthmian South East on ten points, have lost their last ten league games and have conceded 56, the most in the division. They have failed to score in eight league games, and their one away win all season came early on; since then it has been a draw at Ashford and seven defeats on the road. The last two have been 3-0 defeats, at home to Faversham and at Herne Bay, and before that they lost 2-1 to Steyning. Merstham are 17th on 22 points from 17 games, so they have played fewer than most, and they beat Deal 4-1 on Tuesday. That was their third win in five, after a 5-1 against Eastbourne Town and a 3-1 win at leaders Faversham. They also lost 3-1 at home to Erith and 4-1 at Cray Valley in that run, so they are not without wobbles. At home they have won four, drawn two and lost two. Gil Carvalho has nine league goals for Merstham. Horley need something to stop the slide: a goal early, a clean sheet, anything. On the evidence of the last two months, Merstham should be too strong.

DOUGIE'S DOSSIER

MERSTHAM · LAST FIVE

W	5-1	Eastbourne Town
W	3-1	Faversham Town
L	1-3	Erith Town
L	1-4	Cray Valley PM
W	4-1	Deal Town

Scorers: Gil Carvalho 9

4-2-2 home W-D-L
1.9 scored per game
1.8 conceded per game
1.29 points per game

HORLEY TOWN · LAST FIVE

L	2-3	Sevenoaks Town
L	2-4	Whitstable Town
L	1-2	Steyning Town
L	0-3	Faversham Town
L	0-3	Herne Bay

1-1-8 away W-D-L
1.2 scored per game
3.0 conceded per game
0.53 points per game

Sources: fulltime.thefa.com, footballwebpages.co.uk, dugoutdatahub.com

Form: last five league games, latest on the right

PLATINUM PARTNER

PULSE WATER
WATER HYGIENE & TREATMENT SERVICES

Legionella risk assessments · water hygiene · softening & filtration
pulsewater.co.uk · helpdesk@pulsewater.co.uk · 01622 535103

STATS ZONE · ISTHMIAN SOUTH EAST

MARGATE
14th · 25 pts · P19

V

Sat 28 Nov · 15:00

DOUGIE'S PREVIEW P53

STEYNING TOWN
15th · 24 pts · P19

TALE OF THE TAPE

MARGATE LEFT · STEYNING TOWN RIGHT · COLOURED BAR IS THE BETTER FIGURE

MARGATE		STEYNING TOWN
14th	LEAGUE POSITION	15th
1.32	POINTS PER GAME	1.26
1.4	SCORED PER GAME	1.5
1.7	CONCEDED PER GAME	2.1
-7	GOAL DIFFERENCE	-10
3	CLEAN SHEETS	3
7	FAILED TO SCORE	6
10/19	BOTH TEAMS SCORED	10/19
13/19	3+ GOALS IN GAME	13/19
7	POINTS, LAST 8	12

THE RACE SO FAR

POINTS AFTER EACH LEAGUE GAME · — MARGATE — STEYNING TOWN

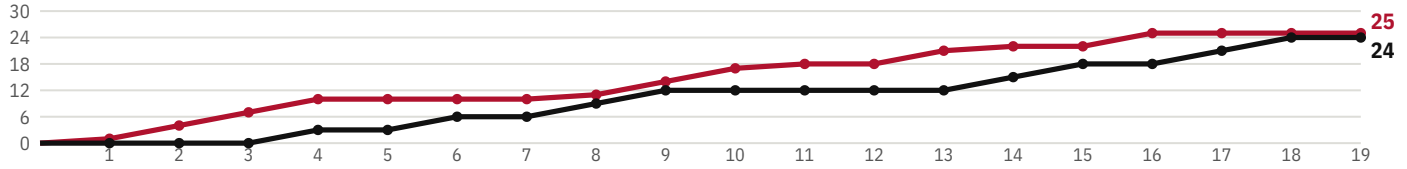

HOME AND AWAY

TODAY'S MATCH-UPS HIGHLIGHTED

MARGATE AT HOME — 9 games
3 W 2 D 4 L — **1.22** pts/game · goals 12-18

STEYNING TOWN AWAY — 10 games
5 W 0 D 5 L — **1.50** pts/game · goals 15-20

MARGATE AWAY — 10 games
4 W 2 D 4 L — **1.40** pts/game · goals 14-15

STEYNING TOWN AT HOME — 9 games
3 W 0 D 6 L — **1.00** pts/game · goals 14-19

EVERY LEAGUE RESULT

OLDEST LEFT, LATEST RIGHT · H HOME, A AWAY

MARGATE	0-0 A	2-1 H	1-0 A	3-0 A	2-3 H	1-2 A	0-2 A	2-2 H	3-2 A	3-1 A	2-2 H	0-5 H	2-1 H	3-3 A	0-1 H	2-1 H	0-2 A	0-2 H	0-3 A
STEYNING TOWN	0-2 H	0-1 A	1-3 A	1-0 A	1-5 A	2-1 A	0-2 H	3-2 H	4-3 A	0-4 A	1-2 H	0-3 H	0-2 A	4-0 H	2-0 A	2-3 H	2-1 H	4-1 A	2-4 H

COMMON OPPONENTS

LEAGUE RESULTS AGAINST THE 14 SIDES BOTH HAVE PLAYED

OPPONENT	MARGATE	STEYNING TO...
AFC Croydon Athletic	3-1A	2-3H
Ashford United	0-2A	0-2H 0-2A
Crowborough Athletic	2-1H 3-3A	0-1A 0-3H
Eastbourne Town	2-1H	1-0A
Faversham Town	0-1H	3-2H
Hastings United	2-2H	4-1A
Herne Bay	0-2A	4-3A
Merstham	0-5H	1-3A
Peacehaven & Telsco...	3-2A	2-1A
Punjab United	2-2H	2-4H
Sevenoaks Town	1-2A	0-2H
Sheppey United	1-0A 2-1H	1-2H
South Park (Reigate)	2-3H	1-5A
Whitstable Town	3-0A	0-4A

Points against these sides: Margate 24 from 16 games (1.50 a game) · Steyning Town 15 from 16 (0.94)

KEY NUMBERS

3-2-4
Margate at home (W-D-L).

5-0-5
Steyning Town away (W-D-L).

0-7 · 8-6
Goals for-against, last 3 league games, home side first.

Sources: fulltime.thefa.com, footballwebpages.co.uk, dugoutdatahub.com

League games only · figures to Fri 27 Nov

PLATINUM PARTNER
PULSE WATER
WATER HYGIENE & TREATMENT SERVICES
Legionella risk assessments · water hygiene · softening & filtration
pulsewater.co.uk · helpdesk@pulsewater.co.uk · 01622 535103

STATS ZONE · ISTHMIAN SOUTH EAST

MERSTHAM V HORLEY TOWN

MERSTHAM: 17th · 22 pts · P17

Sat 28 Nov · 15:00

DOUGIE'S PREVIEW P53

HORLEY TOWN: 22nd · 10 pts · P19

TALE OF THE TAPE

MERSTHAM LEFT · HORLEY TOWN RIGHT · COLOURED BAR IS THE BETTER FIGURE

MERSTHAM		HORLEY TOWN
17th	LEAGUE POSITION	22nd
1.29	POINTS PER GAME	0.53
1.9	SCORED PER GAME	1.2
1.8	CONCEDED PER GAME	2.9
+3	GOAL DIFFERENCE	-33
3	CLEAN SHEETS	0
3	FAILED TO SCORE	8
12/17	BOTH TEAMS SCORED	11/19
13/17	3+ GOALS IN GAME	17/19
13	POINTS, LAST 8	0

THE RACE SO FAR

POINTS AFTER EACH LEAGUE GAME · — MERSTHAM — HORLEY TOWN

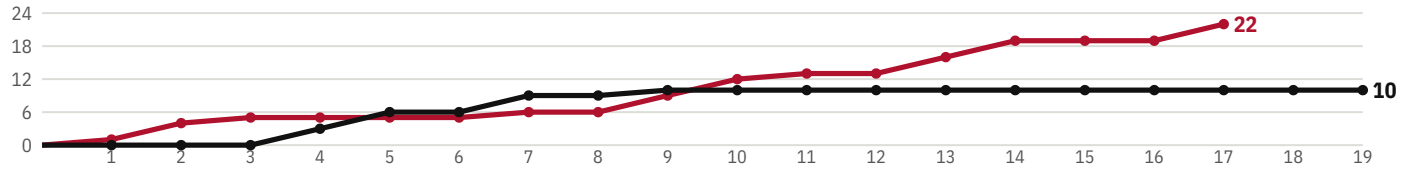

HOME AND AWAY

TODAY'S MATCH-UPS HIGHLIGHTED

MERSTHAM AT HOME — 8 games
4 W 2 D 2 L — **1.75** pts/game · goals 19-13

HORLEY TOWN AWAY — 10 games
1 W 1 D 8 L — **0.40** pts/game · goals 8-28

MERSTHAM AWAY — 9 games
2 W 2 D 5 L — **0.89** pts/game · goals 14-17

HORLEY TOWN AT HOME — 9 games
2 W 0 D 7 L — **0.67** pts/game · goals 15-28

EVERY LEAGUE RESULT

OLDEST LEFT, LATEST RIGHT · H HOME, A AWAY

MERSTHAM	3-3 H	3-1 H	1-1 A	1-3 A	2-3 A	0-3 A	2-2 H	1-2 A	1-0 H	5-0 A	0-0 A	0-2 H	5-1 H	3-1 A	1-3 H	1-4 A	4-1 H	
HORLEY TOWN	0-4 H	0-2 A	1-4 A	2-1 A	3-2 H	0-7 A	3-1 H	2-3 A	2-2 A	3-5 H	0-3 H	2-3 H	0-1 A	0-3 A	2-3 H	2-4 H	1-2 A	0-3 H	0-3 A

COMMON OPPONENTS

LEAGUE RESULTS AGAINST THE 13 SIDES BOTH HAVE PLAYED

OPPONENT	MERSTHAM	HORLEY TOWN
Ashford United	0-2H	2-2A
Broadbridge Heath	1-3A	1-4A
Cray Valley PM	1-4A	0-3H
Crowborough Athletic	2-2H	0-3A
Eastbourne Town	5-1H	0-7A
Erith Town	1-3H	0-2A 2-3H
Faversham Town	3-1A	0-3H
Hastings United	0-3A	3-2H
Peacehaven & Telsco...	3-3H 0-0A	3-5H
Punjab United	1-0H	2-3A
Sevenoaks Town	1-1A	2-3H
Sittingbourne	1-2A	3-1H
Steyning Town	3-1H	1-2A

Points against these sides: Merstham 16 from 14 games (1.14 a game) · Horley Town 7 from 14 (0.50)

KEY NUMBERS

4-2-2
Merstham at home (W-D-L).

1-1-8
Horley Town away (W-D-L).

6-8 · 1-8
Goals for-against, last 3 league games, home side first.

Sources: fulltime.thefa.com, footballwebpages.co.uk, dugoutdatahub.com

League games only · figures to Fri 27 Nov

PLATINUM PARTNER
PULSE WATER WATER HYGIENE & TREATMENT SERVICES
Legionella risk assessments · water hygiene · softening & filtration
pulsewater.co.uk · helpdesk@pulsewater.co.uk · 01622 535103

ISTHMIAN SOUTH EAST · EVERY SUSSEX CLUB TODAY

DOUGIE'S PREVIEWS (CONT.)

SAT 28 NOV

By Dougie · Dugout AI

ISTHMIAN SOUTH EAST

FULL STATS P57 KO 14:00 DOUGIE'S CALL 2-1

PUNJAB UNITED

9th · 29 pts · P19

W D D W W

HASTINGS UNITED

6th · 31 pts · P18

L W L L L

Hastings have lost five of six

Two teams heading in opposite directions. Punjab United are eight league games unbeaten and won 4-2 at Steyning last Saturday. They are ninth on 29 points and have won their last five home games: 3-2 against Horley, 3-1 against Crowborough, 3-1 against Cray Valley, 2-1 against Herne Bay and 3-0 against Ashford United. Six of their eight league wins have come at home. Hastings United are sixth on 31 points but have lost five of their last six league games. They lost 1-0 to Faversham and 1-0 to Deal at the Pilot Field, won 3-0 at Cray Valley, then lost 3-0 at home to Sevenoaks, 4-1 at home to Steyning and 2-0 at Broadbridge Heath last Saturday. That is one goal in their last three games. Before the slide they were among the early leaders, winning eight of their first 12. Kesna Clarke and Max Walsh have eight league goals each. Away from home they have still won five of nine, so the road might suit them. But Punjab's home form is the best thing about this fixture. The kick-off is at 2pm, an hour earlier than the rest of the division.

DOUGIE'S DOSSIER

PUNJAB UNITED · LAST FIVE

W	2-1	Herne Bay
D	2-2	South Park (Reigate)
D	0-0	Whitstable Town
W	3-0	Ashford United
W	4-2	Steyning Town

6-1-2 home W-D-L
1.9 scored per game
1.8 conceded per game
1.53 points per game

HASTINGS UNITED · LAST FIVE

L	0-1	Deal Town
W	3-0	Cray Valley PM
L	0-3	Sevenoaks Town
L	1-4	Steyning Town
L	0-2	Broadbridge Heath

Scorers: Kesna Clarke 8, Max Walsh 8

5-1-3 away W-D-L
1.8 scored per game
1.5 conceded per game
1.72 points per game

Sources: fulltime.thefa.com, footballwebpages.co.uk, dugoutdatahub.com

Form: last five league games, latest on the right

PLATINUM PARTNER

PULSE WATER
WATER HYGIENE & TREATMENT SERVICES

Legionella risk assessments · water hygiene · softening & filtration
pulsewater.co.uk · helpdesk@pulsewater.co.uk · 01622 535103

STATS ZONE · ISTHMIAN SOUTH EAST

PUNJAB UNITED
9th · 29 pts · P19

V

Sat 28 Nov · 14:00

DOUGIE'S PREVIEW P56

HASTINGS UNITED
6th · 31 pts · P18

TALE OF THE TAPE

PUNJAB UNITED LEFT · HASTINGS UNITED RIGHT · COLOURED BAR IS THE BETTER FIGURE

9th	LEAGUE POSITION	6th
1.53	POINTS PER GAME	1.72
1.9	SCORED PER GAME	1.8
1.8	CONCEDED PER GAME	1.5
+1	GOAL DIFFERENCE	+6
3	CLEAN SHEETS	4
4	FAILED TO SCORE	4
13/19	BOTH TEAMS SCORED	10/18
15/19	3+ GOALS IN GAME	13/18
20	POINTS, LAST 8	9

THE RACE SO FAR

POINTS AFTER EACH LEAGUE GAME · — PUNJAB UNITED — HASTINGS UNITED

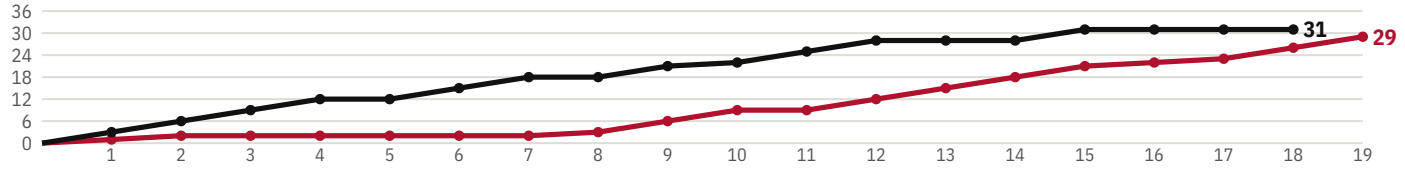

HOME AND AWAY

TODAY'S MATCH-UPS HIGHLIGHTED

PUNJAB UNITED AT HOME — 9 games
6 W 1 D 2 L — **2.11** pts/game · goals 17-11

HASTINGS UNITED AWAY — 9 games
5 W 1 D 3 L — **1.78** pts/game · goals 18-13

PUNJAB UNITED AWAY — 10 games
2 W 4 D 4 L — **1.00** pts/game · goals 19-24

HASTINGS UNITED AT HOME — 9 games
5 W 0 D 4 L — **1.67** pts/game · goals 15-14

EVERY LEAGUE RESULT

OLDEST LEFT, LATEST RIGHT · H HOME, A AWAY

PUNJAB UNITED	1-1	2-2	1-5	0-1	3-4	1-6	0-3	2-2	2-1	3-2	0-1	3-1	3-1	4-0	2-1	2-2	0-0	3-0	4-2
	H	A	A	H	A	A	H	A	H	H	A	H	H	A	H	A	A	H	A
HASTINGS UNITED	2-1	2-0	3-1	4-3	2-3	3-0	3-2	1-2	2-1	2-2	2-0	3-1	0-1	0-1	3-0	0-3	1-4	0-2	
	H	A	A	H	A	H	A	A	A	A	H	H	H	H	A	H	H	A	

COMMON OPPONENTS

LEAGUE RESULTS AGAINST THE 15 SIDES BOTH HAVE PLAYED

OPPONENT	PUNJAB UNIT...	HASTINGS U...
AFC Croydon Athletic	2-1H	2-1H
Ashford United	3-0H	3-1A
Cray Valley PM	2-2A 3-1H	3-0A
Crowborough Athletic	3-1H	4-3H
Deal Town	1-6A	0-1H
Eastbourne Town	1-1H 4-0A	2-0A 3-1H
Erith Town	1-5A	2-0H
Faversham Town	3-4A	0-1H
Horley Town	3-2H	2-3A
Margate	2-2A	2-2A
Merstham	0-1A	3-0H
Sheppey United	0-3H	2-1A
Sittingbourne	0-1H	3-2A
South Park (Reigate)	2-2A	1-2A
Steyning Town	4-2A	1-4H

Points against these sides: Punjab United 25 from 17 games (1.47 a game) · Hastings United 31 from 16 (1.94)

KEY NUMBERS

6-1-2
Punjab United at home (W-D-L).

5-1-3
Hastings United away (W-D-L).

7-2 · 1-9
Goals for-against, last 3 league games, home side first.

Sources: fulltime.thefa.com, footballwebpages.co.uk, dugoutdatahub.com

League games only · figures to Fri 27 Nov

PLATINUM PARTNER
PULSE WATER
WATER HYGIENE & TREATMENT SERVICES
Legionella risk assessments · water hygiene · softening & filtration
pulsewater.co.uk · helpdesk@pulsewater.co.uk · 01622 535103

ISTHMIAN FOOTBALL LEAGUE

STEP 4 · MILES ON THE ROAD

ISTHMIAN SOUTH EAST

TODAY'S AWAY DAYS

LONGEST DRIVE
105 miles
Steyning Town to Margate

SHORTEST DRIVE
7.8 miles
Horley Town to Merstham

AWAY MILES TODAY
606 miles
11 road trips, one way. 1,212 there and back

AVERAGE AWAY TRIP
55 miles
one way, by road

WHERE THEY ARE PLAYING

● home ground · ○ where the away side sets off · ▬ longest drive

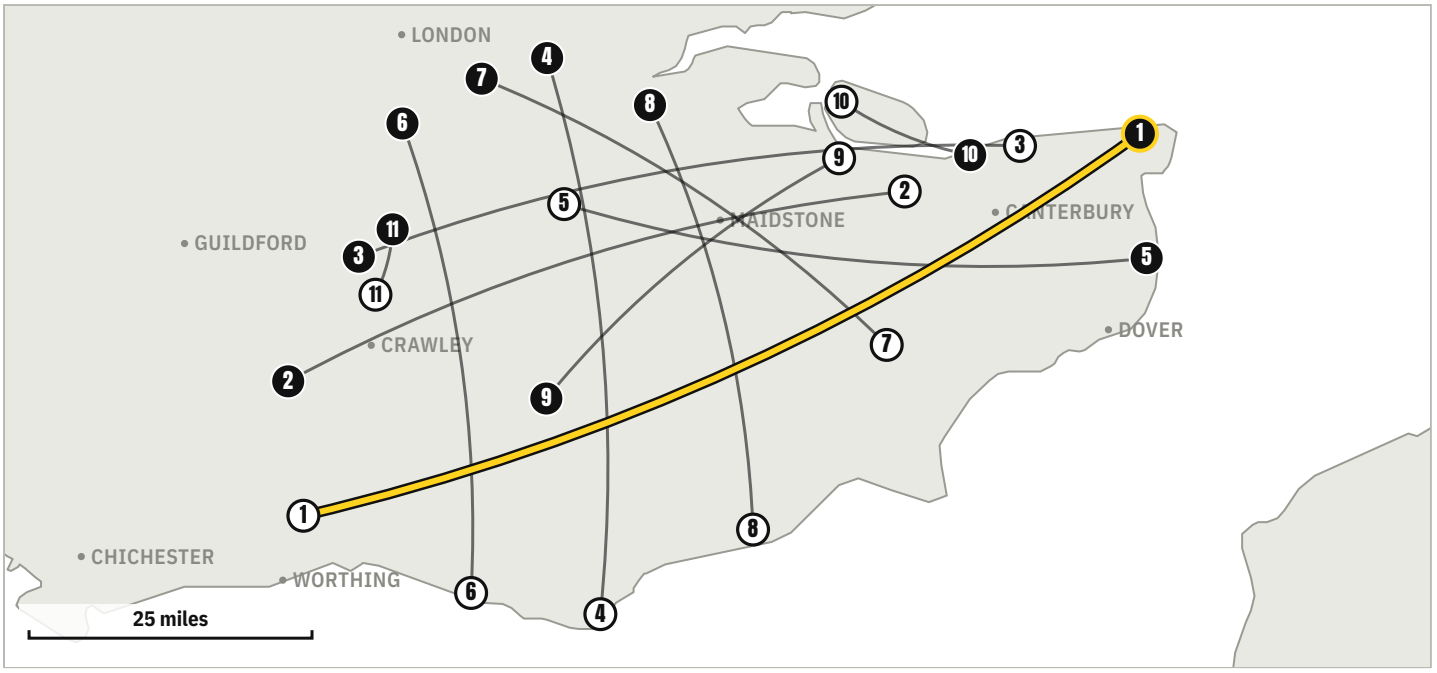

HOW FAR THEY DRIVE

Today's league games · miles by road, numbers match the map

#	HOME V AWAY (THE TRAVELLERS)	ONE WAY	RETURN
1	Margate v Steyning Town	105	210
2	Broadbridge Heath v Faversham Town	72	144
3	South Park (Reigate) v Herne Bay	67	134
4	Erith Town v Eastbourne Town	63	127
5	Deal Town v Sevenoaks Town	61	121
6	AFC Croydon Athletic v Peacehaven & Telscombe	53	107
7	Cray Valley PM v Ashford United	52	104
8	Punjab United v Hastings United	51	101
9	Crowborough Athletic v Sittingbourne	45	89
10	Whitstable Town v Sheppey United	29	57
11	Merstham v Horley Town	7.8	16

Driving distance, ground to ground, one way by the fastest road route. Round trip is there and back. A few smaller grounds are placed by street or village, so allow a mile or two. Roads and grounds: © OpenStreetMap contributors, routed with OSRM. Coastline: Natural Earth.

PLATINUM PARTNER
PULSE WATER
WATER HYGIENE & TREATMENT SERVICES
Legionella risk assessments · water hygiene · softening & filtration
pulsewater.co.uk · helpdesk@pulsewater.co.uk · 01622 535103

ADVERTISEMENT

SUPPORTING SUSSEX NON-LEAGUE FOOTBALL



PLATINUM PARTNER

PULSE WATER
WATER HYGIENE & TREATMENT SERVICES

Legionella risk assessments · water hygiene · softening & filtration
pulsewater.co.uk · helpdesk@pulsewater.co.uk · 01622 535103

ISTHMIAN FOOTBALL LEAGUE

STEP 4

ISTHMIAN SOUTH CENTRAL

TABLE TO TUE 24 NOV

#	CLUB	P	W	D	L	GF	GA	GD	PTS	FORM
1	Egham Town	19	14	1	4	48	26	+22	43	W W W W W
2	Jersey Bulls	18	12	5	1	46	20	+26	41	W D L W W
3	Bognor Regis Town	19	12	4	3	40	24	+16	40	D L L W W
4	Winchester City	19	12	3	4	52	31	+21	39	W W W L W
5	Moneyfields	20	10	4	6	32	22	+10	34	W L L W W
6	Southall	16	9	5	2	37	20	+17	32	W L W W D
7	AFC Portchester	17	8	6	3	26	18	+8	30	W D W D W
8	Hayes & Yeading United	17	8	5	4	35	25	+10	29	W L W W L
9	Westfield	19	7	7	5	31	24	+7	28	W L L D L
10	Kingstonian	19	7	6	6	48	42	+6	27	W L W W D
11	Ashford Town (Middx)	19	8	2	9	36	31	+5	26	L W L L L
12	Raynes Park Vale	18	8	1	9	27	33	-6	25	L W L L L
13	Windsor & Eton	18	6	6	6	28	28	0	24	W D L D D
14	Hartley Wintney	18	7	3	8	32	37	-5	24	D L W W W
15	Bedfont Sports	18	5	5	8	26	33	-7	20	L W L W D
16	Hendon	16	4	6	6	33	34	-1	18	L D L L D
17	AFC Stoneham	17	4	5	8	22	33	-11	17	W W D D W
18	Harrow Borough	17	3	5	9	20	32	-12	14	W D L L L
19	Cobham	18	3	2	13	16	37	-21	11	L L L D L
20	Binfield	17	3	1	13	25	47	-22	10	L L W L W
21	Ascot United	19	2	3	14	24	55	-31	9	L L L L D
22	Littlehampton Town	18	1	5	12	19	51	-32	8	L L L L D

TODAY'S FIXTURES

11 games

15:00	AFC Stoneham	v	Cobham
15:00	Ashford Town (Middx)	v	Bedfont Sports
15:00	Binfield	v	Winchester City
15:00	Egham Town	v	Kingstonian
15:00	Harrow Borough	v	Moneyfields
15:00	Hartley Wintney	v	Raynes Park Vale
15:00	Hayes & Yeading Uni...	v	Littlehampton To...
15:00	Hendon	v	Ascot United
15:00	Jersey Bulls	v	Bognor Regis Town
15:00	Southall	v	AFC Portchester
15:00	Westfield	v	Windsor & Eton

TOP SCORERS

League goals

Jack Arnold	Ashford Town (Middx)	19
Lorne Bickley	Jersey Bulls	17
Connor Cullen	Egham Town	16
Oliver Stewart Balmer	Winchester City	15
Eddie Simon	Kingstonian	12
Stan Flaherty	Kingstonian	11

Football Web Pages figures, league goals only.

HOT OR NOT

points from the last five league games

▲ HOT

Egham Town 1st	W W W W W	15 pts
Winchester City 4th	W W W L W	12 pts
AFC Portchester 7th	W D W D W	11 pts

▼ NOT

Littlehampton Town 22nd	L L L L D	1 pts
Ascot United 21st	L L L L D	1 pts
Cobham 19th	L L L D L	1 pts

Sources: footballwebpages.co.uk

Form: last five league games, latest on the right

PLATINUM PARTNER

PULSE WATER
WATER HYGIENE & TREATMENT SERVICES

Legionella risk assessments · water hygiene · softening & filtration
pulsewater.co.uk · helpdesk@pulsewater.co.uk · 01622 535103

ISTHMIAN FOOTBALL LEAGUE

STEP 4 · THE LEAGUE IN NUMBERS

ISTHMIAN SOUTH CENTRAL

GRAPHICAL ANALYSIS

3.55	2.74	1.06	15/15	1/15	7
GOALS PER GAME	BEST ATTACK · PER GAME	BEST DEFENCE · CONCEDED	IN FORM · LAST FIVE	OUT OF FORM · LAST FIVE	MOST DRAWS
	Winchester C...	AFC Portches...	Egham Town	Cobham	Westfield

THE LEAGUE AT A GLANCE

every club, in table order

#	CLUB	WON · DRAWN · LOST	POINTS PER GAME · ● LAST FIVE		GOAL DIFFERENCE
1	Egham Town	14 · 4		2.26	+22
2	Jersey Bulls	12 · 5		2.28	+26
3	Bognor Regis Town	12 · 4 · 3		2.11	+16
4	Winchester City	12 · 3 · 4		2.05	+21
5	Moneyfields	10 · 4 · 6		1.70	+10
6	Southall	9 · 5 · 2		2.00	+17
7	AFC Portchester	8 · 6 · 3		1.76	+8
8	Hayes & Yeading Uni...	8 · 5 · 4		1.71	+10
9	Westfield	7 · 7 · 5		1.47	+7
10	Kingstonian	7 · 6 · 6		1.42	+6
11	Ashford Town (Middx)	8 · 9		1.37	+5
12	Raynes Park Vale	8 · 9		1.39	-6
13	Windsor & Eton	6 · 6 · 6		1.33	0
14	Hartley Wintney	7 · 3 · 8		1.33	-5
15	Bedfont Sports	5 · 5 · 8		1.11	-7
16	Hendon	4 · 6 · 6		1.12	-1
17	AFC Stoneham	4 · 5 · 8		1.00	-11
18	Harrow Borough	3 · 5 · 9		0.82	-12
19	Cobham	3 · 13		0.61	-21
20	Binfield	3 · 13		0.59	-22
21	Ascot United	3 · 14		0.47	-31
22	Littlehampton Town	5 · 12		0.44	-32

Sussex clubs underlined in gold. Bar: season points per game, out of a maximum three. Dot: last five games, green if better than the season rate, red if worse.

ATTACK V DEFENCE

per game

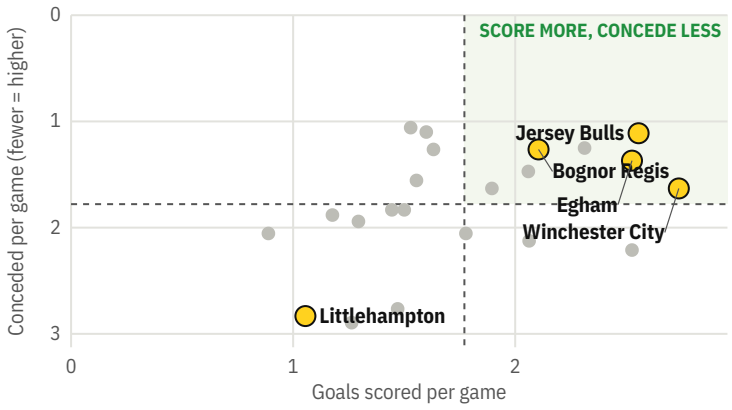

WHO IS MOVING

last five v season, points per game

RISING

AFC Stoneham	+1.20
Egham Town	+0.74
Hartley Wintney	+0.67
Binfield	+0.61

SLIPPING

Bognor Regis Town	-0.71
Hendon	-0.72
Ashford Town (Middx)	-0.77
Raynes Park Vale	-0.79

Sources: footballwebpages.co.uk

League games only · table to 2026-11-25

PLATINUM PARTNER
PULSE WATER
WATER HYGIENE & TREATMENT SERVICES
Legionella risk assessments · water hygiene · softening & filtration
pulsewater.co.uk · helpdesk@pulsewater.co.uk · 01622 535103

ISTHMIAN SOUTH CENTRAL · EVERY SUSSEX CLUB TODAY

DOUGIE'S PREVIEWS

SAT 28 NOV

By Dougie · Dugout AI

Dougie on all 2 games in the Isthmian South Central involving Sussex clubs. Form: latest on the right. Dossier: last five league results (team's score first) and venue record. Dougie's call is a prediction, not a promise.

ISTHMIAN SOUTH CENTRAL

FULL STATS P63 KO 15:00 DOUGIE'S CALL 3-0

HAYES & YEADING UNITED

8th · 29 pts · P17

W L W W L

LITTLEHAMPTON TOWN

22nd · 8 pts · P18

L L L L D

A point on Tuesday. Littlehampton need more

Littlehampton Town drew 2-2 with Kingstonian at the Sportsfield on Tuesday, a point that ended four straight defeats. The run before it was brutal: 6-0 at Egham, 1-0 at home to Southall, 2-1 at Bognor and 6-0 at home to Jersey Bulls last Saturday. They are bottom of the Isthmian South Central on eight points and ten league games without a win, with 51 conceded, the most in the division. Away from home they have three draws and five defeats, though one of those draws was 1-1 at Westfield. Hayes & Yeading are eighth on 29 points from 17 games. At home they are strong: six wins, two draws and one defeat from nine, including 3-0 against Westfield, 3-2 against Kingstonian, 5-2 against Binfield, 2-1 against Cobham and 3-1 against Ashford Town. They lost 2-1 at Bognor last Saturday. Amari Fashanu has seven league goals. Littlehampton's Tuesday point showed some fight, and Kingstonian are no pushovers. But a trip to west London to face a side that wins most weeks at home is a different test. The Marigolds need to keep it tight for as long as they can.

DOUGIE'S DOSSIER

HAYES & YEADING UNITED · LAST FIVE

W	2-1	Cobham
L	3-4	Winchester City
W	2-0	Raynes Park Vale
W	3-1	Ashford Town (Middx)
L	1-2	Bognor Regis Town

6-2-1 home W-D-L
2.1 scored per game
1.5 conceded per game
1.71 points per game

Scorers: Amari Fashanu 7

LITTLEHAMPTON TOWN · LAST FIVE

L	0-6	Egham Town
L	0-1	Southall
L	1-2	Bognor Regis Town
L	0-6	Jersey Bulls
D	2-2	Kingstonian

0-3-5 away W-D-L
1.1 scored per game
2.8 conceded per game
0.44 points per game

ISTHMIAN SOUTH CENTRAL

FULL STATS P64 KO 15:00 DOUGIE'S CALL 2-1

JERSEY BULLS

2nd · 41 pts · P18

W D L W W

BOGNOR REGIS TOWN

3rd · 40 pts · P19

D L L W W

Second v third, and one point between them

One of the games of the weekend. Second against third in the Isthmian South Central, one point apart, and both within three of leaders Egham Town (43). Jersey Bulls are on 41 points from 18 games and unbeaten at home (W6 D1). They won 6-0 at Littlehampton last Saturday and 3-0 against Harrow Borough the week before. Lorne Bickley has 17 league goals, second in the division to Ashford Town's Jack Arnold, and James Sunley has eight. Jersey have scored 46 and conceded 20, and have kept seven league clean sheets. Bognor are on 40 points from 19 games. They have won their last two, 2-1 against Littlehampton and 2-1 against Hayes & Yeading, after back-to-back defeats by Egham and Windsor & Eton. Away from Nyewood Lane they have won five of nine, including 5-4 at Kingstonian and 2-1 at Ascot. They have scored 40 and conceded 24. The trip includes a flight, so this is a long day for the Rocks. A win would take Bognor above Jersey and level with Egham if the leaders slip at home to Kingstonian. Dougie thinks Jersey's home record edges it.

DOUGIE'S DOSSIER

JERSEY BULLS · LAST FIVE

W	3-1	AFC Portchester
D	1-1	Hayes & Yeading United
L	2-3	Hartley Wintney
W	3-0	Harrow Borough
W	6-0	Littlehampton Town

6-1-0 home W-D-L
2.6 scored per game
1.1 conceded per game
2.28 points per game

Scorers: Lorne Bickley 17, James Sunley 8

BOGNOR REGIS TOWN · LAST FIVE

D	3-3	Hendon
L	0-1	Egham Town
L	1-2	Windsor & Eton
W	2-1	Littlehampton Town
W	2-1	Hayes & Yeading United

5-2-2 away W-D-L
2.1 scored per game
1.3 conceded per game
2.11 points per game

Sources: fulltime.thefa.com, footballwebpages.co.uk, dugoutdatahub.com

Form: last five league games, latest on the right

PLATINUM PARTNER

PULSE WATER
WATER HYGIENE & TREATMENT SERVICES

Legionella risk assessments · water hygiene · softening & filtration
pulsewater.co.uk · helpdesk@pulsewater.co.uk · 01622 535103

HAYES & YEADING UNITED
8th · 29 pts · P17

STATS ZONE · ISTHMIAN SOUTH CENTRAL

V

Sat 28 Nov · 15:00

DOUGIE'S PREVIEW P62

LITTLEHAMPTON TOWN
22nd · 8 pts · P18

TALE OF THE TAPE

HAYES & YEADING UNITED LEFT · LITTLEHAMPTON TOWN RIGHT · COLOURED BAR IS THE BETTER FIGURE

HAYES & YEADING UNITED		LITTLEHAMPTON TOWN
8th	LEAGUE POSITION	22nd
1.71	POINTS PER GAME	0.44
2.1	SCORED PER GAME	1.1
1.5	CONCEDED PER GAME	2.8
+10	GOAL DIFFERENCE	-32
5	CLEAN SHEETS	1
4	FAILED TO SCORE	5
11/17	BOTH TEAMS SCORED	12/18
11/17	3+ GOALS IN GAME	12/18
14	POINTS, LAST 8	2

THE RACE SO FAR

POINTS AFTER EACH LEAGUE GAME · — HAYES & YEADING UNITED — LITTLEHAMPTON TOWN

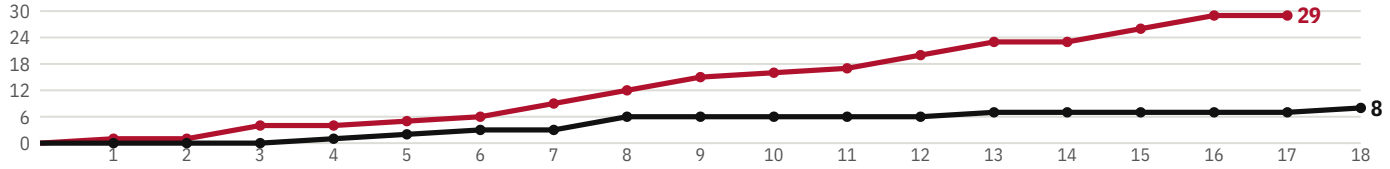

HOME AND AWAY

TODAY'S MATCH-UPS HIGHLIGHTED

HAYES & YEADING UNITED AT HOME
9 games

6 W 2 D 1 L

2.22 pts/game · goals 22-13

LITTLEHAMPTON TOWN AWAY
8 games

0 W 3 D 5 L

0.38 pts/game · goals 8-24

HAYES & YEADING UNITED AWAY
8 games

2 W 3 D 3 L

1.12 pts/game · goals 13-12

LITTLEHAMPTON TOWN AT HOME
10 games

1 W 2 D 7 L

0.50 pts/game · goals 11-27

EVERY LEAGUE RESULT

OLDEST LEFT, LATEST RIGHT · H HOME, A AWAY

HAYES & YEADING ...	2-2 H	0-2 H	4-3 H	2-3 A	0-0 H	0-0 A	3-0 H	3-2 H	5-2 H	0-0 A	1-1 A	4-2 A	2-1 H	3-4 A	2-0 A	3-1 H	1-2 A
LITTLEHAMPTON T...	1-3 A	1-3 H	0-1 H	1-1 H	1-1 A	2-2 A	1-8 H	3-0 H	1-3 A	0-1 H	3-4 H	1-6 A	1-1 A	0-6 A	0-1 H	1-2 A	0-6 H	2-2 H

COMMON OPPONENTS

LEAGUE RESULTS AGAINST THE 12 SIDES BOTH HAVE PLAYED

OPPONENT	HAYES & YEA...	LITTLEHAMP...
Ascot United	4-2A	1-3A
Ashford Town (Middx)	3-1H	2-2A
Binfield	5-2H	1-6A
Bognor Regis Town	1-2A	0-1H 1-2A
Cobham	2-3A 2-1H	3-0H
Harrow Borough	4-3H	1-1A
Hartley Wintney	0-0A	1-8H
Jersey Bulls	1-1A	0-6H
Kingstonian	3-2H	2-2H
Raynes Park Vale	0-2H 2-0A	0-1H
Westfield	3-0H	1-3H 1-1A
Winchester City	3-4A	1-1H

Points against these sides: Hayes & Yeading United 26 from 14 games (1.86 a game) · Littlehampton Town 8 from 14 (0.57)

KEY NUMBERS

6-2-1
Hayes & Yeading United at home (W-D-L).

0-3-5
Littlehampton Town away (W-D-L).

6-3 · 3-10
Goals for-against, last 3 league games, home side first.

Sources: fulltime.thefa.com, footballwebpages.co.uk, dugoutdatahub.com

League games only · figures to Fri 27 Nov

PLATINUM PARTNER
PULSE WATER
WATER HYGIENE & TREATMENT SERVICES
Legionella risk assessments · water hygiene · softening & filtration
pulsewater.co.uk · helpdesk@pulsewater.co.uk · 01622 535103

JERSEY BULLS
2nd · 41 pts · P18

STATS ZONE · ISTHMIAN SOUTH CENTRAL

V

Sat 28 Nov · 15:00

DOUGIE'S PREVIEW P62

BOGNOR REGIS TOWN
3rd · 40 pts · P19

TALE OF THE TAPE

JERSEY BULLS LEFT · BOGNOR REGIS TOWN RIGHT · COLOURED BAR IS THE BETTER FIGURE

JERSEY BULLS		BOGNOR REGIS TOWN
2nd	LEAGUE POSITION	3rd
2.28	POINTS PER GAME	2.11
2.6	SCORED PER GAME	2.1
1.1	CONCEDED PER GAME	1.3
+26	GOAL DIFFERENCE	+16
7	CLEAN SHEETS	5
1	FAILED TO SCORE	3
11/18	BOTH TEAMS SCORED	13/19
11/18	3+ GOALS IN GAME	14/19
19	POINTS, LAST 8	11

THE RACE SO FAR

POINTS AFTER EACH LEAGUE GAME · — JERSEY BULLS — BOGNOR REGIS TOWN

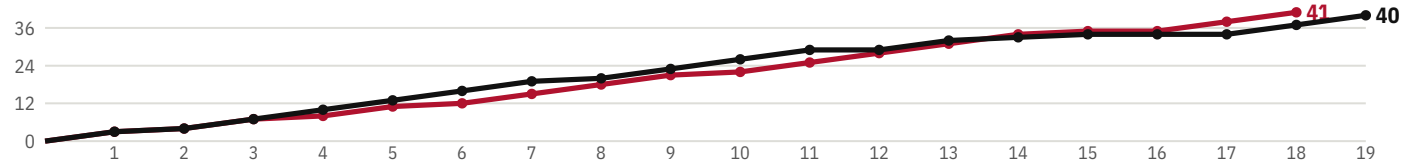

HOME AND AWAY

TODAY'S MATCH-UPS HIGHLIGHTED

JERSEY BULLS AT HOME
7 games

6 W 1 D 0 L

2.71 pts/game · goals 19-6

BOGNOR REGIS TOWN AWAY
9 games

5 W 2 D 2 L

1.89 pts/game · goals 15-13

JERSEY BULLS AWAY
11 games

6 W 4 D 1 L

2.00 pts/game · goals 27-14

BOGNOR REGIS TOWN AT HOME
10 games

7 W 2 D 1 L

2.30 pts/game · goals 25-11

EVERY LEAGUE RESULT

OLDEST LEFT, LATEST RIGHT · H HOME, A AWAY

JERSEY BULLS	1-0 A	1-1 A	2-1 H	0-0 A	3-2 A	3-3 A	4-2 H	2-0 A	2-0 A	3-3 A	5-1 H	1-0 H	4-2 A	3-1 H	1-1 H	2-3 A	3-0 H	6-0 A
BOGNOR REGIS TO...	4-2 H	0-0 A	1-0 A	2-1 H	1-0 A	3-1 H	2-1 A	0-0 H	5-4 A	7-0 H	2-1 H	1-3 A	2-1 A	2-2 A	3-3 H	0-1 H	1-2 A	2-1 H	2-1 H

COMMON OPPONENTS

LEAGUE RESULTS AGAINST THE 13 SIDES BOTH HAVE PLAYED

OPPONENT	JERSEY BULLS	BOGNOR REG...
AFC Portchester	3-1H	0-0A 0-0H
Ascot United	4-2H	2-1A
Egham Town	3-3A	0-1H
Harrow Borough	1-0A 3-0H	3-1H
Hartley Wintney	2-3A	7-0H
Hayes & Yeading Unit...	1-1H	2-1H
Hendon	4-2A	3-3H
Kingstonian	2-0A	5-4A
Littlehampton Town	6-0A	1-0A 2-1H
Moneyfields	1-1A 1-0H	2-1H
Raynes Park Vale	5-1H	1-0A
Winchester City	0-0A	2-1A
Windsor & Eton	3-3A	4-2H 1-2A

Points against these sides: Jersey Bulls 32 from 15 games (2.13 a game) · Bognor Regis Town 36 from 16 (2.25)

KEY NUMBERS

6-1-0
Jersey Bulls at home (W-D-L).

5-2-2
Bognor Regis Town away (W-D-L).

11-3 · 5-4
Goals for-against, last 3 league games, home side first.

Sources: fulltime.thefa.com, footballwebpages.co.uk, dugoutdatahub.com

League games only · figures to Fri 27 Nov

PLATINUM PARTNER
PULSE WATER
WATER HYGIENE & TREATMENT SERVICES
Legionella risk assessments · water hygiene · softening & filtration
pulsewater.co.uk · helpdesk@pulsewater.co.uk · 01622 535103

ISTHMIAN FOOTBALL LEAGUE

STEP 4 · MILES ON THE ROAD

ISTHMIAN SOUTH CENTRAL

TODAY'S AWAY DAYS

LONGEST DRIVE
75 miles
Moneyfields to Harrow Borough

SHORTEST DRIVE
2.3 miles
Bedfont Sports to Ashford Town (Middx)

AWAY MILES TODAY
433 miles
10 road trips, one way. 866 there and back

AVERAGE AWAY TRIP
43 miles
one way, by road

WHERE THEY ARE PLAYING

● home ground · ○ where the away side sets off · ▭ longest drive

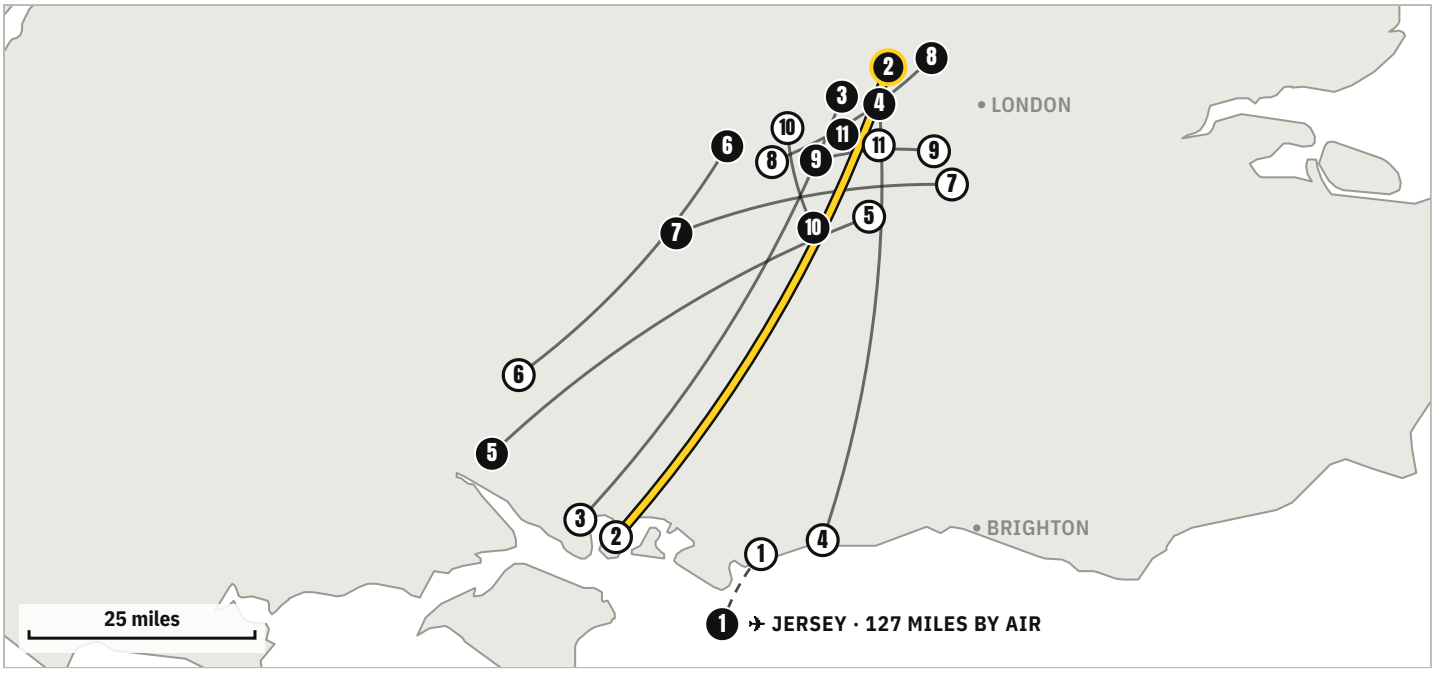

HOW FAR THEY DRIVE

Today's league games · miles by road, numbers match the map

#	HOME V AWAY (THE TRAVELLERS)		ONE WAY	RETURN
1	Jersey Bulls v Bognor Regis Town	✈ By air, straight line	127	254
2	Harrow Borough v Moneyfields		75	150
3	Southall v AFC Portchester		71	141
4	Hayes & Yeading United v Littlehampton Town		70	141
5	AFC Stoneham v Cobham		62	124
6	Binfield v Winchester City		42	85
7	Hartley Wintney v Raynes Park Vale		40	79
8	Hendon v Ascot United		31	62
9	Egham Town v Kingstonian		25	50
10	Westfield v Windsor & Eton		15	31
11	Ashford Town (Middx) v Bedfont Sports		2.3	4.5

Driving distance, ground to ground, one way by the fastest road route. Round trip is there and back. Channel Island trips are flown, so they show straight-line miles and sit outside the road totals. A few smaller grounds are placed by street or village, so allow a mile or two. Roads and grounds: © OpenStreetMap contributors, routed with OSRM. Coastline: Natural Earth.

PLATINUM PARTNER
PULSE WATER
WATER HYGIENE & TREATMENT SERVICES
Legionella risk assessments · water hygiene · softening & filtration
pulsewater.co.uk · helpdesk@pulsewater.co.uk · 01622 535103

STEP 5

SCFL PREMIER

FA FULL-TIME, 27 NOV

#	CLUB	P	W	D	L	GF	GA	GD	PTS	FORM
1	Haywards Heath Town	18	15	2	1	47	13	+34	47	W W W W W
2	Eastbourne United	19	12	4	3	64	26	+38	40	L W W W D
3	Hassocks	17	11	3	3	38	18	+20	36	W W W L W
4	Guernsey	16	10	3	3	37	22	+15	33	W W W W D
5	Roffey	17	10	2	5	37	19	+18	32	W L W W L
6	Bexhill United	17	10	2	5	39	25	+14	32	D L W W W
7	Lingfield	17	9	3	5	42	29	+13	30	L W D L W
8	East Grinstead Town	17	9	3	5	39	28	+11	30	W W W L L
9	AFC Varndeanians	19	8	3	8	21	25	-4	27	W W L L W
10	Crawley Down Gatwick	18	7	4	7	31	36	-5	25	W L W W L
11	Pagham	16	7	2	7	34	31	+3	23	L L W L L
12	Newhaven	17	7	2	8	31	37	-6	23	L W L W W
13	Seaford Town	18	7	1	10	24	37	-13	22	L W L L W
14	Lancing	17	5	2	10	28	39	-11	17	D L L W L
15	Wick	17	5	1	11	26	46	-20	16	W L L D L
16	Billingshurst	20	4	3	13	25	49	-24	15	L L W L L
17	Little Common	18	4	1	13	25	46	-21	13	L W L L W
18	Horsham YM	17	3	4	10	16	38	-22	13	L L W W L
19	Midhurst & Easebourne	17	3	3	11	19	40	-21	12	L L L D L
20	Forest Row	18	4	2	12	24	43	-19	10	L L W L L

TODAY'S FIXTURES

8 league games + 2 FA Vase ties

14:00	Seaford Town v Guernsey	
15:00	AFC Varndeanians v Lancing	
15:00	East Grinstead Town v Horsham YM	
15:00	Eastbourne United v Forest Row	
15:00	Haywards Heath Town v Billingshurst	
15:00	Little Common v Midhurst & Easebourne	
15:00	Pagham v Bexhill United	
15:00	Wick v Newhaven	
15:00	Larkfield & Ne... v Crawley Down ...	FA VASE
15:00	Rusthall v Hassocks	FA VASE

TOP SCORERS

FA Full-Time goals

Joshua Wright	Seaford Town	24
Callum Patrick Kilkenny	Crawley Down Gatwick	15
Callum James Stephen B...	Eastbourne United	12
Lukas Franzen-Jones	Haywards Heath Town	12
Charlie Mathew Ball	Eastbourne United	11

Goals as recorded on FA Full-Time, to 26 Nov.

Forest Row have had four points deducted. Wick v Newhaven is listed at Bognor Regis Town's Nyewood Lane.

HOT OR NOT

points from the last five league games

▲ HOT

Haywards Heath Town 1st	W W W W W	15 pts
Guernsey 4th	W W W W D	13 pts
Hassocks 3rd	W W W L W	12 pts

▼ NOT

Midhurst & Easebourne 19th	L L L D L	1 pts
Forest Row 20th	L L W L L	3 pts
Billingshurst 16th	L L W L L	3 pts

Sources: fulltime.thefa.com, dugoutdatahub.com

Form: last five league games, latest on the right

PLATINUM PARTNER

PULSE WATER
WATER HYGIENE & TREATMENT SERVICES

Legionella risk assessments · water hygiene · softening & filtration
pulsewater.co.uk · helpdesk@pulsewater.co.uk · 01622 535103

STEP 5 · THE LEAGUE IN NUMBERS

SCFL PREMIER

GRAPHICAL ANALYSIS

3.70	3.37	0.72	15/15	1/15	4
GOALS PER GAME	BEST ATTACK · PER GAME	BEST DEFENCE · CONCEDED	IN FORM · LAST FIVE	OUT OF FORM · LAST FIVE	MOST DRAWS
	Eastbourne ...	Haywards He...	Haywards He...	Midhurst & E...	Eastbourne ...

THE LEAGUE AT A GLANCE

every club, in table order

#	CLUB	WON · DRAWN · LOST	POINTS PER GAME · ● LAST FIVE		GOAL DIFFERENCE
1	Haywards Heath Town	15		2.61	+34
2	Eastbourne United	12 · 4 · 3		2.11	+38
3	Hassocks	11 · 3 · 3		2.12	+20
4	Guernsey	10 · 3 · 3		2.06	+15
5	Roffey	10 · 5		1.88	+18
6	Bexhill United	10 · 5		1.88	+14
7	Lingfield	9 · 3 · 5		1.76	+13
8	East Grinstead Town	9 · 3 · 5		1.76	+11
9	AFC Varndeanians	8 · 3 · 8		1.42	-4
10	Crawley Down Gatw...	7 · 4 · 7		1.39	-5
11	Pagham	7 · 2 · 7		1.44	+3
12	Newhaven	7 · 8		1.35	-6
13	Seaford Town	7 · 10		1.22	-13
14	Lancing	5 · 10		1.00	-11
15	Wick	5 · 11		0.94	-20
16	Billingshurst	4 · 3 · 13		0.75	-24
17	Little Common	4 · 13		0.72	-21
18	Horsham YM	3 · 4 · 10		0.76	-22
19	Midhurst & Easebou...	3 · 3 · 11		0.71	-21
20	Forest Row	4 · 12		0.56	-19

Bar: season points per game, out of a maximum three. Dot: last five games, green if better than the season rate, red if worse.

ATTACK V DEFENCE

per game

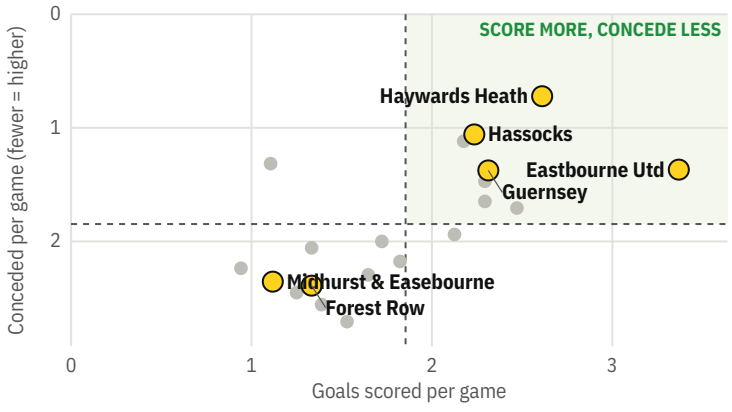

WHO IS MOVING

last five v season, points per game

RISING

Guernsey	+0.54
Little Common	+0.48
Newhaven	+0.45
Horsham YM	+0.44

SLIPPING

Lancing	-0.20
Lingfield	-0.36
Midhurst & Easebourne	-0.51
Pagham	-0.84

Sources: fulltime.thefa.com, dugoutdatahub.com

League games only · table to 2026-11-26

PLATINUM PARTNER
PULSE WATER
WATER HYGIENE & TREATMENT SERVICES
Legionella risk assessments · water hygiene · softening & filtration
pulsewater.co.uk · helpdesk@pulsewater.co.uk · 01622 535103

SCFL PREMIER · EVERY GAME TODAY

DOUGIE'S PREVIEWS

SAT 28 NOV

By Dougie · Dugout AI

Dougie on all 10 games in the SCFL Premier. Form: latest on the right. Dossier: last five league results (team's score first) and venue record. Dougie's call is a prediction, not a promise.

SCFL PREMIER

FULL STATS P69 KO 14:00 DOUGIE'S CALL **1-2**

SEAFORD TOWN

13th · 22 pts · P18

L W L L W

GUERNSEY

4th · 33 pts · P16

W W W W D

Joshua Wright against the in-form Green Lions

Guernsey won seven league games in a row before last Saturday's 2-2 draw at Eastbourne United, and they are eight unbeaten. They are fourth on 33 points but have played only 16 games, two fewer than leaders Haywards Heath and three fewer than Eastbourne United, so their real position is better than the table shows. In that seven-game run they beat Horsham YM 5-0, Lancing 4-0 and East Grinstead 5-1. Ross Allen has nine goals. Away from home they have won four, drawn two and lost two. Seaford are 13th on 22 points and beat Forest Row 1-0 last Saturday. They have the most prolific forward in the SCFL Premier: Joshua Wright has 24 goals in all competitions on FA Full-Time, nine more than anyone else in the division. Seaford have won four and lost four at the Crouch, and they beat East Grinstead 3-2 there in October. Their weakness is goals elsewhere: 24 scored in 18 league games, and they have failed to score six times. Guernsey finished third last season with 81 points. Note the 2pm kick-off. If Wright gets a sniff, Seaford can hurt anyone, but Guernsey are the better side.

DOUGIE'S DOSSIER

SEAFORD TOWN · LAST FIVE

L	0-4	Crawley Down Gatwick	A 3 Nov
W	3-2	Pagham	H 7 Nov
L	1-2	Billingshurst	H 10 Nov
L	1-4	Bexhill United	A 14 Nov
W	1-0	Forest Row	H 21 Nov

Scorers: Joshua Wright 24

4-0-4 home W-D-L
1.3 scored per game
2.1 conceded per game
1.22 points per game

GUERNSEY · LAST FIVE

W	2-1	Little Common	H 17 Oct
W	2-1	Bexhill United	H 31 Oct
W	4-0	Lancing	H 7 Nov
W	5-1	East Grinstead Town	H 14 Nov
D	2-2	Eastbourne United	A 21 Nov

Scorers: Ross Allen 9

4-2-2 away W-D-L
2.3 scored per game
1.4 conceded per game
2.06 points per game

SCFL PREMIER

FULL STATS P70 KO 15:00 DOUGIE'S CALL **2-1**

AFC VARNDEANIANS

9th · 27 pts · P19

W W L L W

LANCING

14th · 17 pts · P17

D L L W L

Varns have won their last three at home

AFC Varndeanians are one of the stories of the season. They finished 18th last season with 32 points; they are ninth now with 27 from 19 games. Their strength is defence: eight league clean sheets. They have won their last three at home without conceding, 3-0 against Little Common, 3-0 against Horsham YM and 1-0 against Wick last Saturday. The blot is the 7-1 defeat at Haywards Heath a fortnight ago. They have scored only 21 league goals in 19 games, so they win small. Lancing are 14th on 17 points and finished 19th last season. Their recent results show what they can do and what they cannot: they beat Pagham 5-0 two weeks ago, but lost 4-0 at Guernsey, 3-1 at home to Haywards Heath and 3-1 at Newhaven last Saturday. Away from Culver Road they have two wins, a draw and five defeats. They drew 1-1 at Cove in the FA Vase in October before going out. Lancing have conceded 39 in 17. If Varns keep a ninth clean sheet, one goal will probably do it; Lancing need a fast start to break up a side that is very comfortable defending a lead at Centenary Park.

DOUGIE'S DOSSIER

AFC VARNDEANIANS · LAST FIVE

W	3-0	Little Common	H 27 Oct
W	3-0	Horsham YM	H 7 Nov
L	1-2	Pagham	A 10 Nov
L	1-7	Haywards Heath To...	A 14 Nov
W	1-0	Wick	H 21 Nov

5-1-3 home W-D-L
1.1 scored per game
1.3 conceded per game
1.42 points per game

LANCING · LAST FIVE

D	2-2	Bexhill United	A 24 Oct
L	0-4	Guernsey	A 7 Nov
L	1-3	Haywards Heath To...	H 10 Nov
W	5-0	Pagham	H 14 Nov
L	1-3	Newhaven	A 21 Nov

2-1-5 away W-D-L
1.6 scored per game
2.3 conceded per game
1.00 points per game

Sources: fulltime.thefa.com, footballwebpages.co.uk, dugoutdatahub.com

Form: last five league games, latest on the right

PLATINUM PARTNER

PULSE WATER
WATER HYGIENE & TREATMENT SERVICES

Legionella risk assessments · water hygiene · softening & filtration
pulsewater.co.uk · helpdesk@pulsewater.co.uk · 01622 535103

STATS ZONE · SCFL PREMIER

SEAFORD TOWN V GUERNSEY

SEAFORD TOWN 13th · 22 pts · P18

Sat 28 Nov · 14:00

DOUGIE'S PREVIEW P68

GUERNSEY 4th · 33 pts · P16

TALE OF THE TAPE

SEAFORD TOWN LEFT · GUERNSEY RIGHT · COLOURED BAR IS THE BETTER FIGURE

SEAFORD TOWN		GUERNSEY
13th	LEAGUE POSITION	4th
1.22	POINTS PER GAME	2.06
1.3	SCORED PER GAME	2.3
2.1	CONCEDED PER GAME	1.4
-13	GOAL DIFFERENCE	+15
3	CLEAN SHEETS	5
6	FAILED TO SCORE	1
10/18	BOTH TEAMS SCORED	10/16
12/18	3+ GOALS IN GAME	13/16
10	POINTS, LAST 8	22

THE RACE SO FAR

POINTS AFTER EACH LEAGUE GAME · — SEAFORD TOWN — GUERNSEY

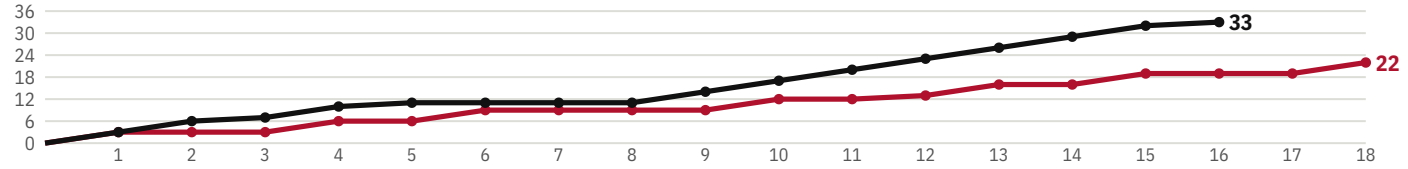

HOME AND AWAY

TODAY'S MATCH-UPS HIGHLIGHTED

SEAFORD TOWN AT HOME — 8 games
4 W 0 D 4 L — **1.50** pts/game · goals 13-14

GUERNSEY AWAY — 8 games
4 W 2 D 2 L — **1.75** pts/game · goals 13-13

SEAFORD TOWN AWAY — 10 games
3 W 1 D 6 L — **1.00** pts/game · goals 11-23

GUERNSEY AT HOME — 8 games
6 W 1 D 1 L — **2.38** pts/game · goals 24-9

EVERY LEAGUE RESULT

OLDEST LEFT, LATEST RIGHT · H HOME, A AWAY

SEAFORD TOWN	1-0 A	0-2 H	1-3 A	5-1 H	1-3 A	4-3 A	0-1 H	1-4 A	0-1 A	3-2 H	0-4 H	0-0 A	2-1 A	0-4 A	3-2 H	1-2 H	1-4 A	1-0 H
GUERNSEY	3-0 H	1-0 A	2-2 A	1-0 A	2-2 H	1-5 A	1-4 H	0-1 A	3-2 A	5-0 H	3-1 A	2-1 H	2-1 H	4-0 H	5-1 H	2-2 A		

COMMON OPPONENTS

LEAGUE RESULTS AGAINST THE 9 SIDES BOTH HAVE PLAYED

OPPONENT	SEAFORD TO...	GUERNSEY
AFC Varndeanians	0-1H	0-1A
Bexhill United	0-2H 1-4A	2-1H
Crawley Down Gatwick	0-4A	2-2A
East Grinstead Town	3-2H	1-0A 5-1H
Horsham YM	0-0A	5-0H
Lancing	1-0A	3-2A 4-0H
Lingfield	1-4A	1-5A
Little Common	1-3A	2-1H
Pagham	0-1A 3-2H	3-0H

Points against these sides: Seaford Town 10 from 11 games (0.91 a game) · Guernsey 25 from 11 (2.27)

KEY NUMBERS

4-0-4
Seaford Town at home (W-D-L).

4-2-2
Guernsey away (W-D-L).

3-6 · 11-3
Goals for-against, last 3 league games, home side first.

Sources: fulltime.thefa.com, footballwebpages.co.uk, dugoutdatahub.com

League games only · figures to Fri 27 Nov

PLATINUM PARTNER
PULSE WATER WATER HYGIENE & TREATMENT SERVICES
Legionella risk assessments · water hygiene · softening & filtration
pulsewater.co.uk · helpdesk@pulsewater.co.uk · 01622 535103

STATS ZONE · SCFL PREMIER

AFC VARNDEANIANS V LANCING

AFC VARNDEANIANS: 9th · 27 pts · P19

Sat 28 Nov · 15:00

DOUGIE'S PREVIEW P68

LANCING: 14th · 17 pts · P17

TALE OF THE TAPE

AFC VARNDEANIANS LEFT · LANCING RIGHT · COLOURED BAR IS THE BETTER FIGURE

AFC VARNDEANIANS		LANCING
9th	LEAGUE POSITION	14th
1.42	POINTS PER GAME	1.00
1.1	SCORED PER GAME	1.6
1.3	CONCEDED PER GAME	2.3
-4	GOAL DIFFERENCE	-11
8	CLEAN SHEETS	2
4	FAILED TO SCORE	4
8/19	BOTH TEAMS SCORED	11/17
8/19	3+ GOALS IN GAME	15/17
10	POINTS, LAST 8	11

THE RACE SO FAR

POINTS AFTER EACH LEAGUE GAME · — AFC VARNDEANIANS — LANCING

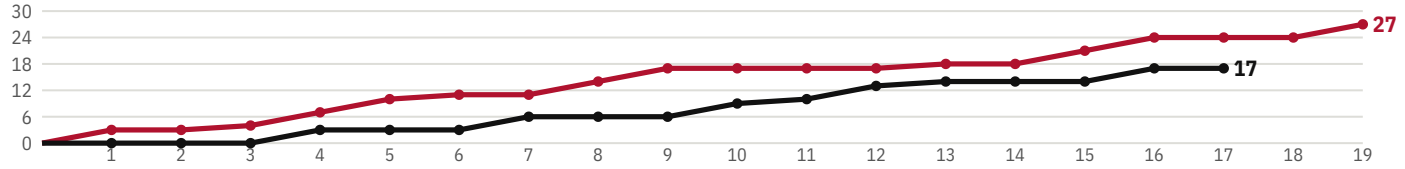

HOME AND AWAY

TODAY'S MATCH-UPS HIGHLIGHTED

AFC VARNDEANIANS AT HOME — 9 games
5 W 1 D 3 L — **1.78** pts/game · goals 10-5

LANCING AWAY — 8 games
2 W 1 D 5 L — **0.88** pts/game · goals 10-21

AFC VARNDEANIANS AWAY — 10 games
3 W 2 D 5 L — **1.10** pts/game · goals 11-20

LANCING AT HOME — 9 games
3 W 1 D 5 L — **1.11** pts/game · goals 18-18

EVERY LEAGUE RESULT

OLDEST LEFT, LATEST RIGHT · H HOME, A AWAY

AFC VARNDEANIANS	3-2 A	1-2 H	1-1 A	1-0 H	1-0 A	0-0 H	0-2 A	1-0 A	1-0 H	0-2 H	1-3 A	1-2 A	1-1 A	0-1 H	3-0 H	3-0 H	1-2 A	1-7 A	1-0 H
LANCING	0-1 H	0-5 A	1-3 A	3-1 A	1-3 H	2-3 A	3-1 H	0-3 H	2-3 H	1-0 A	3-3 H	3-1 H	2-2 A	0-4 A	1-3 H	5-0 H	1-3 A		

COMMON OPPONENTS

LEAGUE RESULTS AGAINST THE 11 SIDES BOTH HAVE PLAYED

OPPONENT	AFC VARNDE...	LANCING
Bexhill United	1-0H	2-2A
Billingshurst	0-2H	1-0A
East Grinstead Town	0-1H	3-3H
Eastbourne United	1-1A	1-3H
Guernsey	1-0H	2-3H, 0-4A
Hassocks	0-0H	3-1H
Haywards Heath Town	1-2H, 1-7A	1-3H
Horsham YM	3-2A, 3-0H	3-1A
Midhurst & Easebourne	1-1A	2-3A
Pagham	1-2A	0-5A, 5-0H
Seaford Town	1-0A	0-1H

Points against these sides: AFC Varndeanians 18 from 13 games (1.38 a game) · Lancing 14 from 13 (1.08)

KEY NUMBERS

5-1-3
AFC Varndeanians at home (W-D-L).

2-1-5
Lancing away (W-D-L).

3-9 · 7-6
Goals for-against, last 3 league games, home side first.

Sources: fulltime.thefa.com, footballwebpages.co.uk, dugoutdatahub.com

League games only · figures to Fri 27 Nov

PLATINUM PARTNER
PULSE WATER
WATER HYGIENE & TREATMENT SERVICES
Legionella risk assessments · water hygiene · softening & filtration
pulsewater.co.uk · helpdesk@pulsewater.co.uk · 01622 535103

SCFL PREMIER · EVERY GAME TODAY

DOUGIE'S PREVIEWS (CONT.)

SAT 28 NOV

By Dougie · Dugout AI

SCFL PREMIER

FULL STATS P72 KO 15:00 DOUGIE'S CALL 3-0

EAST GRINSTEAD TOWN

8th · 30 pts · P17

W W W L L

HORSHAM YM

18th · 13 pts · P17

L L W W L

Two defeats for the Wasps, and a side in freefall visiting

East Grinstead have lost their last two league games, 3-2 at home to Haywards Heath and 5-1 at Guernsey, after a run of five straight league wins that included a 6-1 home win over Billingshurst. They are eighth on 30 points from 17 games. Kieron Pamment has 11 goals. They were also knocked out of the FA Vase, drawing 1-1 with Larkfield & New Hythe in the second round. At the East Court they have won five of nine. Horsham YM finished fourth last season with 80 points; this season they are 18th with 13 from 17. It has been a hard autumn. They lost 5-0 at Lingfield last Saturday and 5-0 at home to Eastbourne United earlier this month, though in between they won 3-1 at Midhurst and 2-0 at home to Billingshurst. Their one away league win is that game at Midhurst. They have failed to score in seven league games and have conceded 38. East Grinstead's form has dipped but their home record and their goals (39 in 17) make them clear favourites. Horsham YM need the defending that kept Seaford out (0-0) and the clinical edge they showed at Midhurst.

DOUGIE'S DOSSIER

EAST GRINSTEAD TOWN · LAST FIVE

W	6-1	Billingshurst	H 17 Oct	
W	1-0	AFC Varndeanians	A 24 Oct	
W	2-1	Roffey	A 3 Nov	
L	2-3	Haywards Heath Town	H 7 Nov	
L	1-5	Guernsey	A 14 Nov	

5-1-3 home W-D-L
2.3 scored per game
1.6 conceded per game
1.76 points per game

Scorers: Kieron Ashley Pamment 11

HORSHAM YM · LAST FIVE

L	0-5	Eastbourne United	H 3 Nov	
L	0-3	AFC Varndeanians	A 7 Nov	
W	3-1	Midhurst & Easebou...	A 10 Nov	
W	2-0	Billingshurst	H 14 Nov	
L	0-5	Lingfield	A 21 Nov	

1-2-6 away W-D-L
0.9 scored per game
2.2 conceded per game
0.76 points per game

SCFL PREMIER

FULL STATS P73 KO 15:00 DOUGIE'S CALL 4-0

EASTBOURNE UNITED

2nd · 40 pts · P19

L W W W D

FOREST ROW

20th · 10 pts · P18

L L W L L

64 goals v a side yet to win away

Eastbourne United are second on 40 points from 19 games, seven behind the leaders, and they have scored 64 league goals, the most in the SCFL Premier by 17. Callum Barlow has 12, Charlie Ball 11 and James Hull nine, so the goals come from everywhere. They are four league games unbeaten: 5-0 at Horsham YM, 5-2 at Wick, 2-0 against Little Common and 2-2 with Guernsey last Saturday. They also won 3-2 at Bognor in the Sussex Senior Cup. Oddly, United are better away (W7 D2 L1) than at home (W5 D2 L2): East Grinstead (2-0) and Roffey (4-3) have both won at the Oval. Forest Row are bottom on ten points. That total includes a four-point deduction; on the pitch they have won four and drawn two. They have lost all eight of their away league games, including 6-1 at Little Common and 1-0 at Seaford last Saturday. They have failed to score in five league games and conceded 43. This one is on the 3G at the Oval. Forest Row did beat Midhurst 3-0 at home a month ago, so they can still play. But United's attack against a side with no away points is one of the most lopsided fixtures of the weekend.

DOUGIE'S DOSSIER

EASTBOURNE UNITED · LAST FIVE

L	3-4	Roffey	H 24 Oct	
W	5-0	Horsham YM	A 3 Nov	
W	5-2	Wick	A 7 Nov	
W	2-0	Little Common	H 14 Nov	
D	2-2	Guernsey	H 21 Nov	

5-2-2 home W-D-L
3.4 scored per game
1.4 conceded per game
2.11 points per game

Scorers: Callum James Stephen Barlow 12, Charlie Mathew Ball 11

FOREST ROW · LAST FIVE

L	0-2	Bexhill United	A 17 Oct	
L	0-3	Hassocks	H 24 Oct	
W	3-0	Midhurst & Easebou...	H 26 Oct	
L	1-6	Little Common	A 31 Oct	
L	0-1	Seaford Town	A 21 Nov	

0-0-8 away W-D-L
1.3 scored per game
2.4 conceded per game
0.56 points per game

Sources: fulltime.thefa.com, footballwebpages.co.uk, dugoutdatahub.com

Form: last five league games, latest on the right

PLATINUM PARTNER

PULSE WATER
WATER HYGIENE & TREATMENT SERVICES

Legionella risk assessments · water hygiene · softening & filtration
pulsewater.co.uk · helpdesk@pulsewater.co.uk · 01622 535103

EAST GRINSTEAD TOWN

8th · 30 pts · P17

STATS ZONE · SCFL PREMIER

V

Sat 28 Nov · 15:00

DOUGIE'S PREVIEW P71

HORSHAM YM

18th · 13 pts · P17

TALE OF THE TAPE

EAST GRINSTEAD TOWN LEFT · HORSHAM YM RIGHT · COLOURED BAR IS THE BETTER FIGURE

8th	LEAGUE POSITION	18th
1.76	POINTS PER GAME	0.76
2.3	SCORED PER GAME	0.9
1.6	CONCEDED PER GAME	2.2
+11	GOAL DIFFERENCE	-22
4	CLEAN SHEETS	3
3	FAILED TO SCORE	7
11/17	BOTH TEAMS SCORED	9/17
12/17	3+ GOALS IN GAME	11/17
13	POINTS, LAST 8	7

THE RACE SO FAR

POINTS AFTER EACH LEAGUE GAME · — EAST GRINSTEAD TOWN — HORSHAM YM

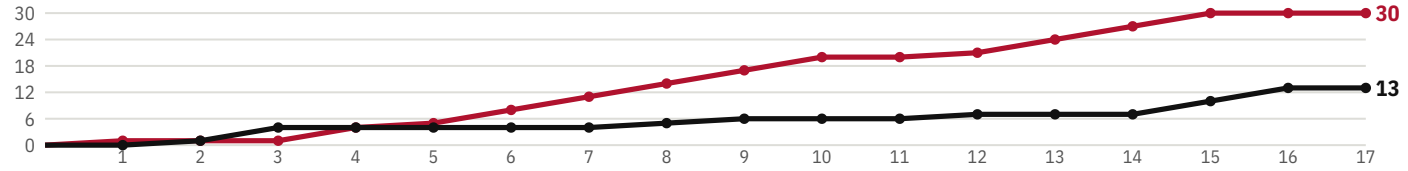

HOME AND AWAY

TODAY'S MATCH-UPS HIGHLIGHTED

EAST GRINSTEAD TOWN AT HOME — 9 games

5 W 1 D 3 L — **1.78** pts/game · goals 25-16

HORSHAM YM AWAY — 9 games

1 W 2 D 6 L — **0.56** pts/game · goals 6-22

EAST GRINSTEAD TOWN AWAY — 8 games

4 W 2 D 2 L — **1.75** pts/game · goals 14-12

HORSHAM YM AT HOME — 8 games

2 W 2 D 4 L — **1.00** pts/game · goals 10-16

EVERY LEAGUE RESULT

OLDEST LEFT, LATEST RIGHT · H HOME, A AWAY

EAST GRINSTEAD T...	0-0 A	0-1 H	0-1 H	3-1 H	4-4 H	3-1 H	5-3 H	2-0 A	2-1 H	3-0 A	2-3 A	3-3 A	6-1 H	1-0 A	2-1 A	2-3 H	1-5 A
HORSHAM YM	2-3 H	1-1 A	3-1 H	1-3 H	0-1 A	1-4 A	1-3 H	0-0 A	1-1 H	0-5 A	1-2 A	0-0 H	0-5 H	0-3 A	3-1 A	2-0 H	0-5 A

COMMON OPPONENTS

LEAGUE RESULTS AGAINST THE 10 SIDES BOTH HAVE PLAYED

OPPONENT	EAST GRINST...	HORSHAM YM
AFC Varndeanians	1-0A	2-3H, 0-3A
Billingshurst	6-1H	1-1A, 2-0H
Eastbourne United	2-0A	0-5H
Forest Row	3-1H	3-1H
Guernsey	0-1H, 1-5A	0-5A
Haywards Heath Town	0-0A, 2-3H	1-1H
Lancing	3-3A	1-3H
Little Common	2-1H	0-0A
Roffey	2-1A	1-4A
Seaford Town	2-3A	0-0H

Points against these sides: East Grinstead Town 20 from 12 games (1.67 a game) · Horsham YM 10 from 12 (0.83)

KEY NUMBERS

5-1-3
East Grinstead Town at home (W-D-L).

1-2-6
Horsham YM away (W-D-L).

5-9 · 5-6
Goals for-against, last 3 league games, home side first.

Sources: fulltime.thefa.com, footballwebpages.co.uk, dugoutdatahub.com

League games only · figures to Fri 27 Nov

PLATINUM PARTNER
PULSE WATER
WATER HYGIENE & TREATMENT SERVICES
Legionella risk assessments · water hygiene · softening & filtration
pulsewater.co.uk · helpdesk@pulsewater.co.uk · 01622 535103

STATS ZONE · SCFL PREMIER

EASTBOURNE UNITED
2nd · 40 pts · P19

V

Sat 28 Nov · 15:00

DOUGIE'S PREVIEW P71

FOREST ROW
20th · 10 pts · P18

TALE OF THE TAPE

EASTBOURNE UNITED LEFT · FOREST ROW RIGHT · COLOURED BAR IS THE BETTER FIGURE

2nd	LEAGUE POSITION	20th
2.11	POINTS PER GAME	0.56
3.4	SCORED PER GAME	1.3
1.4	CONCEDED PER GAME	2.4
+38	GOAL DIFFERENCE	-19
4	CLEAN SHEETS	2
2	FAILED TO SCORE	5
14/19	BOTH TEAMS SCORED	11/18
15/19	3+ GOALS IN GAME	14/18
15	POINTS, LAST 8	10

HOME AND AWAY

TODAY'S MATCH-UPS HIGHLIGHTED

EASTBOURNE UNITED AT HOME
9 games

5 W **2** D **2** L

1.89 pts/game · goals 30-15

FOREST ROW AWAY
8 games

0 W **0** D **8** L

0.00 pts/game

EASTBOURNE UNITED AWAY
10 games

7 W **2** D **1** L

2.30 pts/game · goals 34-11

FOREST ROW AT HOME
10 games

4 W **2** D **4** L

1.40 pts/game

EVERY LEAGUE RESULT

OLDEST LEFT, LATEST RIGHT · H HOME, A AWAY

EASTBOURNE UNITED	5-1 H	4-1 A	1-1 H	1-2 A	4-2 A	3-1 A	8-2 H	4-1 A	4-2 H	0-2 H	6-0 A	2-2 A	0-0 A	5-1 H	3-4 H	5-0 A	5-2 A	2-0 H	2-2 H
FOREST ROW	0-3 A	2-2 H	1-3 H	1-3 A	2-4 A	0-4 H	1-3 A	3-4 H	1-0 H	1-2 A	4-1 H	3-1 H	1-1 H	0-2 A	0-3 H	3-0 H	1-6 A	0-1 A	

COMMON OPPONENTS

LEAGUE RESULTS AGAINST THE 13 SIDES BOTH HAVE PLAYED

OPPONENT	EASTBOURNE...	FOREST ROW
AFC Varndeanians	1-1H	3-1H
Bexhill United	8-2H	0-2A
Billingshurst	4-2A	1-0H
Crawley Down Gatwick	5-1H	2-4A 1-1H
East Grinstead Town	0-2H	1-3A
Hassocks	0-0A	0-3H
Haywards Heath Town	1-2A	1-3H
Horsham YM	5-0A	1-3A
Lingfield	2-2A	2-2H
Little Common	4-1A 2-0H	1-6A
Midhurst & Easebourne	6-0A	0-3A 3-0H
Newhaven	4-2H	1-2A
Wick	5-1H 5-2A	4-1H

Points against these sides: Eastbourne United 33 from 15 games (2.20 a game) · Forest Row 14 from 15 (0.93)

KEY NUMBERS

5-2-2
Eastbourne United at home (W-D-L).

0-0-8
Forest Row away (W-D-L).

9-4 · 4-7
Goals for-against, last 3 league games, home side first.

Note: Forest Row: table totals include game(s) or a points adjustment not shown in the results list.

Sources: fulltime.thefa.com, footballwebpages.co.uk, dugoutdatahub.com

League games only · figures to Fri 27 Nov

PLATINUM PARTNER
PULSE WATER
WATER HYGIENE & TREATMENT SERVICES
Legionella risk assessments · water hygiene · softening & filtration
pulsewater.co.uk · helpdesk@pulsewater.co.uk · 01622 535103

SCFL PREMIER · EVERY GAME TODAY

DOUGIE'S PREVIEWS (CONT.)

SAT 28 NOV

By Dougie · Dugout AI

SCFL PREMIER

FULL STATS P75 KO 15:00 DOUGIE'S CALL 4-0

HAYWARDS HEATH TOWN

1st · 47 pts · P18

W W W W W

BILLINGSHURST

16th · 15 pts · P20

L L W L L

Seven straight wins, and a 7-2 earlier in the season

Haywards Heath have won seven league games in a row and have lost once in 18. They lead the SCFL Premier on 47 points, seven clear of Eastbourne United, who have played a game more, and 11 clear of Hassocks. Their defence has conceded 13, by far the fewest in the division, and they have kept seven league clean sheets. The last five league games: 2-1 against Pagham, 3-2 at East Grinstead, 3-1 at Lancing, 7-1 against AFC Varndeanians and 2-0 at Roffey last Saturday. On Tuesday they also beat Arundel 4-0 in the Peter Bentley Cup. The one bad night was the 6-2 Senior Cup defeat by Broadbridge Heath. Lukas Franzen-Jones has 12 goals. At Hanbury Park they have won six and drawn one. Billingshurst were promoted after finishing third in Division One last season and are 16th on 15 points from 20 games, more than anyone else has played. They lost 4-0 at home to Hassocks last Saturday and have failed to score in seven league games. Their two away wins came at AFC Varndeanians (2-0) and Seaford (2-1). When these two met in the RUR Cup at Billingshurst in September, Heath won 7-2.

DOUGIE'S DOSSIER

HAYWARDS HEATH TOWN · LAST FIVE

W	2-1	Pagham	H 20 Oct	**6-1-0** home W-D-L
W	3-2	East Grinstead Town	A 7 Nov	**2.6** scored per game
W	3-1	Lancing	A 10 Nov	**0.7** conceded per game
W	7-1	AFC Varndeanians	H 14 Nov	**2.61** points per game
W	2-0	Roffey	A 21 Nov	

Scorers: Lukas Franzen-Jones 12

BILLINGSHURST · LAST FIVE

L	1-2	Seaford Town	H 31 Oct	**2-0-7** away W-D-L
L	0-3	Bexhill United	A 7 Nov	**1.2** scored per game
W	2-1	Seaford Town	A 10 Nov	**2.5** conceded per game
L	0-2	Horsham YM	A 14 Nov	**0.75** points per game
L	0-4	Hassocks	H 21 Nov	

SCFL PREMIER

FULL STATS P76 KO 15:00 DOUGIE'S CALL 2-1

LITTLE COMMON

17th · 13 pts · P18

L W L L W

MIDHURST & EASEBOURNE

19th · 12 pts · P17

L L L D L

17th v 19th, one point apart

A proper six-pointer near the bottom. Little Common are 17th on 13 points and Midhurst 19th on 12. Little Common's season is a split personality: all four of their league wins have come at the Recreation Ground, and away from home they have lost nine out of nine. Their home wins include 6-1 against Forest Row a month ago and 4-1 against Pagham last Saturday, so they know how to win there. They have conceded 46, the second-most in the division. Midhurst have not won in their last ten league games. They lost 5-1 at Bexhill last Saturday, 3-1 at home to Horsham YM and 5-0 at Newhaven in the last month, with a 2-2 draw against Wick in between. They have not won away in the league all season (D1 L6) and have scored 19 in 17. They are the lowest scorers in the division. A Little Common win opens a four-point gap on Midhurst and moves them level with Horsham YM; a Midhurst win takes them above Little Common. Both clubs will see this as a game they must not lose, which usually means a nervy first half. Dougie backs the home side's record at home.

DOUGIE'S DOSSIER

LITTLE COMMON · LAST FIVE

L	0-3	AFC Varndeanians	A 27 Oct	**4-1-4** home W-D-L
W	6-1	Forest Row	H 31 Oct	**1.4** scored per game
L	0-1	Roffey	H 7 Nov	**2.6** conceded per game
L	0-2	Eastbourne United	A 14 Nov	**0.72** points per game
W	4-1	Pagham	H 21 Nov	

MIDHURST & EASEBOURNE · LAST FIVE

L	0-3	Forest Row	A 26 Oct	**0-1-6** away W-D-L
L	0-5	Newhaven	A 31 Oct	**1.1** scored per game
L	1-3	Horsham YM	H 10 Nov	**2.4** conceded per game
D	2-2	Wick	H 14 Nov	**0.71** points per game
L	1-5	Bexhill United	A 21 Nov	

Sources: fulltime.thefa.com, footballwebpages.co.uk, dugoutdatahub.com

Form: last five league games, latest on the right

PLATINUM PARTNER

PULSE WATER
WATER HYGIENE & TREATMENT SERVICES

Legionella risk assessments · water hygiene · softening & filtration
pulsewater.co.uk · helpdesk@pulsewater.co.uk · 01622 535103

HAYWARDS HEATH TOWN
1st · 47 pts · P18

STATS ZONE · SCFL PREMIER

V

Sat 28 Nov · 15:00

DOUGIE'S PREVIEW P74

BILLINGSHURST
16th · 15 pts · P20

TALE OF THE TAPE

HAYWARDS HEATH TOWN LEFT · BILLINGSHURST RIGHT · COLOURED BAR IS THE BETTER FIGURE

HAYWARDS HEATH TOWN		BILLINGSHURST
1st	LEAGUE POSITION	16th
2.61	POINTS PER GAME	0.75
2.6	SCORED PER GAME	1.2
0.7	CONCEDED PER GAME	2.5
+34	GOAL DIFFERENCE	-24
7	CLEAN SHEETS	2
1	FAILED TO SCORE	7
11/18	BOTH TEAMS SCORED	11/20
12/18	3+ GOALS IN GAME	13/20
21	POINTS, LAST 8	7

THE RACE SO FAR

POINTS AFTER EACH LEAGUE GAME · — HAYWARDS HEATH TOWN — BILLINGSHURST

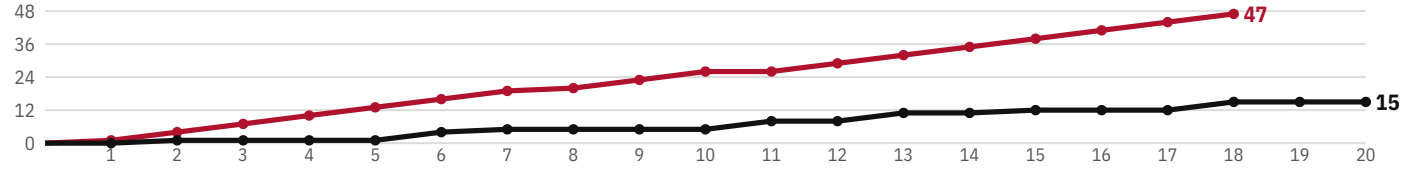

HOME AND AWAY

TODAY'S MATCH-UPS HIGHLIGHTED

HAYWARDS HEATH TOWN AT HOME — 7 games
6 W 1 D 0 L — **2.71** pts/game · goals 17-3

BILLINGSHURST AWAY — 9 games
2 W 0 D 7 L — **0.67** pts/game · goals 12-27

HAYWARDS HEATH TOWN AWAY — 11 games
9 W 1 D 1 L — **2.55** pts/game · goals 30-10

BILLINGSHURST AT HOME — 11 games
2 W 3 D 6 L — **0.82** pts/game · goals 13-22

EVERY LEAGUE RESULT

OLDEST LEFT, LATEST RIGHT · H HOME, A AWAY

HAYWARDS HEATH ...	0-0 H	2-1 A	3-1 A	2-1 H	1-0 H	5-1 A	2-0 A	1-1 A	4-0 H	4-0 A	1-2 A	1-0 H	4-1 A	2-1 H	3-2 A	3-1 A	7-1 H	2-0 A
BILLINGSHURST	1-2 H	1-1 H	3-5 A	4-5 A	2-4 H	2-0 H	1-1 H	0-4 A	0-1 A	0-3 H	2-0 A	0-1 H	3-2 H	1-6 A	2-2 H	1-2 H	0-3 A	2-1 A	0-2 A	0-4 H

COMMON OPPONENTS

LEAGUE RESULTS AGAINST THE 13 SIDES BOTH HAVE PLAYED

OPPONENT	HAYWARDS H...	BILLINGSHU...
AFC Varndeanians	2-1A 7-1H	2-0A
Bexhill United	2-0A	1-2H 0-3A
Crawley Down Gatwick	1-2A	1-1H
East Grinstead Town	0-0H 3-2A	1-6A
Eastbourne United	2-1H	2-4H
Forest Row	3-1A	0-1A
Horsham YM	1-1A	1-1H 0-2A
Lancing	3-1A	0-1H
Lingfield	1-0H	3-5A 2-2H
Midhurst & Easebourne	4-0H	3-2H
Pagham	2-1H	4-5A
Seaford Town	4-0A	1-2H 2-1A
Wick	4-1A	0-3H

Points against these sides: Haywards Heath Town 38 from 15 games (2.53 a game) · Billingshurst 12 from 17 (0.71)

KEY NUMBERS

6-1-0
Haywards Heath Town at home (W-D-L).

2-0-7
Billingshurst away (W-D-L).

12-2 · 2-7
Goals for-against, last 3 league games, home side first.

Sources: fulltime.thefa.com, footballwebpages.co.uk, dugoutdatahub.com

League games only · figures to Fri 27 Nov

PLATINUM PARTNER
PULSE WATER
WATER HYGIENE & TREATMENT SERVICES
Legionella risk assessments · water hygiene · softening & filtration
pulsewater.co.uk · helpdesk@pulsewater.co.uk · 01622 535103

LITTLE COMMON
17th · 13 pts · P18

STATS ZONE · SCFL PREMIER

V

Sat 28 Nov · 15:00

DOUGIE'S PREVIEW P74

MIDHURST & EASEBOURNE
19th · 12 pts · P17

TALE OF THE TAPE

LITTLE COMMON LEFT · MIDHURST & EASEBOURNE RIGHT · COLOURED BAR IS THE BETTER FIGURE

17th	LEAGUE POSITION	19th
0.72	POINTS PER GAME	0.71
1.4	SCORED PER GAME	1.1
2.6	CONCEDED PER GAME	2.4
-21	GOAL DIFFERENCE	-21
1	CLEAN SHEETS	2
6	FAILED TO SCORE	5
12/18	BOTH TEAMS SCORED	8/15
14/18	3+ GOALS IN GAME	13/15
6	POINTS, LAST 8	2

HOME AND AWAY

TODAY'S MATCH-UPS HIGHLIGHTED

LITTLE COMMON AT HOME
9 games

4 W 1 D 4 L

1.44 pts/game · goals 18-14

MIDHURST & EASEBOURNE AWAY
7 games

0 W 1 D 6 L

0.14 pts/game

LITTLE COMMON AWAY
9 games

0 W 0 D 9 L

0.00 pts/game · goals 7-32

MIDHURST & EASEBOURNE AT HOME
8 games

3 W 2 D 3 L

1.38 pts/game

EVERY LEAGUE RESULT

OLDEST LEFT, LATEST RIGHT · H HOME, A AWAY

LITTLE COMMON	0-8 A	1-4 H	1-2 H	0-2 A	3-1 H	1-3 H	0-0 H	1-2 A	2-4 A	2-1 H	1-5 A	1-2 A	2-4 A	0-3 A	6-1 H	0-1 H	0-2 A	4-1 H
MIDHURST & EASE...	3-0 H	1-2 A	3-0 H	2-2 A	3-2 H	0-2 H	0-6 H	0-4 A	2-3 A	1-1 H	0-3 A	0-5 A	1-3 H	2-2 H	1-5 A			

COMMON OPPONENTS

LEAGUE RESULTS AGAINST THE 9 SIDES BOTH HAVE PLAYED

OPPONENT	LITTLE COMM...	MIDHURST & ...
AFC Varndeanians	2-1H 0-3A	1-1H
Billingshurst	0-2A	2-3A
Eastbourne United	1-4H 0-2A	0-6H
Forest Row	6-1H	3-0H 0-3A
Guernsey	1-2A	2-2A
Horsham YM	0-0H	1-3H
Newhaven	1-2H	0-5A
Roffey	0-8A 0-1H	3-0H
Wick	2-4A	1-2A 2-2H

Points against these sides: Little Common 7 from 12 games (0.58 a game) · Midhurst & Easebourne 9 from 11 (0.82)

KEY NUMBERS

4-1-4
Little Common at home (W-D-L).

0-1-6
Midhurst & Easebourne away (W-D-L).

4-4 · 4-10
Goals for-against, last 3 league games, home side first.

Note: Midhurst & Easebourne: table totals include game(s) or a points adjustment not shown in the results list.

Sources: fulltime.thefa.com, footballwebpages.co.uk, dugoutdatahub.com

League games only · figures to Fri 27 Nov

PLATINUM PARTNER
PULSE WATER
WATER HYGIENE & TREATMENT SERVICES
Legionella risk assessments · water hygiene · softening & filtration
pulsewater.co.uk · helpdesk@pulsewater.co.uk · 01622 535103

SCFL PREMIER · EVERY GAME TODAY

DOUGIE'S PREVIEWS (CONT.)

SAT 28 NOV

By Dougie · Dugout AI

SCFL PREMIER

FULL STATS P78 KO 15:00 DOUGIE'S CALL 2-2

PAGHAM

11th · 23 pts · P16

L L W L L

BEXHILL UNITED

6th · 32 pts · P17

D L W W W

Unbeaten at home v three wins in a row

Pagham are unbeaten at home in the league (W6 D2), with wins over Seaford, Little Common (5-1) and AFC Varndeanians at Nyetimber Lane, and draws with Roffey and Newhaven. Away from home it is a different story: one win and seven defeats, including 5-0 at Lancing and 4-1 at Little Common in their last two. They went out of the RUR Cup on penalties to Selsey on Tuesday after a 1-1 draw. Lewis Rustell has 11 goals. Pagham are 11th on 23 points from 16 games. Bexhill are sixth on 32 points and in form: three straight league wins with 12 goals scored, 3-0 against Billingshurst, 4-1 against Seaford and 5-1 against Midhurst. Theo Coombs and Jack Shonk have eight goals each. Away from the Polegrove Bexhill have won five of eight, including 5-1 at Crawley Down Gatwick and 4-1 at Newhaven, though they lost 2-1 at Guernsey on their last trip. They finished ninth last season. Pagham finished seventh. Two strong records collide here: Pagham's at home and Bexhill's form. Pagham have conceded 31 in 16, so Bexhill's forwards should get chances. A score draw feels right.

DOUGIE'S DOSSIER

PAGHAM · LAST FIVE

L	1-2	Haywards Heath Town	A 20 Oct
L	2-3	Seaford Town	A 7 Nov
W	2-1	AFC Varndeanians	H 10 Nov
L	0-5	Lancing	A 14 Nov
L	1-4	Little Common	A 21 Nov

6-2-0 home W-D-L
2.1 scored per game
1.9 conceded per game
1.44 points per game

Scorers: Lewis George Rustell 11

BEXHILL UNITED · LAST FIVE

D	2-2	Lancing	H 24 Oct
L	1-2	Guernsey	A 31 Oct
W	3-0	Billingshurst	H 7 Nov
W	4-1	Seaford Town	H 14 Nov
W	5-1	Midhurst & Easebo...	H 21 Nov

5-0-3 away W-D-L
2.3 scored per game
1.5 conceded per game
1.88 points per game

Scorers: Theo Coombs 8

SCFL PREMIER

FULL STATS P79 KO 15:00 DOUGIE'S CALL 1-2

WICK

15th · 16 pts · P17

W L L D L

NEWHAVEN

12th · 23 pts · P17

L W L W W

Wick at Nyewood Lane, Newhaven always score

This game is listed at Bognor Regis Town's ground, Nyewood Lane, rather than Wick's usual home. Wick are 15th on 16 points and four league games without a win: 3-2 at Hassocks, 5-2 at home to Eastbourne United, 2-2 at Midhurst and 1-0 at AFC Varndeanians last Saturday. At home they have won three and lost four. They finished 13th last season and have conceded 46 in 17 this time. Newhaven are 12th on 23 points and have won two in a row: 2-1 against Hassocks and 3-1 against Lancing last Saturday. They are the only side in the SCFL Premier to have scored in every league game this season, and they also beat Crawley Down Gatwick 6-1 in the RUR Cup and 2-1 in the Peter Bentley Cup. The catch is their away form: two wins in eight, with defeats at Eastbourne United, Roffey, Lingfield (6-3) and Crawley Down Gatwick. They finished eighth last season with 66 points. Wick's defence against Newhaven's scoring run is the story. Dougie expects Newhaven to score, as they always do, and Wick to need two to get anything.

DOUGIE'S DOSSIER

WICK · LAST FIVE

W	4-2	Little Common	H 24 Oct
L	2-3	Hassocks	A 27 Oct
L	2-5	Eastbourne United	H 7 Nov
D	2-2	Midhurst & Easebou...	A 14 Nov
L	0-1	AFC Varndeanians	A 21 Nov

3-0-4 home W-D-L
1.5 scored per game
2.7 conceded per game
0.94 points per game

NEWHAVEN · LAST FIVE

L	3-6	Lingfield	A 24 Oct
W	5-0	Midhurst & Easebou...	H 31 Oct
L	2-3	Crawley Down Gatwick	A 7 Nov
W	2-1	Hassocks	H 14 Nov
W	3-1	Lancing	H 21 Nov

2-1-5 away W-D-L
1.8 scored per game
2.2 conceded per game
1.35 points per game

Sources: fulltime.thefa.com, footballwebpages.co.uk, dugoutdatahub.com

Form: last five league games, latest on the right

PLATINUM PARTNER

PULSE WATER
WATER HYGIENE & TREATMENT SERVICES

Legionella risk assessments · water hygiene · softening & filtration
pulsewater.co.uk · helpdesk@pulsewater.co.uk · 01622 535103

STATS ZONE · SCFL PREMIER

PAGHAM V BEXHILL UNITED

PAGHAM · 11th · 23 pts · P16

Sat 28 Nov · 15:00

BEXHILL UNITED · 6th · 32 pts · P17

DOUGIE'S PREVIEW P77

TALE OF THE TAPE

PAGHAM LEFT · BEXHILL UNITED RIGHT · COLOURED BAR IS THE BETTER FIGURE

PAGHAM		BEXHILL UNITED
11th	LEAGUE POSITION	6th
1.44	POINTS PER GAME	1.88
2.1	SCORED PER GAME	2.3
1.9	CONCEDED PER GAME	1.5
+3	GOAL DIFFERENCE	+14
5	CLEAN SHEETS	4
3	FAILED TO SCORE	2
9/16	BOTH TEAMS SCORED	11/17
13/16	3+ GOALS IN GAME	12/17
7	POINTS, LAST 8	19

THE RACE SO FAR

POINTS AFTER EACH LEAGUE GAME · — PAGHAM — BEXHILL UNITED

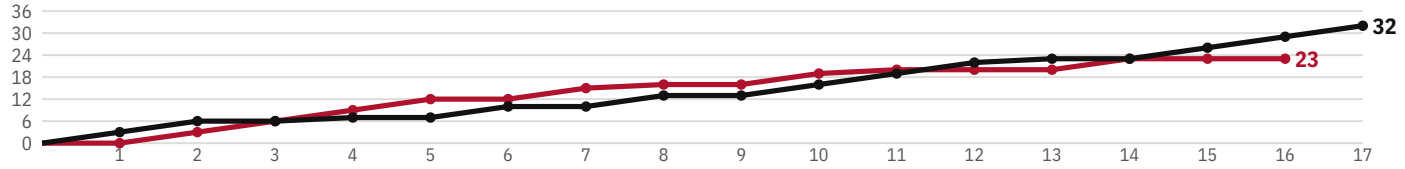

HOME AND AWAY

TODAY'S MATCH-UPS HIGHLIGHTED

PAGHAM AT HOME — 8 games
6 W 2 D 0 L — **2.50** pts/game · goals 22-7

BEXHILL UNITED AWAY — 8 games
5 W 0 D 3 L — **1.88** pts/game · goals 18-14

PAGHAM AWAY — 8 games
1 W 0 D 7 L — **0.38** pts/game · goals 12-24

BEXHILL UNITED AT HOME — 9 games
5 W 2 D 2 L — **1.89** pts/game · goals 21-11

EVERY LEAGUE RESULT

OLDEST LEFT, LATEST RIGHT · H HOME, A AWAY

PAGHAM	0-3 A	5-0 H	5-4 H	4-0 A	3-0 H	3-5 A	1-0 H	0-0 H	1-2 A	5-1 H	1-1 H	1-2 A	2-3 A	2-1 H	0-5 A	1-4 A
BEXHILL UNITED	2-1 A	2-0 A	0-1 A	2-2 H	2-8 A	2-0 A	0-2 H	5-1 A	1-2 H	4-1 A	2-1 H	2-0 H	2-2 H	1-2 A	3-0 H	4-1 H	5-1 H

COMMON OPPONENTS

LEAGUE RESULTS AGAINST THE 9 SIDES BOTH HAVE PLAYED

OPPONENT	PAGHAM	BEXHILL UNI...
AFC Varndeanians	2-1H	0-1A
Billingshurst	5-4H	2-1A 3-0H
Forest Row	4-0A	2-0H
Guernsey	0-3A	1-2A
Haywards Heath Town	1-2A	0-2H
Lancing	5-0H 0-5A	2-2H
Newhaven	1-1H	4-1A
Roffey	0-0H	2-2H
Seaford Town	1-0H 2-3A	2-0A 4-1H

Points against these sides: Pagham 17 from 11 games (1.55 a game) · Bexhill United 20 from 11 (1.82)

KEY NUMBERS

6-2-0
Pagham at home (W-D-L).

5-0-3
Bexhill United away (W-D-L).

3-10 · 12-2
Goals for-against, last 3 league games, home side first.

Sources: fulltime.thefa.com, footballwebpages.co.uk, dugoutdatahub.com

League games only · figures to Fri 27 Nov

PLATINUM PARTNER
PULSE WATER
WATER HYGIENE & TREATMENT SERVICES
Legionella risk assessments · water hygiene · softening & filtration
pulsewater.co.uk · helpdesk@pulsewater.co.uk · 01622 535103

STATS ZONE · SCFL PREMIER

WICK v NEWHAVEN

WICK: 15th · 16 pts · P17

Sat 28 Nov · 15:00

NEWHAVEN: 12th · 23 pts · P17

DOUGIE'S PREVIEW P77

TALE OF THE TAPE

WICK LEFT · NEWHAVEN RIGHT · COLOURED BAR IS THE BETTER FIGURE

WICK		NEWHAVEN
15th	LEAGUE POSITION	12th
0.94	POINTS PER GAME	1.35
1.5	SCORED PER GAME	1.8
2.7	CONCEDED PER GAME	2.2
-20	GOAL DIFFERENCE	-6
2	CLEAN SHEETS	2
3	FAILED TO SCORE	0
12/17	BOTH TEAMS SCORED	15/17
15/17	3+ GOALS IN GAME	14/17
7	POINTS, LAST 8	10

THE RACE SO FAR

POINTS AFTER EACH LEAGUE GAME · — WICK — NEWHAVEN

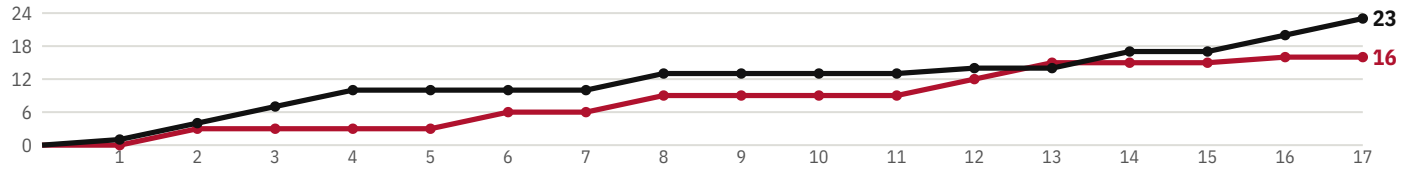

HOME AND AWAY

TODAY'S MATCH-UPS HIGHLIGHTED

WICK AT HOME — 7 games
3 W 0 D 4 L — **1.29** pts/game · goals 12-18

NEWHAVEN AWAY — 8 games
2 W 1 D 5 L — **0.88** pts/game · goals 14-21

WICK AWAY — 10 games
2 W 1 D 7 L — **0.70** pts/game · goals 14-28

NEWHAVEN AT HOME — 9 games
5 W 1 D 3 L — **1.78** pts/game · goals 17-16

EVERY LEAGUE RESULT

OLDEST LEFT, LATEST RIGHT · H HOME, A AWAY

WICK	1-5 A	2-1 H	1-3 A	1-5 A	0-3 A	2-0 H	1-2 H	3-0 A	1-4 A	0-4 H	1-4 H	3-2 A	4-2 H	2-3 A	2-5 H	2-2 A	0-1 A
NEWHAVEN	1-1 H	2-1 A	2-1 A	1-0 H	1-5 H	1-3 A	2-4 A	2-1 H	1-2 A	1-4 H	1-3 H	1-1 A	3-6 A	5-0 H	2-3 A	2-1 H	3-1 H

COMMON OPPONENTS

LEAGUE RESULTS AGAINST THE 10 SIDES BOTH HAVE PLAYED

OPPONENT	WICK	NEWHAVEN
Crawley Down Gatwick	1-2H	1-1H 2-3A
Eastbourne United	1-5A 2-5H	2-4A
Forest Row	1-4A	2-1H
Hassocks	2-3A	2-1A 2-1H
Haywards Heath Town	1-4H	1-5H
Lingfield	3-2A	3-6A
Little Common	4-2H	2-1A
Midhurst & Easebourne	2-1H 2-2A	5-0H
Pagham	0-3A	1-1A
Roffey	0-4H	1-2A

Points against these sides: Wick 10 from 12 games (0.83 a game) · Newhaven 17 from 12 (1.42)

KEY NUMBERS

3-0-4
Wick at home (W-D-L).

2-1-5
Newhaven away (W-D-L).

4-8 · 7-5
Goals for-against, last 3 league games, home side first.

Sources: fulltime.thefa.com, footballwebpages.co.uk, dugoutdatahub.com

League games only · figures to Fri 27 Nov

PLATINUM PARTNER
PULSE WATER
WATER HYGIENE & TREATMENT SERVICES
Legionella risk assessments · water hygiene · softening & filtration
pulsewater.co.uk · helpdesk@pulsewater.co.uk · 01622 535103

SCFL PREMIER · EVERY GAME TODAY

DOUGIE'S PREVIEWS (CONT.)

SAT 28 NOV

By Dougie · Dugout AI

FA VASE THIRD ROUND

FULL STATS P81 KO 15:00 DOUGIE'S CALL 1-2

LN LARKFIELD & NEW HYTHE

CRAWLEY DOWN GATWICK

10th · 25 pts · P18

W L W W L

FA Vase third round: Kent for the Anvils

FA Vase third round, and Crawley Down Gatwick head to Kent. They got here by winning 3-2 at Lingfield in the second round. Larkfield & New Hythe drew 1-1 with East Grinstead Town in round two and went through, so they have already put out one Sussex side. CDG are tenth in the SCFL Premier on 25 points from 18 games. Their recent league form: a 4-0 win against Seaford and a 3-2 win against Newhaven, then a 3-1 defeat at Roffey on 17 November. Callum Kilkenny has 15 goals in all competitions, second only to Joshua Wright in the division. CDG's away league record is two wins, three draws and two defeats, and they have conceded 36 in 18, so they are not watertight. They did lose 6-1 at Newhaven and 5-1 at Eastbourne United in October. The venue is still listed as to be advised on FA Full-Time, so check before you travel. Dougie has no form guide on Larkfield's league season, so he is going on CDG's quality up front and their Vase run.

DOUGIE'S DOSSIER

LARKFIELD & NEW HYTHE

Not in a league we track, so no form guide.

CRAWLEY DOWN GATWICK · LAST FIVE

W	2-1	Haywards Heath To...	H 10 Oct
L	1-5	Eastbourne United	A 17 Oct
W	4-0	Seaford Town	H 3 Nov
W	3-2	Newhaven	H 7 Nov
L	1-3	Roffey	A 17 Nov

Scorers: Callum Patrick Kilkenny 15

2-3-2 away W-D-L
1.7 scored per game
2.0 conceded per game
1.39 points per game

FA VASE THIRD ROUND

FULL STATS P82 KO 15:00 DOUGIE'S CALL 1-2

RU RUSTHALL

HASSOCKS

3rd · 36 pts · P17

W W W L W

FA Vase: the side that knocked out the leaders

FA Vase third round. Rusthall knocked out SCFL leaders Haywards Heath 4-2 in the second round, and AFC Walcountians 4-1 in qualifying, so Sussex sides have learned to respect them. Hassocks got here by beating Eastbourne United 5-2 in the second round, one of the results of the season. They are third in the SCFL Premier on 36 points from 17 games and won 4-0 at Billingshurst last Saturday. They have lost only three league games all season and have won five of nine away. They have also beaten Lancing 2-1 in the Peter Bentley Cup. The warning sign: a 6-0 home defeat by Chichester City in the Sussex Senior Cup on 17 November, a reminder that a higher-level side with momentum can hurt them. Rusthall play at Jockey Farm. Hassocks have conceded 18 in 17 league games, the second-best defence in the division behind Haywards Heath. If they keep Rusthall quiet for the first 20 minutes, their quality should tell. Dougie goes with the Robins.

DOUGIE'S DOSSIER

RUSTHALL

Not in a league we track, so no form guide.

HASSOCKS · LAST FIVE

W	3-0	Forest Row	A 24 Oct
W	3-2	Wick	H 27 Oct
W	1-0	Lingfield	A 7 Nov
L	1-2	Newhaven	A 14 Nov
W	4-0	Billingshurst	A 21 Nov

5-2-2 away W-D-L
2.2 scored per game
1.1 conceded per game
2.12 points per game

Sources: fulltime.thefa.com, footballwebpages.co.uk, dugoutdatahub.com

Form: last five league games, latest on the right

PLATINUM PARTNER

PULSE WATER
WATER HYGIENE & TREATMENT SERVICES

Legionella risk assessments · water hygiene · softening & filtration
pulsewater.co.uk · helpdesk@pulsewater.co.uk · 01622 535103

LN

LARKFIELD & NEW HYTHE

Outside our leagues

STATS ZONE · FA VASE
THIRD ROUND

V

Sat 28 Nov · 15:00

DOUGIE'S PREVIEW P80

CRAWLEY DOWN GATWICK

10th · 25 pts · P18

CRAWLEY DOWN GATWICK SEASON NUMBERS

SCFL PREMIER

10th LEAGUE POSITION	**25** POINTS	**1.39** POINTS PER GAME	**1.7** SCORED PER GAME	**2.0** CONCEDED PER GAME	**-5** GOAL DIFFERENCE
2 CLEAN SHEETS	**2** FAILED TO SCORE	**13** POINTS FROM LAST 8	**14/18** BOTH TEAMS SCORED	**13/18** 3+ GOALS IN GAME	**WLWWL** LAST FIVE

POINTS RACE

CRAWLEY DOWN GATWICK POINTS AFTER EACH LEAGUE GAME

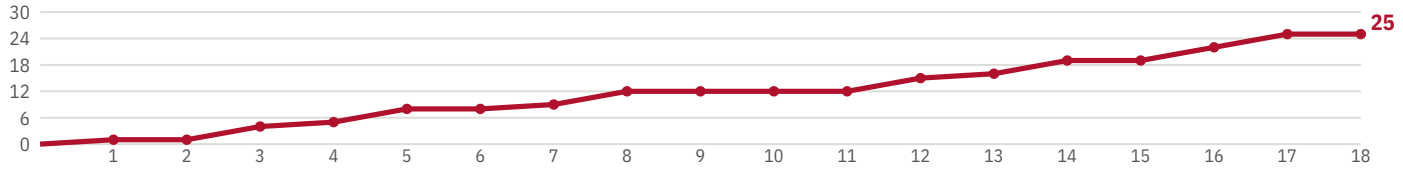

HOME AND AWAY

SCFL PREMIER

CRAWLEY DOWN GATWICK AT HOME — 11 games

5 W 1 D 5 L — **1.45** pts/game · goals 23-24

CRAWLEY DOWN GATWICK AWAY — 7 games

2 W 3 D 2 L — **1.29** pts/game · goals 8-12

EVERY LEAGUE RESULT

OLDEST LEFT, LATEST RIGHT

CRAWLEY DOWN G...	1-1	2-3	1-0	2-2	4-2	0-1	1-1	2-1	1-5	1-3	0-3	4-2	1-1	2-1	1-5	4-0	3-2	1-3
	A	H	A	H	H	H	A	A	H	H	H	H	A	H	A	H	H	A

KEY NUMBERS

2-3-2
Crawley Down Gatwick away (W-D-L).

8-5
Goals for-against, last 3 league games.

Larkfield & New Hythe play outside the leagues we track, so we have no form guide or league numbers for them.

Sources: fulltime.thefa.com, footballwebpages.co.uk, dugoutdatahub.com

League games only · figures to Fri 27 Nov

PLATINUM PARTNER

PULSE WATER
WATER HYGIENE & TREATMENT SERVICES

Legionella risk assessments · water hygiene · softening & filtration
pulsewater.co.uk · helpdesk@pulsewater.co.uk · 01622 535103

RU **RUSTHALL**
Outside our leagues

STATS ZONE · FA VASE
THIRD ROUND
V
Sat 28 Nov · 15:00
DOUGIE'S PREVIEW P80

HASSOCKS
3rd · 36 pts · P17

HASSOCKS SEASON NUMBERS

SCFL PREMIER

3rd LEAGUE POSITION	**36** POINTS	**2.12** POINTS PER GAME	**2.2** SCORED PER GAME	**1.1** CONCEDED PER GAME	**+20** GOAL DIFFERENCE
6 CLEAN SHEETS	**2** FAILED TO SCORE	**16** POINTS FROM LAST 8	**10/16** BOTH TEAMS SCORED	**13/16** 3+ GOALS IN GAME	**WWWLW** LAST FIVE

HOME AND AWAY

SCFL PREMIER

HASSOCKS AT HOME — 7 games
5 W 1 D 1 L — **2.29** pts/game

HASSOCKS AWAY — 9 games
5 W 2 D 2 L — **1.89** pts/game

EVERY LEAGUE RESULT

OLDEST LEFT, LATEST RIGHT

HASSOCKS

5-1	1-2	3-1	4-4	0-0	4-0	3-1	3-1	2-1	0-0	1-3	3-0	3-2	1-0	1-2	4-0
H	H	H	A	A	H	A	A	H	H	A	A	H	A	A	A

KEY NUMBERS

5-2-2
Hassocks away (W-D-L).

6-2
Goals for-against, last 3 league games.

Rusthall play outside the leagues we track, so we have no form guide or league numbers for them.

Note: Hassocks: table totals include game(s) or a points adjustment not shown in the results list.

Sources: fulltime.thefa.com, footballwebpages.co.uk, dugoutdatahub.com

League games only · figures to Fri 27 Nov

PLATINUM PARTNER
PULSE WATER
WATER HYGIENE & TREATMENT SERVICES
Legionella risk assessments · water hygiene · softening & filtration
pulsewater.co.uk · helpdesk@pulsewater.co.uk · 01622 535103

STEP 5 · MILES ON THE ROAD

SCFL PREMIER

TODAY'S AWAY DAYS

LONGEST DRIVE	SHORTEST DRIVE	AWAY MILES TODAY	AVERAGE AWAY TRIP
64 miles	**9.1 miles**	**325 miles**	**36 miles**
Bexhill United to Pagham	Lancing to AFC Varndeanians	9 road trips, one way. 650 there and back	one way, by road

WHERE THEY ARE PLAYING

● home ground · ○ where the away side sets off · ▬ longest drive



HOW FAR THEY DRIVE

Today's league games and two FA Vase ties · miles by road, numbers match the map

#	HOME V AWAY (THE TRAVELLERS)		ONE WAY	RETURN
1	Seaford Town v Guernsey	✈ By air, straight line	148	295
2	Pagham v Bexhill United		64	129
3	Little Common v Midhurst & Easebourne		63	126
4	Eastbourne United v Forest Row		44	89
5	Wick v Newhaven		43	85
6	Larkfield & New Hythe v Crawley Down Gatwick FA VASE		35	69
7	Rusthall v Hassocks FA VASE		28	56
8	East Grinstead Town v Horsham YM		20	39
9	Haywards Heath Town v Billingshurst		19	38
10	AFC Varndeanians v Lancing		9.1	18

Driving distance, ground to ground, one way by the fastest road route. Round trip is there and back. Channel Island trips are flown, so they show straight-line miles and sit outside the road totals. A few smaller grounds are placed by street or village, so allow a mile or two. Roads and grounds: © OpenStreetMap contributors, routed with OSRM. Coastline: Natural Earth.

PLATINUM PARTNER
PULSE WATER
WATER HYGIENE & TREATMENT SERVICES
Legionella risk assessments · water hygiene · softening & filtration
pulsewater.co.uk · helpdesk@pulsewater.co.uk · 01622 535103

ADVERTISEMENT

SUPPORTING SUSSEX NON-LEAGUE FOOTBALL



PLATINUM PARTNER

PULSE WATER
WATER HYGIENE & TREATMENT SERVICES

Legionella risk assessments · water hygiene · softening & filtration
pulsewater.co.uk · helpdesk@pulsewater.co.uk · 01622 535103

STEP 6

SCFL DIVISION ONE

FA FULL-TIME, 27 NOV

#	CLUB	P	W	D	L	GF	GA	GD	PTS	FORM
1	Infinity	18	16	1	1	54	16	+38	49	W W W W W
2	AFC Walcountians	18	12	3	3	46	14	+32	39	W L W D W
3	Worthing United	17	11	3	3	45	14	+31	36	W D W W W
4	Jarvis Brook	17	11	3	3	36	18	+18	36	D W W W L
5	Dial Square	17	10	2	5	27	15	+12	32	L W W W W
6	Reigate Priory	18	10	1	7	42	30	+12	31	L W L L W
7	Hailsham Town	18	10	1	7	33	30	+3	31	W W L W W
8	Saltdean United	17	9	3	5	36	25	+11	30	W W D L D
9	Guildford City	18	8	4	6	36	26	+10	28	W W L D D
10	Mile Oak	18	8	3	7	27	28	-1	27	W L W L W
11	Loxwood	18	6	5	7	20	23	-3	23	L W L W L
12	East Preston	18	6	4	8	25	25	0	22	L W D W L
13	Selsey	18	6	3	9	22	36	-14	21	W L W L L
14	Westfield	17	5	5	7	24	25	-1	20	L D L D L
15	Arundel	18	5	4	9	33	46	-13	19	D L L L W
16	Oakwood	18	4	5	9	20	38	-18	17	L W D D L
17	Clanfield	17	4	1	12	18	42	-24	13	L D L L W
18	Dorking Wanderers B	19	2	4	13	22	44	-22	10	L L D D L
19	Shoreham	18	2	4	12	16	50	-34	10	L L L D D
20	Ringmer AFC	19	2	3	14	15	52	-37	9	L L L L L

TODAY'S FIXTURES

10 games

15:00	AFC Walcountians	Westfield
15:00	Arundel	Shoreham
15:00	Clanfield	Mile Oak
15:00	Guildford City	Hailsham Town
15:00	Infinity	Loxwood
15:00	Jarvis Brook	Saltdean United
15:00	Oakwood	East Preston
15:00	Reigate Priory	Ringmer AFC
15:00	Selsey	Dial Square
15:00	Worthing United	Dorking Wanderers B

TOP SCORERS

FA Full-Time goals

Zackary Robert Willett	Infinity	22
Tommy Mckenna	Reigate Priory	19
Tyler Pearson	Hailsham Town	12
Charlie Alex Moore	AFC Walcountians	11
Daniel George Kingston	Worthing United	10
Luke Mitchell	Guildford City	9

Goals as recorded on FA Full-Time, to 26 Nov.

HOT OR NOT

points from the last five league games

▲ HOT

Infinity 1st	W W W W W	15 pts
Worthing United 3rd	W D W W W	13 pts
Dial Square 5th	L W W W W	12 pts

▼ NOT

Ringmer AFC 20th	L L L L L	0 pts
Shoreham 19th	L L L D D	2 pts
Dorking Wanderers B 18th	L L D D L	2 pts

Sources: fulltime.thefa.com, dugoutdatahub.com

Form: last five league games, latest on the right

PLATINUM PARTNER

PULSE WATER
WATER HYGIENE & TREATMENT SERVICES

Legionella risk assessments · water hygiene · softening & filtration
pulsewater.co.uk · helpdesk@pulsewater.co.uk · 01622 535103

STEP 6 · THE LEAGUE IN NUMBERS

SCFL DIVISION ONE

GRAPHICAL ANALYSIS

3.35	3.00	0.78	15/15	0/15	5
GOALS PER GAME	BEST ATTACK · PER GAME	BEST DEFENCE · CONCEDED	IN FORM · LAST FIVE	OUT OF FORM · LAST FIVE	MOST DRAWS
	Infinity	AFC Walcoun...	Infinity	Ringmer AFC	Loxwood

THE LEAGUE AT A GLANCE

every club, in table order

#	CLUB	WON · DRAWN · LOST	POINTS PER GAME · ● LAST FIVE		GOAL DIFFERENCE
1	Infinity	16		2.72	+38
2	AFC Walcountians	12 · 3 · 3		2.17	+32
3	Worthing United	11 · 3 · 3		2.12	+31
4	Jarvis Brook	11 · 3 · 3		2.12	+18
5	Dial Square	10 · 5		1.88	+12
6	Reigate Priory	10 · 7		1.72	+12
7	Hailsham Town	10 · 7		1.72	+3
8	Saltdean United	9 · 3 · 5		1.76	+11
9	Guildford City	8 · 4 · 6		1.56	+10
10	Mile Oak	8 · 3 · 7		1.50	-1
11	Loxwood	6 · 5 · 7		1.28	-3
12	East Preston	6 · 4 · 8		1.22	0
13	Selsey	6 · 3 · 9		1.17	-14
14	Westfield	5 · 5 · 7		1.18	-1
15	Arundel	5 · 4 · 9		1.06	-13
16	Oakwood	4 · 5 · 9		0.94	-18
17	Clanfield	4 · 12		0.76	-24
18	Dorking Wanderers B	4 · 13		0.53	-22
19	Shoreham	4 · 12		0.56	-34
20	Ringmer AFC	3 · 14		0.47	-37

Bar: season points per game, out of a maximum three. Dot: last five games, green if better than the season rate, red if worse.

ATTACK V DEFENCE

per game

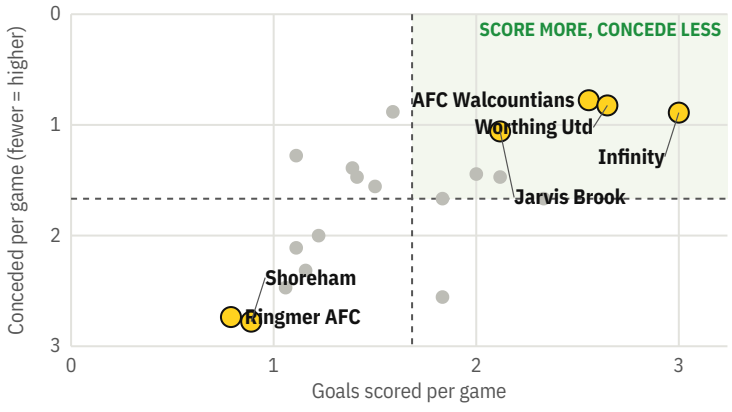

WHO IS MOVING

last five v season, points per game

RISING

Hailsham Town	+0.68
Dial Square	+0.52
Worthing United	+0.48
Mile Oak	+0.30

SLIPPING

Arundel	-0.26
Ringmer AFC	-0.47
Reigate Priory	-0.52
Westfield	-0.78

Sources: fulltime.thefa.com, dugoutdatahub.com

League games only · table to 2026-11-26

PLATINUM PARTNER
PULSE WATER
WATER HYGIENE & TREATMENT SERVICES
Legionella risk assessments · water hygiene · softening & filtration
pulsewater.co.uk · helpdesk@pulsewater.co.uk · 01622 535103

SCFL DIVISION ONE · EVERY GAME TODAY

DOUGIE'S PREVIEWS

SAT 28 NOV

By Dougie · Dugout AI

Dougie on all 10 games in the SCFL Division One. Form: latest on the right. Dossier: last five league results (team's score first) and venue record. Dougie's call is a prediction, not a promise.

SCFL DIVISION ONE

FULL STATS P88 KO 15:00 DOUGIE'S CALL **2-0**

AFC WALCOUNTIANS

2nd · 39 pts · P18

W L W D W

WESTFIELD

14th · 20 pts · P17

L D L D L

The meanest defence in the division

AFC Walcountians have the meanest defence in Division One: 14 conceded in 18 league games, level with Worthing United, and nine clean sheets. They are second on 39 points, ten behind Infinity, and won 4-0 at Ringmer last Saturday. Before that they beat Clanfield 5-1 at home, drew 1-1 at Oakwood and lost 1-0 at home to Infinity, their only home defeat since early October. Charlie Moore has 11 goals, Chike Ejezie and Theo Huey-Walker eight each. They finished sixth last season. Westfield are 14th on 20 points. They have not won away in the league (D5 L3) and are three games without a win: 3-1 at home to Jarvis Brook, 2-2 at Shoreham and 1-0 at Dial Square last Saturday. They did beat Jarvis Brook 3-1 in the RUR Cup. The sides met in the FA Vase in August and drew 2-2. Westfield have scored 24 and conceded 25, a middling record. It is a long trip from East Sussex to the Reg Madgwick Stadium in Surrey, 56 miles by road. Walcs should have too much at home.

DOUGIE'S DOSSIER

AFC WALCOUNTIANS · LAST FIVE

W	3-0	Shoreham	A 31 Oct	
L	0-1	Infinity	H 7 Nov	
W	5-1	Clanfield	H 10 Nov	
D	1-1	Oakwood	A 14 Nov	
W	4-0	Ringmer AFC	A 21 Nov	

5-1-2 home W-D-L
2.6 scored per game
0.8 conceded per game
2.17 points per game

Scorers: Charlie Alex Moore 11, Chike Ejezie 8

WESTFIELD · LAST FIVE

L	1-3	Loxwood	H 17 Oct	
D	1-1	Arundel	A 31 Oct	
L	1-3	Jarvis Brook	H 7 Nov	
D	2-2	Shoreham	A 14 Nov	
L	0-1	Dial Square	A 21 Nov	

0-5-3 away W-D-L
1.4 scored per game
1.5 conceded per game
1.18 points per game

SCFL DIVISION ONE

FULL STATS P89 KO 15:00 DOUGIE'S CALL **2-1**

ARUNDEL

15th · 19 pts · P18

D L L L W

SHOREHAM

19th · 10 pts · P18

L L L D D

Arundel's 5-1, Shoreham's long wait

Arundel beat fourth-placed Jarvis Brook 5-1 last Saturday, their first league win in 11 games, then lost 4-0 at Haywards Heath in the Peter Bentley Cup on Tuesday. They are 15th on 19 points and have conceded 46, the most of any side outside the bottom three. At Mill Road they have won four, drawn three and lost three. The run before Saturday was rough: 7-0 at home to Reigate Priory, 3-0 at home to Saltdean, then defeats at Worthing United and Dial Square. Shoreham were relegated from the Premier last season after finishing bottom with 18 points, and they are 19th in Division One on ten points. They are six league games without a win but have drawn their last two, 2-2 with Westfield and 1-1 with Oakwood. They have failed to score in eight of 18 games and conceded 50. Their only away win came at Reigate Priory (3-1) in October. A short trip along the coast for Shoreham. If Arundel bring Saturday's sharpness rather than Tuesday's, they should win; if it is the Arundel of October, Shoreham's draws could turn into a win.

DOUGIE'S DOSSIER

ARUNDEL · LAST FIVE

D	1-1	Westfield	H 31 Oct	
L	0-3	Saltdean United	H 3 Nov	
L	1-2	Worthing United	A 7 Nov	
L	2-3	Dial Square	A 14 Nov	
W	5-1	Jarvis Brook	H 21 Nov	

4-3-3 home W-D-L
1.8 scored per game
2.6 conceded per game
1.06 points per game

SHOREHAM · LAST FIVE

L	1-2	Worthing United	A 24 Oct	
L	0-3	AFC Walcountians	H 31 Oct	
L	1-3	Dial Square	A 7 Nov	
D	2-2	Westfield	H 14 Nov	
D	1-1	Oakwood	H 21 Nov	

1-1-6 away W-D-L
0.9 scored per game
2.8 conceded per game
0.56 points per game

Sources: fulltime.thefa.com, footballwebpages.co.uk, dugoutdatahub.com

Form: last five league games, latest on the right

PLATINUM PARTNER

PULSE WATER
WATER HYGIENE & TREATMENT SERVICES

Legionella risk assessments · water hygiene · softening & filtration
pulsewater.co.uk · helpdesk@pulsewater.co.uk · 01622 535103

STATS ZONE · SCFL DIVISION ONE

AFC WALCOUNTIANS V WESTFIELD

AFC WALCOUNTIANS: 2nd · 39 pts · P18

Sat 28 Nov · 15:00

DOUGIE'S PREVIEW P87

WESTFIELD: 14th · 20 pts · P17

TALE OF THE TAPE

AFC WALCOUNTIANS LEFT · WESTFIELD RIGHT · COLOURED BAR IS THE BETTER FIGURE

AFC WALCOUNTIANS		WESTFIELD
2nd	LEAGUE POSITION	14th
2.17	POINTS PER GAME	1.18
2.6	SCORED PER GAME	1.4
0.8	CONCEDED PER GAME	1.5
+32	GOAL DIFFERENCE	-1
9	CLEAN SHEETS	2
2	FAILED TO SCORE	4
8/18	BOTH TEAMS SCORED	11/17
12/18	3+ GOALS IN GAME	10/17
17	POINTS, LAST 8	8

THE RACE SO FAR

POINTS AFTER EACH LEAGUE GAME · — AFC WALCOUNTIANS — WESTFIELD

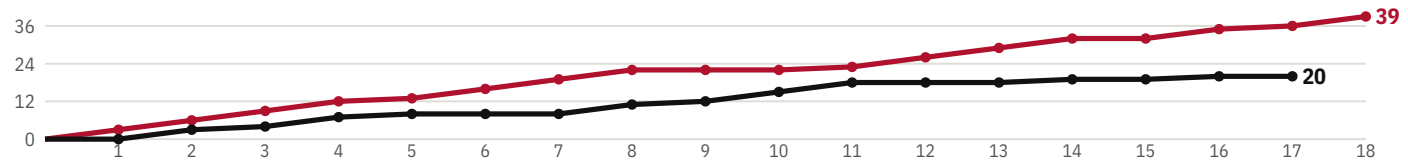

HOME AND AWAY

TODAY'S MATCH-UPS HIGHLIGHTED

AFC WALCOUNTIANS AT HOME — 8 games

5 W 1 D 2 L — **2.00** pts/game · goals 21-5

WESTFIELD AWAY — 8 games

0 W 5 D 3 L — **0.62** pts/game · goals 6-13

AFC WALCOUNTIANS AWAY — 10 games

7 W 2 D 1 L — **2.30** pts/game · goals 25-9

WESTFIELD AT HOME — 9 games

5 W 0 D 4 L — **1.67** pts/game · goals 18-12

EVERY LEAGUE RESULT

OLDEST LEFT, LATEST RIGHT · H HOME, A AWAY

AFC WALCOUNTIANS	3-1 A	5-0 H	2-1 A	3-0 A	0-0 H	2-0 A	5-2 A	5-0 H	1-3 A	2-3 H	1-1 A	3-0 H	1-0 H	3-0 A	0-1 H	5-1 H	1-1 A	4-0 A
WESTFIELD	0-2 A	3-0 H	1-1 A	3-1 H	1-1 A	1-2 H	0-1 H	4-0 H	1-1 A	2-1 H	3-1 H	0-4 A	1-3 H	1-1 A	1-3 H	2-2 A	0-1 A	

COMMON OPPONENTS

LEAGUE RESULTS AGAINST THE 15 SIDES BOTH HAVE PLAYED

OPPONENT	AFC WALCOU...	WESTFIELD
Arundel	5-2A	1-1A
Clanfield	5-1H	4-0H
Dial Square	0-0H	0-1A
Dorking Wanderers B	3-0A	3-1H
East Preston	1-1A	0-1H
Infinity	0-1H	0-4A
Jarvis Brook	3-1A	1-3H
Loxwood	1-0H	1-3H
Mile Oak	5-0H	3-1H
Oakwood	5-0H 1-1A	0-2A
Reigate Priory	2-3H	1-2H
Ringmer AFC	4-0A	1-1A
Selsey	2-0A	1-1A
Shoreham	3-0A	3-0H 2-2A
Worthing United	1-3A	2-1H

Points against these sides: AFC Walcountians 33 from 16 games (2.06 a game) · Westfield 19 from 16 (1.19)

KEY NUMBERS

5-1-2
AFC Walcountians at home (W-D-L).

0-5-3
Westfield away (W-D-L).

10-2 · 3-6
Goals for-against, last 3 league games, home side first.

Sources: fulltime.thefa.com, footballwebpages.co.uk, dugoutdatahub.com

League games only · figures to Fri 27 Nov

PLATINUM PARTNER
PULSE WATER WATER HYGIENE & TREATMENT SERVICES
Legionella risk assessments · water hygiene · softening & filtration
pulsewater.co.uk · helpdesk@pulsewater.co.uk · 01622 535103

STATS ZONE · SCFL DIVISION ONE

ARUNDEL V SHOREHAM

ARUNDEL · 15th · 19 pts · P18

Sat 28 Nov · 15:00

DOUGIE'S PREVIEW P87

SHOREHAM · 19th · 10 pts · P18

TALE OF THE TAPE

ARUNDEL LEFT · SHOREHAM RIGHT · COLOURED BAR IS THE BETTER FIGURE

ARUNDEL		SHOREHAM
15th	LEAGUE POSITION	19th
1.06	POINTS PER GAME	0.56
1.8	SCORED PER GAME	0.9
2.6	CONCEDED PER GAME	2.8
-13	GOAL DIFFERENCE	-34
0	CLEAN SHEETS	2
3	FAILED TO SCORE	8
15/18	BOTH TEAMS SCORED	9/18
16/18	3+ GOALS IN GAME	13/18
5	POINTS, LAST 8	5

THE RACE SO FAR

POINTS AFTER EACH LEAGUE GAME · — ARUNDEL — SHOREHAM

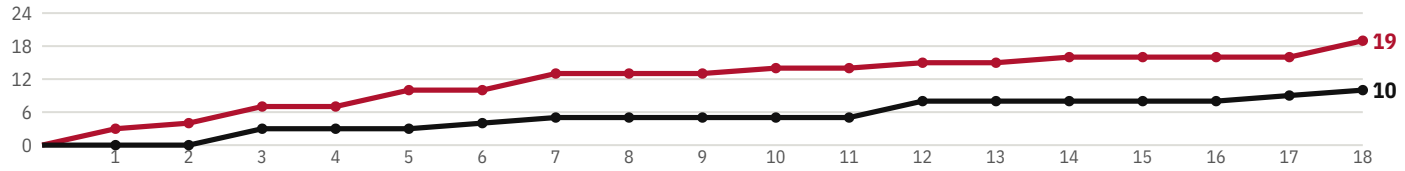

HOME AND AWAY

TODAY'S MATCH-UPS HIGHLIGHTED

ARUNDEL AT HOME — 10 games
4 W 3 D 3 L — **1.50** pts/game · goals 20-24

SHOREHAM AWAY — 8 games
1 W 1 D 6 L — **0.50** pts/game · goals 8-21

ARUNDEL AWAY — 8 games
1 W 1 D 6 L — **0.50** pts/game · goals 13-22

SHOREHAM AT HOME — 10 games
1 W 3 D 6 L — **0.60** pts/game · goals 8-29

EVERY LEAGUE RESULT

OLDEST LEFT, LATEST RIGHT · H HOME, A AWAY

ARUNDEL	4-2 H	2-2 A	2-1 H	1-4 A	3-1 H	0-3 A	4-1 A	2-5 H	2-5 A	1-1 H	1-2 A	2-2 H	0-7 H	1-1 H	0-3 H	1-2 A	2-3 A	5-1 H
SHOREHAM	1-4 H	0-3 A	2-0 H	0-5 H	0-4 A	0-0 H	1-1 A	0-2 A	0-4 H	2-5 A	0-6 H	3-1 A	2-4 H	1-2 A	0-3 H	1-3 A	2-2 H	1-1 H

COMMON OPPONENTS

LEAGUE RESULTS AGAINST THE 15 SIDES BOTH HAVE PLAYED

OPPONENT	ARUNDEL	SHOREHAM
AFC Walcountians	2-5H	0-3H
Dial Square	2-1H 2-3A	1-3A
Dorking Wanderers B	2-2A	2-4H
East Preston	4-1A	0-4A
Guildford City	1-2A	0-2A
Hailsham Town	2-5A	0-5H
Infinity	0-3A	0-6H
Jarvis Brook	5-1H	0-4H
Loxwood	3-1H	0-0H
Oakwood	1-1H	1-1H
Reigate Priory	0-7H	3-1A
Ringmer AFC	4-2H	1-1A
Saltdean United	0-3H	2-5A
Westfield	1-1H	0-3A 2-2H
Worthing United	1-2A	1-2A

Points against these sides: Arundel 18 from 16 games (1.12 a game) · Shoreham 7 from 16 (0.44)

KEY NUMBERS

4-3-3
Arundel at home (W-D-L).

1-1-6
Shoreham away (W-D-L).

8-6 · 4-6
Goals for-against, last 3 league games, home side first.

Sources: fulltime.thefa.com, footballwebpages.co.uk, dugoutdatahub.com

League games only · figures to Fri 27 Nov

PLATINUM PARTNER
PULSE WATER
WATER HYGIENE & TREATMENT SERVICES
Legionella risk assessments · water hygiene · softening & filtration
pulsewater.co.uk · helpdesk@pulsewater.co.uk · 01622 535103

SCFL DIVISION ONE · EVERY GAME TODAY

DOUGIE'S PREVIEWS (CONT.)

SAT 28 NOV

By Dougie · Dugout AI

SCFL DIVISION ONE

FULL STATS P91 KO 15:00 DOUGIE'S CALL 1-1

CLANFIELD
17th · 13 pts · P17

L D L L W

MILE OAK
10th · 27 pts · P18

W L W L W

Clanfield's 6-2 came out of nowhere

Clanfield lost 7-0 at home to New Milton Town in the Russell Cotes Cup, then beat sixth-placed Reigate Priory 6-2 at Westleigh Park last Saturday. That is the Clanfield season in two results. All four of their league wins have come at home; away from home they have lost eight out of eight. They are 17th on 13 points, have scored 18 and conceded 42, and have failed to score in seven league games. Mile Oak are tenth on 27 points and have alternated win, defeat, win for five games, the latest a 2-1 win over Dorking Wanderers B last Saturday. They beat Oakwood 1-0 away and East Preston 2-0 at home in October, then lost 3-0 at Guildford, beat Loxwood 2-1 and lost 1-0 at Hailsham. Away from home they have two wins in ten, though one was 7-1 at Ringmer. They finished tenth last season. Mile Oak travel 40 miles west to Hampshire for this. Their away record and Clanfield's home record make it a closer game than the table says.

DOUGIE'S DOSSIER

CLANFIELD · LAST FIVE

L	1-4	Hailsham Town	A 31 Oct	
D	2-2	East Preston	H 7 Nov	
L	1-5	AFC Walcountians	A 10 Nov	
L	0-1	Loxwood	A 14 Nov	
W	6-2	Reigate Priory	H 21 Nov	

4-1-4 home W-D-L
1.1 scored per game
2.5 conceded per game
0.76 points per game

MILE OAK · LAST FIVE

W	2-0	East Preston	H 24 Oct	
L	0-3	Guildford City	A 31 Oct	
W	2-1	Loxwood	H 7 Nov	
L	0-1	Hailsham Town	A 14 Nov	
W	2-1	Dorking Wanderers B	H 21 Nov	

2-2-6 away W-D-L
1.5 scored per game
1.6 conceded per game
1.50 points per game

SCFL DIVISION ONE

FULL STATS P92 KO 15:00 DOUGIE'S CALL 1-1

GUILDFORD CITY
9th · 28 pts · P18

W W L D D

HAILSHAM TOWN
7th · 31 pts · P18

W W L W W

Last season's Division Two champions travel

Hailsham won Division Two last season with 77 points, and they have adapted well: seventh on 31 points with two straight wins, 1-0 against Mile Oak and 4-2 against Loxwood. Tyler Pearson has 12 goals, third in the division. At the Beaconsfield they are strong (W7 D1 L2). On the road they have won three and lost five, including 6-0 at Worthing United and 3-1 at Reigate Priory. The 76-mile trip to Guildford is one of the longest any Sussex side makes today. Guildford City are ninth on 28 points and have drawn their last two, 1-1 with Dorking Wanderers B and 1-1 at Saltdean. Before that they beat Mile Oak 3-0 at home and lost 4-1 at Selsey. They lost 2-1 at Dorkinians in the Surrey FA Premier Cup on Wednesday, so they will have had a short turnaround. At the Spectrum they have won four, drawn three and lost two. Luke Mitchell has nine goals. Guildford have kept six league clean sheets and conceded 26. If Hailsham can carry their home form on the road, they will move above Reigate Priory. Dougie sees a draw.

DOUGIE'S DOSSIER

GUILDFORD CITY · LAST FIVE

W	1-0	Dial Square	A 24 Oct	
W	3-0	Mile Oak	H 31 Oct	
L	1-4	Selsey	A 7 Nov	
D	1-1	Dorking Wanderers B	H 14 Nov	
D	1-1	Saltdean United	A 21 Nov	

Scorers: Luke Mitchell 9

4-3-2 home W-D-L
2.0 scored per game
1.4 conceded per game
1.56 points per game

HAILSHAM TOWN · LAST FIVE

W	1-0	Ringmer AFC	A 24 Oct	
W	4-1	Clanfield	H 31 Oct	
L	1-3	Reigate Priory	A 7 Nov	
W	1-0	Mile Oak	H 14 Nov	
W	4-2	Loxwood	H 21 Nov	

Scorers: Tyler Pearson 12

3-0-5 away W-D-L
1.8 scored per game
1.7 conceded per game
1.72 points per game

Sources: fulltime.thefa.com, footballwebpages.co.uk, dugoutdatahub.com

Form: last five league games, latest on the right

PLATINUM PARTNER

PULSE WATER
WATER HYGIENE & TREATMENT SERVICES

Legionella risk assessments · water hygiene · softening & filtration
pulsewater.co.uk · helpdesk@pulsewater.co.uk · 01622 535103

STATS ZONE · SCFL DIVISION ONE

CLANFIELD V MILE OAK

CLANFIELD · 17th · 13 pts · P17

Sat 28 Nov · 15:00

DOUGIE'S PREVIEW P90

MILE OAK · 10th · 27 pts · P18

TALE OF THE TAPE

CLANFIELD LEFT · MILE OAK RIGHT · COLOURED BAR IS THE BETTER FIGURE

CLANFIELD		MILE OAK
17th	LEAGUE POSITION	10th
0.76	POINTS PER GAME	1.50
1.1	SCORED PER GAME	1.5
2.5	CONCEDED PER GAME	1.6
-24	GOAL DIFFERENCE	-1
3	CLEAN SHEETS	3
7	FAILED TO SCORE	6
7/17	BOTH TEAMS SCORED	9/18
12/17	3+ GOALS IN GAME	10/18
7	POINTS, LAST 8	16

THE RACE SO FAR

POINTS AFTER EACH LEAGUE GAME · — CLANFIELD — MILE OAK

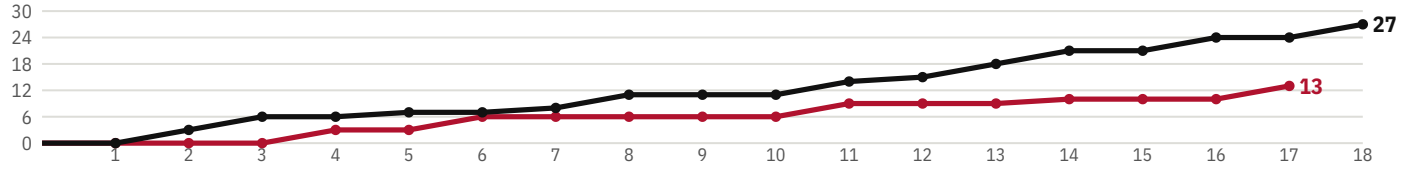

HOME AND AWAY

TODAY'S MATCH-UPS HIGHLIGHTED

CLANFIELD AT HOME — 9 games
4 W 1 D 4 L
1.44 pts/game · goals 16-15

MILE OAK AWAY — 10 games
2 W 2 D 6 L
0.80 pts/game · goals 12-19

CLANFIELD AWAY — 8 games
0 W 0 D 8 L
0.00 pts/game · goals 2-27

MILE OAK AT HOME — 8 games
6 W 1 D 1 L
2.38 pts/game · goals 15-9

EVERY LEAGUE RESULT

OLDEST LEFT, LATEST RIGHT · H HOME, A AWAY

CLANFIELD	1-3 H	0-2 A	0-2 A	3-0 H	0-3 A	1-0 H	0-4 A	1-3 H	1-2 H	0-6 A	1-0 H	0-3 H	1-4 A	2-2 H	1-5 A	0-1 A	6-2 H
MILE OAK	0-1 A	3-2 H	4-1 H	1-3 A	1-1 H	0-2 A	1-1 A	1-0 H	0-5 A	0-3 H	7-1 A	2-2 A	1-0 A	2-0 H	0-3 A	2-1 H	0-1 A	2-1 H

COMMON OPPONENTS

LEAGUE RESULTS AGAINST THE 15 SIDES BOTH HAVE PLAYED

OPPONENT	CLANFIELD	MILE OAK
AFC Walcountians	1-5A	0-5A
Dial Square	0-2A	0-2A
Dorking Wanderers B	1-0H	2-1H
East Preston	2-2H	2-0H
Guildford City	1-0H	0-3A
Hailsham Town	1-4A	3-2H 0-1A
Infinity	0-3H	0-1A
Loxwood	0-1A	2-1H
Oakwood	1-2H	1-0A
Reigate Priory	6-2H	0-3H
Ringmer AFC	1-3H	7-1A
Saltdean United	1-3H	1-0H
Selsey	3-0H	1-1A
Westfield	0-4A	1-3A
Worthing United	0-3A	1-1H

Points against these sides: Clanfield 13 from 15 games (0.87 a game) · Mile Oak 23 from 16 (1.44)

KEY NUMBERS

4-1-4
Clanfield at home (W-D-L).

2-2-6
Mile Oak away (W-D-L).

7-8 · 4-3
Goals for-against, last 3 league games, home side first.

Sources: fulltime.thefa.com, footballwebpages.co.uk, dugoutdatahub.com

League games only · figures to Fri 27 Nov

PLATINUM PARTNER
PULSE WATER
WATER HYGIENE & TREATMENT SERVICES
Legionella risk assessments · water hygiene · softening & filtration
pulsewater.co.uk · helpdesk@pulsewater.co.uk · 01622 535103

STATS ZONE · SCFL DIVISION ONE

GUILDFORD CITY
9th · 28 pts · P18

V

Sat 28 Nov · 15:00

DOUGIE'S PREVIEW P90

HAILSHAM TOWN
7th · 31 pts · P18

TALE OF THE TAPE

GUILDFORD CITY LEFT · HAILSHAM TOWN RIGHT · COLOURED BAR IS THE BETTER FIGURE

9th	LEAGUE POSITION	7th
1.56	POINTS PER GAME	1.72
2.0	SCORED PER GAME	1.8
1.4	CONCEDED PER GAME	1.7
+10	GOAL DIFFERENCE	+3
6	CLEAN SHEETS	4
2	FAILED TO SCORE	3
10/18	BOTH TEAMS SCORED	11/18
9/18	3+ GOALS IN GAME	12/18
11	POINTS, LAST 8	18

THE RACE SO FAR

POINTS AFTER EACH LEAGUE GAME · — GUILDFORD CITY — HAILSHAM TOWN

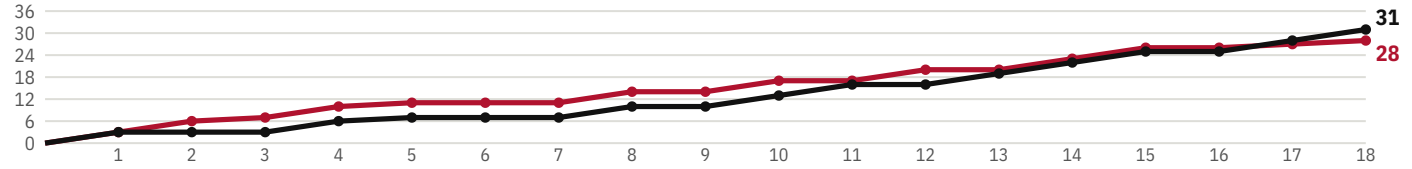

HOME AND AWAY

TODAY'S MATCH-UPS HIGHLIGHTED

GUILDFORD CITY AT HOME — 9 games
4 W 3 D 2 L — **1.67** pts/game · goals 16-10

HAILSHAM TOWN AWAY — 8 games
3 W 0 D 5 L — **1.12** pts/game · goals 10-16

GUILDFORD CITY AWAY — 9 games
4 W 1 D 4 L — **1.44** pts/game · goals 20-16

HAILSHAM TOWN AT HOME — 10 games
7 W 1 D 2 L — **2.20** pts/game · goals 23-14

EVERY LEAGUE RESULT

OLDEST LEFT, LATEST RIGHT · H HOME, A AWAY

GUILDFORD CITY	2-0 A	7-0 A	1-1 H	4-0 H	1-1 H	2-4 H	0-1 A	2-0 H	3-5 A	2-1 H	1-3 A	4-2 A	0-2 H	1-0 A	3-0 H	1-4 A	1-1 H	1-1 A
HAILSHAM TOWN	2-1 H	2-3 A	1-2 H	5-0 A	1-1 H	0-2 A	0-6 A	5-2 H	0-2 A	2-1 H	2-1 H	1-3 H	1-0 A	1-0 A	4-1 H	1-3 A	1-0 H	4-2 H

COMMON OPPONENTS

LEAGUE RESULTS AGAINST THE 16 SIDES BOTH HAVE PLAYED

OPPONENT	GUILDFORD C...	HAILSHAM TO...
Arundel	2-1H	5-2H
Clanfield	0-1A	4-1H
Dial Square	1-0A	1-0A
Dorking Wanderers B	7-0A 1-1H	2-1H
East Preston	3-5A	2-1H
Infinity	2-4H	0-2A
Jarvis Brook	1-3A	0-2A
Loxwood	1-1H	4-2H
Mile Oak	3-0H	2-3A 1-0H
Oakwood	4-0H	2-1H
Reigate Priory	2-0A	1-3A
Ringmer AFC	4-2A	1-0A
Saltdean United	1-1A	1-1H
Selsey	1-4A	1-3H
Shoreham	2-0H	5-0A
Worthing United	0-2H	0-6A

Points against these sides: Guildford City 27 from 17 games (1.59 a game) · Hailsham Town 31 from 17 (1.82)

KEY NUMBERS

4-3-2
Guildford City at home (W-D-L).

3-0-5
Hailsham Town away (W-D-L).

3-6 · 6-5
Goals for-against, last 3 league games, home side first.

Sources: fulltime.thefa.com, footballwebpages.co.uk, dugoutdatahub.com

League games only · figures to Fri 27 Nov

PLATINUM PARTNER
PULSE WATER
WATER HYGIENE & TREATMENT SERVICES
Legionella risk assessments · water hygiene · softening & filtration
pulsewater.co.uk · helpdesk@pulsewater.co.uk · 01622 535103

SCFL DIVISION ONE · EVERY GAME TODAY

DOUGIE'S PREVIEWS (CONT.)

SAT 28 NOV

By Dougie · Dugout AI

SCFL DIVISION ONE

FULL STATS P94 KO 15:00 DOUGIE'S CALL 3-0

INFINITY
1st · 49 pts · P18

W W W W W

LOXWOOD
11th · 23 pts · P18

L W L W L

Eight home games, eight home wins

Infinity lead Division One on 49 points from 18 games, ten clear of AFC Walcountians. They have won all eight home league games at Sidlesham, five in a row overall, and are 14 games unbeaten. Their last five: 3-0 against Clanfield, 3-0 against Ringmer, 1-0 at Walcountians, 6-2 against Reigate Priory and 3-0 at East Preston last Saturday. They have scored in every league game, kept nine clean sheets and conceded 16. Zackary Willett has 22 goals, the most in the division, and Max Davies seven. They finished fifth last season. Loxwood are 11th on 23 points and finished 16th last season, so they have improved. They lost 4-2 at Hailsham last Saturday after beating Clanfield 1-0. Away from home they have two wins, four draws and six defeats from 12, with a 3-1 win at Westfield the best of them. They have kept six clean sheets and conceded 23, so they are not easy to break down, and Lewis Huggins has eight goals. Infinity at home are the safest bet in Sussex football right now. Loxwood will need their best defensive day of the season.

DOUGIE'S DOSSIER

INFINITY · LAST FIVE

W	3-0	Clanfield	A 24 Oct
W	3-0	Ringmer AFC	H 31 Oct
W	1-0	AFC Walcountians	A 7 Nov
W	6-2	Reigate Priory	H 14 Nov
W	3-0	East Preston	A 21 Nov

8-0-0 home W-D-L
3.0 scored per game
0.9 conceded per game
2.72 points per game

Scorers: Zackary Robert Willett 22, Max Davies 7

LOXWOOD · LAST FIVE

L	0-1	AFC Walcountians	A 24 Oct
W	2-1	Dorking Wanderers B	H 31 Oct
L	1-2	Mile Oak	A 7 Nov
W	1-0	Clanfield	H 14 Nov
L	2-4	Hailsham Town	A 21 Nov

2-4-6 away W-D-L
1.1 scored per game
1.3 conceded per game
1.28 points per game

Scorers: Lewis Huggins 8

SCFL DIVISION ONE

FULL STATS P95 KO 15:00 DOUGIE'S CALL 2-1

JARVIS BROOK
4th · 36 pts · P17

D W W W L

SALTDEAN UNITED
8th · 30 pts · P17

W W D L D

Jarvis Brook's 14-game run ended at Arundel

Jarvis Brook went 14 league games unbeaten before losing 5-1 at Arundel last Saturday, a result nobody saw coming. They are fourth on 36 points from 17 games, level with Worthing United, and have lost once at home (W5 D3 L1). In that unbeaten run they beat Clanfield 6-0, Guildford 3-1 and Selsey 3-0 at Lime Kiln, and won at Ringmer, Westfield and Dorking Wanderers B. They finished ninth last season. Saltdean United are eighth on 30 points and three league games without a win: 2-2 at Dorking Wanderers B, 2-0 at home to Worthing United and 1-1 with Guildford City last Saturday. Away from home they have won four of nine, including 3-0 at Arundel earlier this month and 2-0 at Worthing United in October. They beat Selsey 6-1 at home a month ago. They finished 11th last season. Both sides have scored 36; Jarvis Brook have conceded 18, Saltdean 25. A good one for the top-four race: a Saltdean win would take them within three points of Jarvis Brook. Dougie expects a reaction from the home side after Arundel.

DOUGIE'S DOSSIER

JARVIS BROOK · LAST FIVE

D	2-2	Worthing United	H 31 Oct
W	3-2	Ringmer AFC	A 3 Nov
W	3-1	Westfield	A 7 Nov
W	3-0	Selsey	H 14 Nov
L	1-5	Arundel	A 21 Nov

5-3-1 home W-D-L
2.1 scored per game
1.1 conceded per game
2.12 points per game

SALTDEAN UNITED · LAST FIVE

W	6-1	Selsey	H 31 Oct
W	3-0	Arundel	A 3 Nov
D	2-2	Dorking Wanderers B	A 7 Nov
L	0-2	Worthing United	H 14 Nov
D	1-1	Guildford City	H 21 Nov

4-2-3 away W-D-L
2.1 scored per game
1.5 conceded per game
1.76 points per game

Sources: fulltime.thefa.com, footballwebpages.co.uk, dugoutdatahub.com

Form: last five league games, latest on the right

PLATINUM PARTNER

PULSE WATER
WATER HYGIENE & TREATMENT SERVICES

Legionella risk assessments · water hygiene · softening & filtration
pulsewater.co.uk · helpdesk@pulsewater.co.uk · 01622 535103

STATS ZONE · SCFL DIVISION ONE

INFINITY V LOXWOOD

1st · 49 pts · P18 — 11th · 23 pts · P18

Sat 28 Nov · 15:00

DOUGIE'S PREVIEW P93

TALE OF THE TAPE

INFINITY LEFT · LOXWOOD RIGHT · COLOURED BAR IS THE BETTER FIGURE

1st	LEAGUE POSITION	11th
2.72	POINTS PER GAME	1.28
3.0	SCORED PER GAME	1.1
0.9	CONCEDED PER GAME	1.3
+38	GOAL DIFFERENCE	-3
9	CLEAN SHEETS	6
0	FAILED TO SCORE	4
9/18	BOTH TEAMS SCORED	10/18
14/18	3+ GOALS IN GAME	8/18
22	POINTS, LAST 8	13

THE RACE SO FAR

POINTS AFTER EACH LEAGUE GAME · — INFINITY — LOXWOOD

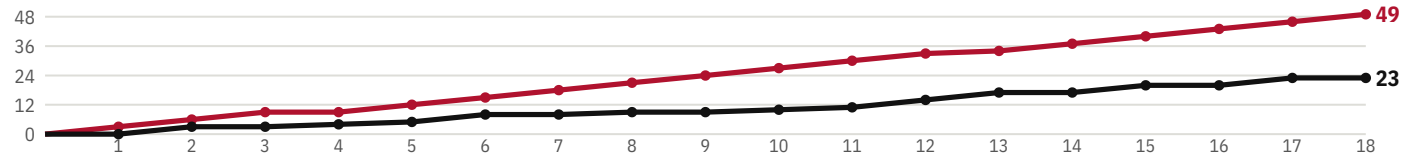

HOME AND AWAY

TODAY'S MATCH-UPS HIGHLIGHTED

INFINITY AT HOME — 8 games
8 W 0 D 0 L — **3.00** pts/game · goals 25-4

LOXWOOD AWAY — 12 games
2 W 4 D 6 L — **0.83** pts/game · goals 13-21

INFINITY AWAY — 10 games
8 W 1 D 1 L — **2.50** pts/game · goals 29-12

LOXWOOD AT HOME — 6 games
4 W 1 D 1 L — **2.17** pts/game · goals 7-2

EVERY LEAGUE RESULT

OLDEST LEFT, LATEST RIGHT · H HOME, A AWAY

INFINITY	1-0 H	3-1 A	4-1 H	1-3 A	3-0 H	4-2 A	5-4 A	2-1 H	2-0 H	2-1 A	6-0 A	4-0 H	1-1 A	3-0 A	3-0 H	1-0 A	6-2 H	3-0 A
LOXWOOD	1-3 A	3-0 H	1-3 A	1-1 A	0-0 A	1-0 A	1-4 A	1-1 A	0-1 H	1-1 A	0-0 H	1-0 H	3-1 A	0-1 A	2-1 H	1-2 A	1-0 H	2-4 A

COMMON OPPONENTS

LEAGUE RESULTS AGAINST THE 16 SIDES BOTH HAVE PLAYED

OPPONENT	INFINITY	LOXWOOD
AFC Walcountians	1-0A	0-1A
Arundel	3-0H	1-3A
Clanfield	3-0A	1-0H
Dorking Wanderers B	5-4A	1-0A 2-1H
East Preston	3-0A	0-0H
Guildford City	4-2A	1-1A
Hailsham Town	2-0H	2-4A
Jarvis Brook	1-3A	1-1A
Mile Oak	1-0H	1-2A
Oakwood	2-1A	1-1A
Reigate Priory	3-1A 6-2H	1-4A
Ringmer AFC	3-0H	1-0H
Saltdean United	2-1H	0-1H
Shoreham	6-0A	0-0A
Westfield	4-0H	3-1A
Worthing United	1-1A	1-3A

Points against these sides: Infinity 46 from 17 games (2.71 a game) · Loxwood 20 from 17 (1.18)

KEY NUMBERS

8-0-0
Infinity at home (W-D-L).

2-4-6
Loxwood away (W-D-L).

10-2 · 4-6
Goals for-against, last 3 league games, home side first.

Sources: fulltime.thefa.com, footballwebpages.co.uk, dugoutdatahub.com

League games only · figures to Fri 27 Nov

PLATINUM PARTNER
PULSE WATER
WATER HYGIENE & TREATMENT SERVICES
Legionella risk assessments · water hygiene · softening & filtration
pulsewater.co.uk · helpdesk@pulsewater.co.uk · 01622 535103

STATS ZONE · SCFL DIVISION ONE

JARVIS BROOK
4th · 36 pts · P17

V

Sat 28 Nov · 15:00

DOUGIE'S PREVIEW P93

SALTDEAN UNITED
8th · 30 pts · P17

TALE OF THE TAPE

JARVIS BROOK LEFT · SALTDEAN UNITED RIGHT · COLOURED BAR IS THE BETTER FIGURE

JARVIS BROOK		SALTDEAN UNITED
4th	LEAGUE POSITION	8th
2.12	POINTS PER GAME	1.76
2.1	SCORED PER GAME	2.1
1.1	CONCEDED PER GAME	1.5
+18	GOAL DIFFERENCE	+11
7	CLEAN SHEETS	4
2	FAILED TO SCORE	3
9/17	BOTH TEAMS SCORED	10/17
11/17	3+ GOALS IN GAME	10/17
19	POINTS, LAST 8	14

THE RACE SO FAR

POINTS AFTER EACH LEAGUE GAME · — JARVIS BROOK — SALTDEAN UNITED

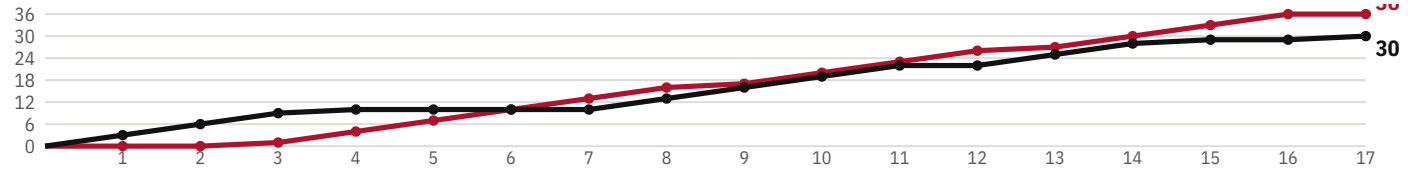

HOME AND AWAY

TODAY'S MATCH-UPS HIGHLIGHTED

JARVIS BROOK AT HOME
9 games

5 W **3** D **1** L

2.00 pts/game · goals 21-8

SALTDEAN UNITED AWAY
9 games

4 W **2** D **3** L

1.56 pts/game · goals 13-10

JARVIS BROOK AWAY
8 games

6 W **0** D **2** L

2.25 pts/game · goals 15-10

SALTDEAN UNITED AT HOME
8 games

5 W **1** D **2** L

2.00 pts/game · goals 23-15

EVERY LEAGUE RESULT

OLDEST LEFT, LATEST RIGHT · H HOME, A AWAY

JARVIS BROOK	1-3 H	0-1 A	0-0 H	3-1 H	2-1 A	2-0 H	1-0 A	4-0 A	1-1 H	3-1 H	6-0 H	1-0 A	2-2 H	3-2 A	3-1 A	3-0 H	1-5 A
SALTDEAN UNITED	3-1 A	3-2 H	1-0 H	1-1 A	4-5 H	0-1 A	1-2 A	1-0 A	5-2 H	2-0 A	3-2 H	0-3 A	6-1 H	3-0 A	2-2 A	0-2 H	1-1 H

COMMON OPPONENTS

LEAGUE RESULTS AGAINST THE 13 SIDES BOTH HAVE PLAYED

OPPONENT	JARVIS BROOK	SALTDEAN UN...
AFC Walcountians	1-3H	0-3A
Arundel	1-5A	3-0A
Clanfield	6-0H	3-1A
Dorking Wanderers B	1-0A	2-2A
East Preston	1-0A	1-0H
Guildford City	3-1H	1-1H
Hailsham Town	2-0H	1-1A
Infinity	3-1H	1-2A
Loxwood	1-1H	1-0A
Oakwood	2-1A	4-5H
Selsey	0-1A 3-0H	6-1H
Shoreham	4-0A	5-2H
Worthing United	2-2H	2-0A 0-2H

Points against these sides: Jarvis Brook 29 from 14 games (2.07 a game) · Saltdean United 24 from 14 (1.71)

KEY NUMBERS

5-3-1
Jarvis Brook at home (W-D-L).

4-2-3
Saltdean United away (W-D-L).

7-6 · 3-5
Goals for-against, last 3 league games, home side first.

Sources: fulltime.thefa.com, footballwebpages.co.uk, dugoutdatahub.com

League games only · figures to Fri 27 Nov

PLATINUM PARTNER
PULSE WATER
WATER HYGIENE & TREATMENT SERVICES
Legionella risk assessments · water hygiene · softening & filtration
pulsewater.co.uk · helpdesk@pulsewater.co.uk · 01622 535103

SCFL DIVISION ONE · EVERY GAME TODAY

DOUGIE'S PREVIEWS (CONT.)

SAT 28 NOV

By Dougie · Dugout AI

SCFL DIVISION ONE

FULL STATS P97 KO 15:00 DOUGIE'S CALL 1-1

OAKWOOD
16th · 17 pts · P18

L W D D L

EAST PRESTON
12th · 22 pts · P18

L W D W L

One home win all season for Oakwood

Oakwood have won one of eight home league games this season (D2 L5) and lost 2-0 at Reigate Priory on Tuesday. They are 16th on 17 points and finished 14th last season. Their recent form: a 2-1 win at Ringmer, draws with AFC Walcountians (1-1) and Shoreham (1-1), and that defeat on Tuesday. They have scored 20 and conceded 38. East Preston are 12th on 22 points and finished 12th last season too. They lost 3-0 at home to the leaders Infinity last Saturday but beat Ringmer 4-0 a fortnight ago and Reigate Priory 1-0 in October. Away from home they have two wins in nine, including a 0-0 at Loxwood and a 2-2 at Clanfield. Both sides struggle for goals: Oakwood have failed to score five times, East Preston six. East Preston's record against the top sides is poor, but against the bottom half they pick up points. Oakwood's ground is near Gatwick, a 49-mile trip for East Preston. This looks like a game where the first goal decides it, and Dougie cannot split them.

DOUGIE'S DOSSIER

OAKWOOD · LAST FIVE

L	1-2	Dial Square	H 31 Oct	
W	2-1	Ringmer AFC	A 7 Nov	
D	1-1	AFC Walcountians	H 14 Nov	
D	1-1	Shoreham	A 21 Nov	
L	0-2	Reigate Priory	A 24 Nov	

1-2-5 home W-D-L
1.1 scored per game
2.1 conceded per game
0.94 points per game

EAST PRESTON · LAST FIVE

L	0-2	Mile Oak	A 24 Oct	
W	1-0	Reigate Priory	H 31 Oct	
D	2-2	Clanfield	A 7 Nov	
W	4-0	Ringmer AFC	H 14 Nov	
L	0-3	Infinity	H 21 Nov	

2-2-5 away W-D-L
1.4 scored per game
1.4 conceded per game
1.22 points per game

SCFL DIVISION ONE

FULL STATS P98 KO 15:00 DOUGIE'S CALL 3-0

REIGATE PRIORY
6th · 31 pts · P18

L W L L W

RINGMER AFC
20th · 9 pts · P19

L L L L L

Tommy Mckenna v the bottom side

Reigate Priory play their home games at Horley Town's ground this season. They are sixth on 31 points and finished second in Division One last season with 65. Their recent form has been wild: they lost 6-2 at Infinity and 6-2 at Clanfield in successive games, conceding 12, then beat Oakwood 2-0 on Tuesday. Tommy Mckenna has 19 goals, second in the division, and Sam Bull seven. Reigate have scored 42 and conceded 30. Ringmer are bottom on nine points. They have lost eight league games in a row and have failed to score in ten of 19. They lost 4-0 at home to AFC Walcountians last Saturday and 4-0 at East Preston the week before, and they went out of the Division One Cup 4-2 at home to Selsey. They have conceded 52, the most in the division. Their two league wins this season both came away from home, including 3-1 at Clanfield. They finished 15th last season. Reigate's defence has been leaky, but Ringmer's attack has been almost non-existent. Mckenna should get chances.

DOUGIE'S DOSSIER

REIGATE PRIORY · LAST FIVE

L	0-1	East Preston	A 31 Oct	
W	3-1	Hailsham Town	H 7 Nov	
L	2-6	Infinity	A 14 Nov	
L	2-6	Clanfield	A 21 Nov	
W	2-0	Oakwood	H 24 Nov	

5-1-3 home W-D-L
2.3 scored per game
1.7 conceded per game
1.72 points per game

Scorers: Tommy Mckenna 19, Sam Bull 7

RINGMER AFC · LAST FIVE

L	0-3	Infinity	A 31 Oct	
L	2-3	Jarvis Brook	H 3 Nov	
L	1-2	Oakwood	H 7 Nov	
L	0-4	East Preston	A 14 Nov	
L	0-4	AFC Walcountians	H 21 Nov	

2-1-6 away W-D-L
0.8 scored per game
2.7 conceded per game
0.47 points per game

Sources: fulltime.thefa.com, footballwebpages.co.uk, dugoutdatahub.com

Form: last five league games, latest on the right

PLATINUM PARTNER

PULSE WATER
WATER HYGIENE & TREATMENT SERVICES

Legionella risk assessments · water hygiene · softening & filtration
pulsewater.co.uk · helpdesk@pulsewater.co.uk · 01622 535103

STATS ZONE · SCFL DIVISION ONE

OAKWOOD V EAST PRESTON

OAKWOOD: 16th · 17 pts · P18

Sat 28 Nov · 15:00

DOUGIE'S PREVIEW P96

EAST PRESTON: 12th · 22 pts · P18

TALE OF THE TAPE

OAKWOOD LEFT · EAST PRESTON RIGHT · COLOURED BAR IS THE BETTER FIGURE

OAKWOOD		EAST PRESTON
16th	LEAGUE POSITION	12th
0.94	POINTS PER GAME	1.22
1.1	SCORED PER GAME	1.4
2.1	CONCEDED PER GAME	1.4
-18	GOAL DIFFERENCE	+0
1	CLEAN SHEETS	6
5	FAILED TO SCORE	6
12/18	BOTH TEAMS SCORED	7/18
10/18	3+ GOALS IN GAME	9/18
8	POINTS, LAST 8	9

THE RACE SO FAR

POINTS AFTER EACH LEAGUE GAME · — OAKWOOD — EAST PRESTON

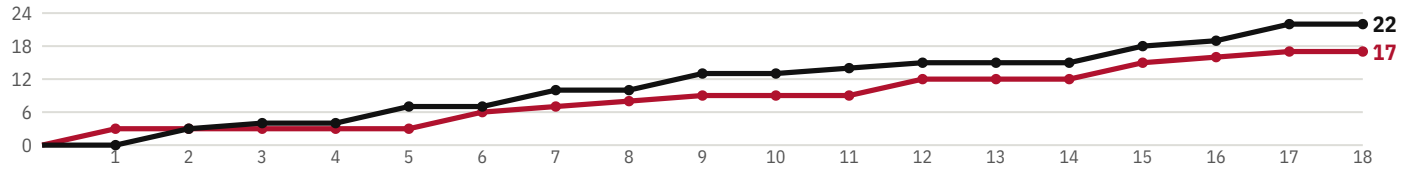

HOME AND AWAY

TODAY'S MATCH-UPS HIGHLIGHTED

OAKWOOD AT HOME — 8 games
1 W 2 D 5 L — **0.62** pts/game · goals 7-16

EAST PRESTON AWAY — 9 games
2 W 2 D 5 L — **0.89** pts/game · goals 7-11

OAKWOOD AWAY — 10 games
3 W 3 D 4 L — **1.20** pts/game · goals 13-22

EAST PRESTON AT HOME — 9 games
4 W 2 D 3 L — **1.56** pts/game · goals 18-14

EVERY LEAGUE RESULT

OLDEST LEFT, LATEST RIGHT · H HOME, A AWAY

OAKWOOD	2-0 H	0-5 A	0-7 H	0-4 A	1-2 H	5-4 A	1-1 A	1-1 H	1-1 A	1-2 H	1-2 A	2-1 A	0-1 H	1-2 H	2-1 A	1-1 H	1-1 A	0-2 A
EAST PRESTON	0-1 A	1-0 A	2-2 H	0-1 A	4-0 H	1-4 H	1-0 A	0-1 H	5-3 H	1-2 A	0-0 A	1-1 H	2-3 A	0-2 A	1-0 H	2-2 A	4-0 H	0-3 H

COMMON OPPONENTS

LEAGUE RESULTS AGAINST THE 16 SIDES BOTH HAVE PLAYED

OPPONENT	OAKWOOD	EAST PRESTON
AFC Walcountians	0-5A 1-1H	1-1H
Arundel	1-1A	1-4H
Clanfield	2-1A	2-2A
Dial Square	1-2H	0-1A
Guildford City	0-4A	5-3H
Hailsham Town	1-2A	1-2A
Infinity	1-2H	0-3H
Jarvis Brook	1-2H	0-1H
Loxwood	1-1H	0-0A
Mile Oak	0-1H	0-2A
Reigate Priory	0-2A	1-0H
Ringmer AFC	2-1A	1-0A 4-0H
Saltdean United	5-4A	0-1A
Selsey	1-1A	2-3A
Shoreham	1-1A	4-0H
Westfield	2-0H	1-0A

Points against these sides: Oakwood 17 from 17 games (1.00 a game) · East Preston 21 from 17 (1.24)

KEY NUMBERS

1-2-5
Oakwood at home (W-D-L).

2-2-5
East Preston away (W-D-L).

2-4 · 6-5
Goals for-against, last 3 league games, home side first.

Sources: fulltime.thefa.com, footballwebpages.co.uk, dugoutdatahub.com

League games only · figures to Fri 27 Nov

PLATINUM PARTNER
PULSE WATER
WATER HYGIENE & TREATMENT SERVICES
Legionella risk assessments · water hygiene · softening & filtration
pulsewater.co.uk · helpdesk@pulsewater.co.uk · 01622 535103

STATS ZONE · SCFL DIVISION ONE

REIGATE PRIORY V RINGMER AFC

REIGATE PRIORY: 6th · 31 pts · P18

Sat 28 Nov · 15:00

DOUGIE'S PREVIEW P96

RINGMER AFC: 20th · 9 pts · P19 RI

TALE OF THE TAPE

REIGATE PRIORY LEFT · RINGMER AFC RIGHT · COLOURED BAR IS THE BETTER FIGURE

REIGATE PRIORY		RINGMER AFC
6th	LEAGUE POSITION	20th
1.72	POINTS PER GAME	0.47
2.3	SCORED PER GAME	0.8
1.7	CONCEDED PER GAME	2.7
+12	GOAL DIFFERENCE	-37
6	CLEAN SHEETS	2
3	FAILED TO SCORE	10
10/18	BOTH TEAMS SCORED	8/19
13/18	3+ GOALS IN GAME	11/19
12	POINTS, LAST 8	0

THE RACE SO FAR

POINTS AFTER EACH LEAGUE GAME · — REIGATE PRIORY — RINGMER AFC

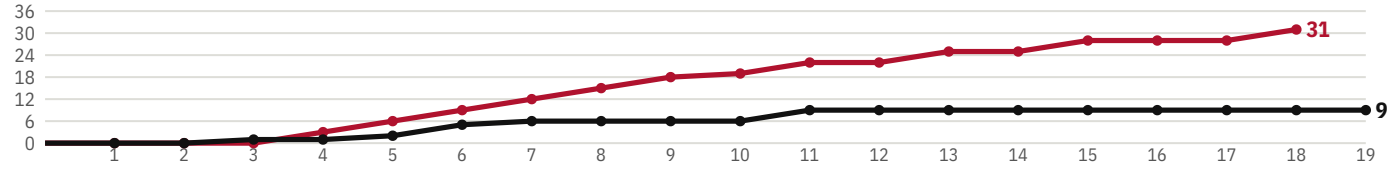

HOME AND AWAY

TODAY'S MATCH-UPS HIGHLIGHTED

REIGATE PRIORY AT HOME — 9 games
5 W 1 D 3 L — **1.78** pts/game · goals 16-11

RINGMER AFC AWAY — 9 games
2 W 1 D 6 L — **0.78** pts/game · goals 7-27

REIGATE PRIORY AWAY — 9 games
5 W 0 D 4 L — **1.67** pts/game · goals 26-19

RINGMER AFC AT HOME — 10 games
0 W 2 D 8 L — **0.20** pts/game · goals 8-25

EVERY LEAGUE RESULT

OLDEST LEFT, LATEST RIGHT · H HOME, A AWAY

REIGATE PRIORY	0-2 H	1-3 H	2-3 A	5-0 A	4-1 H	2-1 A	4-1 H	1-0 H	3-0 A	0-0 H	3-2 A	1-3 H	7-0 A	0-1 A	3-1 H	2-6 A	2-6 A	2-0 H
RINGMER AFC	2-4 A	0-1 H	0-0 A	0-8 A	1-1 H	2-0 A	1-1 H	0-1 H	0-6 A	1-7 H	3-1 A	0-1 A	2-4 H	0-1 H	0-3 A	2-3 H	1-2 H	0-4 A	0-4 H

COMMON OPPONENTS

LEAGUE RESULTS AGAINST THE 16 SIDES BOTH HAVE PLAYED

OPPONENT	REIGATE PRI...	RINGMER AFC
AFC Walcountians	3-2A	0-4H
Arundel	7-0A	2-4A
Clanfield	2-6A	3-1A
Dial Square	0-0H	0-6A
Dorking Wanderers B	4-1H	2-0A
East Preston	0-1A	0-1H 0-4A
Guildford City	0-2H	2-4H
Hailsham Town	3-1H	0-1H
Infinity	1-3H 2-6A	0-3A
Loxwood	4-1H	0-1A
Mile Oak	3-0A	1-7H
Oakwood	2-0H	1-2H
Selsey	5-0A	0-1H
Shoreham	1-3H	1-1H
Westfield	2-1A	1-1H
Worthing United	1-0H	0-8A

Points against these sides: Reigate Priory 31 from 17 games (1.82 a game) · Ringmer AFC 8 from 17 (0.47)

KEY NUMBERS

5-1-3
Reigate Priory at home (W-D-L).

2-1-6
Ringmer AFC away (W-D-L).

6-12 · 1-10
Goals for-against, last 3 league games, home side first.

Sources: fulltime.thefa.com, footballwebpages.co.uk, dugoutdatahub.com

League games only · figures to Fri 27 Nov

PLATINUM PARTNER
PULSE WATER WATER HYGIENE & TREATMENT SERVICES
Legionella risk assessments · water hygiene · softening & filtration
pulsewater.co.uk · helpdesk@pulsewater.co.uk · 01622 535103

SCFL DIVISION ONE · EVERY GAME TODAY

DOUGIE'S PREVIEWS (CONT.)

SAT 28 NOV

By Dougie · Dugout AI

SCFL DIVISION ONE

FULL STATS P100 KO 15:00 DOUGIE'S CALL 1-1

SELSEY
13th · 21 pts · P18
W L W L L

DIAL SQUARE
5th · 32 pts · P17
L W W W W

Dial Square's four in a row v their poor away record

Dial Square have won four league games in a row and are fifth on 32 points from 17 games, with nine clean sheets and only 15 goals conceded, the third-best defence in the division. Nearly all of it has come at home at Brookwood, Knaphill's ground in Surrey, where they have won nine of 11. Away from home they have one win in six: 2-1 at Oakwood, plus draws at AFC Walcountians and Reigate Priory. The trip to Selsey is 62 miles. They beat Selsey 2-0 at home in October. Selsey are 13th on 21 points. They lost 2-1 at home to Worthing United last Saturday but won a penalty shoot-out at Pagham in the RUR Cup on Tuesday after a 1-1 draw, and they beat Ringmer 4-2 in the Division One Cup the week before. At the High Street Ground they have won three, drawn three and lost three, including a 4-1 win over Guildford City this month. They finished eighth last season. Dial Square's away form is the only thing that makes this close. Dougie calls it level.

DOUGIE'S DOSSIER

SELSEY · LAST FIVE

W	3-2	East Preston	H 17 Oct	
L	1-6	Saltdean United	A 31 Oct	
W	4-1	Guildford City	H 7 Nov	
L	0-3	Jarvis Brook	A 14 Nov	
L	1-2	Worthing United	H 21 Nov	

3-3-3 home W-D-L
1.2 scored per game
2.0 conceded per game
1.17 points per game

DIAL SQUARE · LAST FIVE

L	0-1	Guildford City	H 24 Oct	
W	2-1	Oakwood	A 31 Oct	
W	3-1	Shoreham	H 7 Nov	
W	3-2	Arundel	H 14 Nov	
W	1-0	Westfield	H 21 Nov	

1-2-3 away W-D-L
1.6 scored per game
0.9 conceded per game
1.88 points per game

SCFL DIVISION ONE

FULL STATS P101 KO 15:00 DOUGIE'S CALL 3-0

WORTHING UNITED
3rd · 36 pts · P17
W D W W W

DORKING WANDERERS B
18th · 10 pts · P19
L L D D L

Seven unbeaten for the Mavericks

Worthing United are third on 36 points from 17 games, seven league games unbeaten with three straight wins: 2-1 against Arundel, 2-0 at Saltdean and 2-1 at Selsey last Saturday. They have conceded 14, joint-fewest in the division with AFC Walcountians, and they have won seven of nine at the Robert Albon Memorial Ground. Their one blip was a 7-0 home defeat by Haywards Heath in the Peter Bentley Cup. Daniel Kingston has ten goals and Liam Appleton eight. They finished fourth last season. Dorking Wanderers B are 18th on ten points and six league games without a win. They lost 2-1 at Mile Oak last Saturday after draws with Saltdean (2-2) and Guildford (1-1). They have not kept a league clean sheet all season and have conceded 44. Their only away win came 4-2 at Shoreham in October. They finished 13th last season. United have scored 45, the third-highest total in the division, and they keep clean sheets. This should be a comfortable home win, and a chance to close the gap on Walcountians in second.

DOUGIE'S DOSSIER

WORTHING UNITED · LAST FIVE

W	2-1	Shoreham	H 24 Oct	
D	2-2	Jarvis Brook	A 31 Oct	
W	2-1	Arundel	H 7 Nov	
W	2-0	Saltdean United	A 14 Nov	
W	2-1	Selsey	A 21 Nov	

7-1-1 home W-D-L
2.6 scored per game
0.8 conceded per game
2.12 points per game

Scorers: Daniel George Kingston 10, Liam Appleton 8

DORKING WANDERERS B · LAST FIVE

L	0-1	Jarvis Brook	H 24 Oct	
L	1-2	Loxwood	A 31 Oct	
D	2-2	Saltdean United	H 7 Nov	
D	1-1	Guildford City	A 14 Nov	
L	1-2	Mile Oak	A 21 Nov	

1-2-7 away W-D-L
1.2 scored per game
2.3 conceded per game
0.53 points per game

Sources: fulltime.thefa.com, footballwebpages.co.uk, dugoutdatahub.com

Form: last five league games, latest on the right

PLATINUM PARTNER
PULSE WATER
WATER HYGIENE & TREATMENT SERVICES
Legionella risk assessments · water hygiene · softening & filtration
pulsewater.co.uk · helpdesk@pulsewater.co.uk · 01622 535103

STATS ZONE · SCFL DIVISION ONE

SELSEY V DIAL SQUARE

SELSEY FC · 13th · 21 pts · P18

Sat 28 Nov · 15:00

DIAL SQUARE · 5th · 32 pts · P17

DOUGIE'S PREVIEW P99

TALE OF THE TAPE

SELSEY LEFT · DIAL SQUARE RIGHT · COLOURED BAR IS THE BETTER FIGURE

SELSEY		DIAL SQUARE
13th	LEAGUE POSITION	5th
1.17	POINTS PER GAME	1.88
1.2	SCORED PER GAME	1.6
2.0	CONCEDED PER GAME	0.9
-14	GOAL DIFFERENCE	+12
2	CLEAN SHEETS	9
6	FAILED TO SCORE	4
10/18	BOTH TEAMS SCORED	6/17
11/18	3+ GOALS IN GAME	7/17
9	POINTS, LAST 8	15

THE RACE SO FAR

POINTS AFTER EACH LEAGUE GAME · — SELSEY — DIAL SQUARE

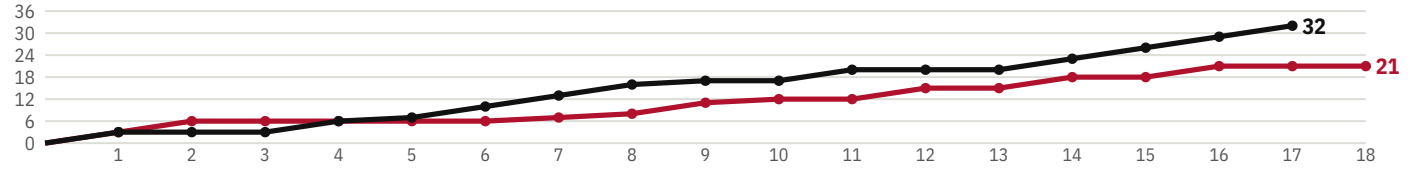

HOME AND AWAY

TODAY'S MATCH-UPS HIGHLIGHTED

SELSEY AT HOME — 9 games
3 W 3 D 3 L — **1.33** pts/game · goals 12-15

DIAL SQUARE AWAY — 6 games
1 W 2 D 3 L — **0.83** pts/game · goals 6-10

SELSEY AWAY — 9 games
3 W 0 D 6 L — **1.00** pts/game · goals 10-21

DIAL SQUARE AT HOME — 11 games
9 W 0 D 2 L — **2.45** pts/game · goals 21-5

EVERY LEAGUE RESULT

OLDEST LEFT, LATEST RIGHT · H HOME, A AWAY

SELSEY	4-1 A	1-0 H	0-3 A	0-5 H	0-3 A	0-2 H	1-1 H	1-1 H	1-0 A	1-1 H	1-2 A	3-1 A	0-2 A	3-2 H	1-6 A	4-1 H	0-3 A	1-2 H
DIAL SQUARE	1-0 H	1-2 A	1-4 A	2-0 H	0-0 A	2-0 H	1-0 H	6-0 H	0-0 A	2-3 A	2-0 H	0-1 H	0-1 H	2-1 A	3-1 H	3-2 H	1-0 H	

COMMON OPPONENTS

LEAGUE RESULTS AGAINST THE 13 SIDES BOTH HAVE PLAYED

OPPONENT	SELSEY	DIAL SQUARE	OPPONENT	SELSEY	DIAL SQUARE	OPPONENT	SELSEY	DIAL SQUARE
AFC Walcountians	0-2H	0-0A	Hailsham Town	3-1A	0-1H	Saltdean United	1-6A	2-3A
Clanfield	0-3A	2-0H	Mile Oak	1-1H	2-0H	Shoreham	4-1A	3-1H
Dorking Wanderers B	1-2A	1-0H	Oakwood	1-1H	2-1A	Westfield	1-1H	1-0H
East Preston	3-2H	1-0H	Reigate Priory	0-5H	0-0A			
Guildford City	4-1H	0-1H	Ringmer AFC	1-0A	6-0H			

Points against these sides: Selsey 18 from 13 games (1.38 a game) · Dial Square 26 from 13 (2.00)

KEY NUMBERS

3-3-3
Selsey at home (W-D-L).

1-2-3
Dial Square away (W-D-L).

5-6 · 7-3
Goals for-against, last 3 league games, home side first.

Sources: fulltime.thefa.com, footballwebpages.co.uk, dugoutdatahub.com

League games only · figures to Fri 27 Nov

PLATINUM PARTNER
PULSE WATER
WATER HYGIENE & TREATMENT SERVICES
Legionella risk assessments · water hygiene · softening & filtration
pulsewater.co.uk · helpdesk@pulsewater.co.uk · 01622 535103

WORTHING UNITED
3rd · 36 pts · P17

STATS ZONE · SCFL DIVISION ONE

V

Sat 28 Nov · 15:00

DOUGIE'S PREVIEW P99

DORKING WANDERERS B
18th · 10 pts · P19

TALE OF THE TAPE

WORTHING UNITED LEFT · DORKING WANDERERS B RIGHT · COLOURED BAR IS THE BETTER FIGURE

WORTHING UNITED		DORKING WANDERERS B
3rd	LEAGUE POSITION	18th
2.12	POINTS PER GAME	0.53
2.6	SCORED PER GAME	1.2
0.8	CONCEDED PER GAME	2.3
+31	GOAL DIFFERENCE	-22
6	CLEAN SHEETS	0
2	FAILED TO SCORE	7
9/17	BOTH TEAMS SCORED	12/19
11/17	3+ GOALS IN GAME	13/19
17	POINTS, LAST 8	5

THE RACE SO FAR

POINTS AFTER EACH LEAGUE GAME · — WORTHING UNITED — DORKING WANDERERS B

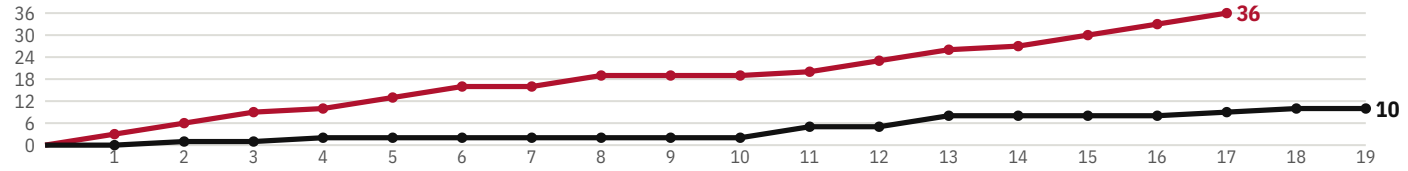

HOME AND AWAY

TODAY'S MATCH-UPS HIGHLIGHTED

WORTHING UNITED AT HOME — 9 games
7 W 1 D 1 L — **2.44** pts/game · goals 28-7

DORKING WANDERERS B AWAY — 10 games
1 W 2 D 7 L — **0.50** pts/game · goals 12-20

WORTHING UNITED AWAY — 8 games
4 W 2 D 2 L — **1.75** pts/game · goals 17-7

DORKING WANDERERS B AT HOME — 9 games
1 W 2 D 6 L — **0.56** pts/game · goals 10-24

EVERY LEAGUE RESULT

OLDEST LEFT, LATEST RIGHT · H HOME, A AWAY

WORTHING UNITED	3-1 H	7-0 A	8-0 H	1-1 A	3-0 H	6-0 H	0-1 A	3-1 H	1-2 A	0-2 H	1-1 H	2-0 A	2-1 H	2-2 A	2-1 H	2-0 A	2-1 A
DORKING WANDER...	1-2 A	2-2 H	0-7 H	2-2 A	0-3 H	1-4 A	0-2 H	0-1 H	4-5 H	0-1 A	2-1 H	1-3 A	4-2 A	0-1 A	0-1 H	1-2 A	2-2 H	1-1 A	1-2 A

COMMON OPPONENTS

LEAGUE RESULTS AGAINST THE 15 SIDES BOTH HAVE PLAYED

OPPONENT	WORTHING U...	DORKING WA...
AFC Walcountians	3-1H	0-3H
Arundel	2-1H	2-2H
Clanfield	3-0H	0-1A
Guildford City	2-0A	0-7H 1-1A
Hailsham Town	6-0H	1-2A
Infinity	1-1H	4-5H
Jarvis Brook	2-2A	0-1H
Loxwood	3-1H	0-1H 1-2A
Mile Oak	1-1A	1-2A
Reigate Priory	0-1A	1-4A
Ringmer AFC	8-0H	0-2H
Saltdean United	0-2H 2-0A	2-2H
Selsey	2-1A	2-1H
Shoreham	2-1H	4-2A
Westfield	1-2A	1-3A

Points against these sides: Worthing United 33 from 16 games (2.06 a game) · Dorking Wanderers B 9 from 17 (0.53)

KEY NUMBERS

7-1-1
Worthing United at home (W-D-L).

1-2-7
Dorking Wanderers B away (W-D-L).

6-2 · 4-5
Goals for-against, last 3 league games, home side first.

Sources: fulltime.thefa.com, footballwebpages.co.uk, dugoutdatahub.com

League games only · figures to Fri 27 Nov

PLATINUM PARTNER
PULSE WATER WATER HYGIENE & TREATMENT SERVICES
Legionella risk assessments · water hygiene · softening & filtration
pulsewater.co.uk · helpdesk@pulsewater.co.uk · 01622 535103

STEP 6 · MILES ON THE ROAD

SCFL DIVISION ONE

TODAY'S AWAY DAYS

LONGEST DRIVE
76 miles
Hailsham Town to Guildford City

SHORTEST DRIVE
16 miles
Shoreham to Arundel

AWAY MILES TODAY
415 miles
10 road trips, one way. 830 there and back

AVERAGE AWAY TRIP
41 miles
one way, by road

WHERE THEY ARE PLAYING

● home ground · ○ where the away side sets off · ▭ longest drive

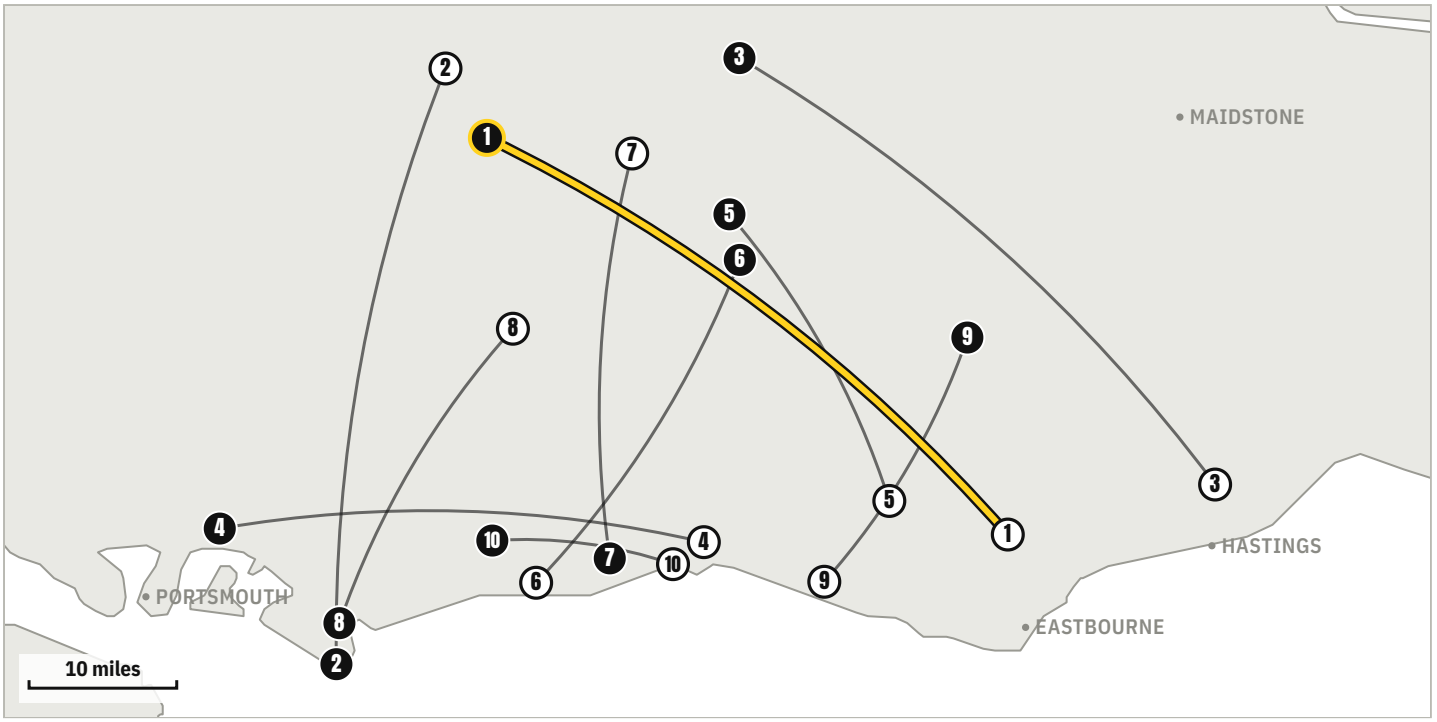

HOW FAR THEY DRIVE

Today's league games · miles by road, numbers match the map

#	HOME V AWAY (THE TRAVELLERS)	ONE WAY	RETURN
1	Guildford City v Hailsham Town	76	151
2	Selsey v Dial Square	62	123
3	AFC Walcountians v Westfield	56	112
4	Clanfield v Mile Oak	40	80
5	Reigate Priory v Ringmer AFC	39	77
6	Oakwood v East Preston	33	67
7	Worthing United v Dorking Wanderers B	33	65
8	Infinity v Loxwood	30	60
9	Jarvis Brook v Saltdean United	30	59
10	Arundel v Shoreham	16	31

Driving distance, ground to ground, one way by the fastest road route. Round trip is there and back. A few smaller grounds are placed by street or village, so allow a mile or two. Roads and grounds: © OpenStreetMap contributors, routed with OSRM. Coastline: Natural Earth.

PLATINUM PARTNER
PULSE WATER
WATER HYGIENE & TREATMENT SERVICES
Legionella risk assessments · water hygiene · softening & filtration
pulsewater.co.uk · helpdesk@pulsewater.co.uk · 01622 535103

STEP 7

SCFL DIVISION TWO

FA FULL-TIME, 27 NOV

#	CLUB	P	W	D	L	GF	GA	GD	PTS	FORM
1	Chichester City B	13	10	1	2	64	12	+52	31	W W W D L
2	Hurstpierpoint	12	10	1	1	42	12	+30	31	W W W W W
3	TD Shipley	13	9	2	2	36	15	+21	29	W D L W W
4	Alfold	13	9	1	3	26	18	+8	28	W W W W W
5	Rustington	12	9	0	3	39	15	+24	27	W W L W L
6	Ferring	12	6	5	1	27	16	+11	23	W D D D W
7	ASC Brighton Rangers	15	5	3	7	20	32	-12	18	L W L W D
8	Rudgwick	14	4	3	7	21	29	-8	15	W L W W D
9	Worthing Town	12	5	0	7	26	45	-19	15	L L L W L
10	Storrington Community	13	4	2	7	23	40	-17	14	D D L L L
11	Upper Beeding	14	4	2	8	20	38	-18	14	L L L D W
12	Southwater	14	3	4	7	25	36	-11	13	D D L D W
13	Bosham	12	3	2	7	21	27	-6	11	L D W D L
14	Brighton Electricity	12	0	4	8	9	27	-18	4	L D D L L
15	Copthorne	13	1	0	12	12	49	-37	3	L L L L L

TODAY'S FIXTURES

7 league games + 1 cup tie

14:00	ASC Brighton Ran... v Storrington Commu...	
14:00	Brighton Electricity v Ferring	
14:00	Copthorne v Bosham	
14:00	Hurstpierpoint v Chichester City B	
14:00	Rudgwick v Rustington	
14:00	Upper Beeding v TD Shipley	
15:00	Worthing Town v Southwater	
13:30	Tongham First v Alfold	SURREY INT CUP

TOP SCORERS

FA Full-Time goals

Josh Hall	Chichester City B	15
Joshua Irish	Chichester City B	14
Joshua Castle	Chichester City B	12
Declan Partridge	Southwater	12
Kai Oram	Rudgwick	11
Adam Campbell-Stone	TD Shipley	10

Goals as recorded on FA Full-Time, to 26 Nov.

HOT OR NOT

points from the last five league games

▲ HOT

Hurstpierpoint 2nd	W W W W W	15 pts
Alfold 4th	W W W W W	15 pts
Chichester City B 1st	W W W D L	10 pts

▼ NOT

Copthorne 15th	L L L L L	0 pts
Brighton Electricity 14th	L D D L L	2 pts
Storrington Community 10th	D D L L L	2 pts

Sources: fulltime.thefa.com, dugoutdatahub.com

Form: last five league games, latest on the right

PLATINUM PARTNER

PULSE WATER
WATER HYGIENE & TREATMENT SERVICES

Legionella risk assessments · water hygiene · softening & filtration
pulsewater.co.uk · helpdesk@pulsewater.co.uk · 01622 535103

STEP 7 · THE LEAGUE IN NUMBERS

SCFL DIVISION TWO

GRAPHICAL ANALYSIS

4.24	4.92	0.92	15/15	0/15	5
GOALS PER GAME	BEST ATTACK · PER GAME	BEST DEFENCE · CONCEDED	IN FORM · LAST FIVE	OUT OF FORM · LAST FIVE	MOST DRAWS
	Chichester Ci...	Chichester Ci...	Hurstpierpoint	Copthorne	Ferring

THE LEAGUE AT A GLANCE

every club, in table order

#	CLUB	WON · DRAWN · LOST	POINTS PER GAME · ● LAST FIVE		GOAL DIFFERENCE
1	Chichester City B	10 · 2		2.38	+52
2	Hurstpierpoint	10		2.58	+30
3	TD Shipley	9 · 2 · 2		2.23	+21
4	Alfold	9 · 3		2.15	+8
5	Rustington	9 · 3		2.25	+24
6	Ferring	6 · 5		1.92	+11
7	ASC Brighton Rang...	5 · 3 · 7		1.20	-12
8	Rudgwick	4 · 3 · 7		1.07	-8
9	Worthing Town	5 · 7		1.25	-19
10	Storrington Commu...	4 · 2 · 7		1.08	-17
11	Upper Beeding	4 · 2 · 8		1.00	-18
12	Southwater	3 · 4 · 7		0.93	-11
13	Bosham	3 · 2 · 7		0.92	-6
14	Brighton Electricity	4 · 8		0.33	-18
15	Copthorne	12		0.23	-37

Bar: season points per game, out of a maximum three. Dot: last five games, green if better than the season rate, red if worse.

ATTACK V DEFENCE

per game

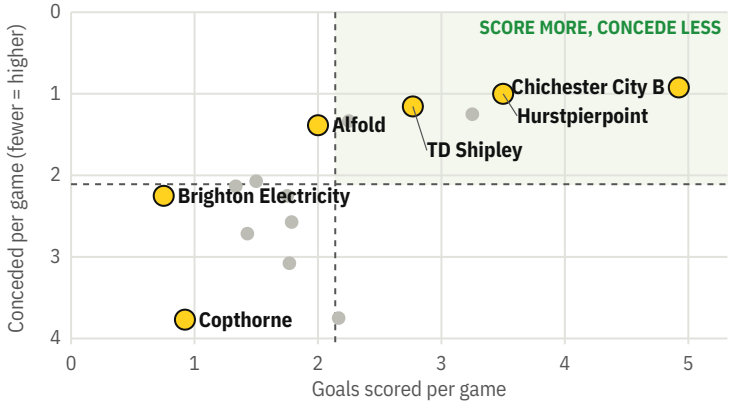

WHO IS MOVING

last five v season, points per game

RISING

Rudgwick	+0.93
Alfold	+0.85
Hurstpierpoint	+0.42
Southwater	+0.27

SLIPPING

Chichester City B	-0.38
Rustington	-0.45
Worthing Town	-0.65
Storrington Community	-0.68

Sources: fulltime.thefa.com, dugoutdatahub.com

League games only · table to 2026-11-26

PLATINUM PARTNER
PULSE WATER
WATER HYGIENE & TREATMENT SERVICES
Legionella risk assessments · water hygiene · softening & filtration
pulsewater.co.uk · helpdesk@pulsewater.co.uk · 01622 535103

SCFL DIVISION TWO · EVERY GAME TODAY

DOUGIE'S PREVIEWS

SAT 28 NOV

By Dougie · Dugout AI

Dougie on all 8 games in the SCFL Division Two. Form: latest on the right. Dossier: last five league results (team's score first) and venue record. Dougie's call is a prediction, not a promise.

SCFL DIVISION TWO

FULL STATS P106 KO 14:00 DOUGIE'S CALL **2-1**

ASC BRIGHTON RANGERS

7th · 18 pts · P15

L W L W D

STORRINGTON COMMUNITY

10th · 14 pts · P13

D D L L L

ASC are still waiting for a home win

ASC Brighton Rangers are seventh in Division Two on 18 points, and every one of their five league wins has come away from home; at home they have two draws and four defeats. They drew 0-0 with Rudgwick last Saturday and won 2-0 at Bosham the week before. The game is listed at the Sussex County FA ground in Lancing. They finished ninth last season. Storrington Community are tenth on 14 points and have lost their last three: 5-0 at Chichester City B, 3-1 at Alfold and 4-3 at home to Ferring last Saturday, when they came back from 2-1 down at half-time to make a game of it. They have conceded 40 in 13, the third-most in the division. Earlier in the season they beat Copthorne and won three in a row. ASC have scored only 20 in 15 and failed to score four times, so this is not a free-scoring home side. But they have the better defensive record (four clean sheets) and Storrington have one clean sheet all season. Dougie thinks this is the day ASC get that first home win.

DOUGIE'S DOSSIER

ASC BRIGHTON RANGERS · LAST FIVE

L	1-2	TD Shipley	A 17 Oct	**0-2-4** home W-D-L
W	1-0	Upper Beeding	A 31 Oct	**1.3** scored per game
L	0-1	Worthing Town	H 7 Nov	**2.1** conceded per game
W	2-0	Bosham	A 14 Nov	**1.20** points per game
D	0-0	Rudgwick	H 21 Nov	

STORRINGTON COMMUNITY · LAST FIVE

D	2-2	Rudgwick	A 10 Oct	**1-2-4** away W-D-L
D	3-3	Bosham	A 17 Oct	**1.8** scored per game
L	0-5	Chichester City B	A 31 Oct	**3.1** conceded per game
L	1-3	Alfold	A 14 Nov	**1.08** points per game
L	3-4	Ferring	H 21 Nov	

SCFL DIVISION TWO

FULL STATS P107 KO 14:00 DOUGIE'S CALL **0-2**

BRIGHTON ELECTRICITY

14th · 4 pts · P12

L D D L L

FERRING

6th · 23 pts · P12

W D D D W

Sparks still chasing a first win

Brighton Electricity have four draws and eight defeats from 12 league games and are 14th in Division Two on four points. They lost 2-1 at home to Hurstpierpoint last Saturday, 2-1 at Rudgwick the week before, and drew 3-3 with Southwater and 2-2 with Bosham at Withdean before that. They finished 12th last season. They have scored nine and conceded 27. Ferring are sixth on 23 points from 12 games and are six league games unbeaten. They won 4-3 at Storrington last Saturday and have drawn with Southwater, TD Shipley and Chichester City B in the last month, which tells you how hard they are to beat. At home they are unbeaten (W5 D4), but away they have one win in three. Jack Lanigan has seven goals. They also went out of the Division Two Cup 4-1 to TD Shipley. When these two met at Ferring on 22 August it finished 0-0. Electricity have shown in their draws that they can frustrate sides, but Ferring's unbeaten run is the trend.

DOUGIE'S DOSSIER

BRIGHTON ELECTRICITY · LAST FIVE

L	0-5	Chichester City B	H 10 Oct	**0-2-2** home W-D-L
D	3-3	Southwater	H 31 Oct	**0.8** scored per game
D	2-2	Bosham	H 7 Nov	**2.2** conceded per game
L	1-2	Rudgwick	A 14 Nov	**0.33** points per game
L	1-2	Hurstpierpoint	H 21 Nov	

FERRING · LAST FIVE

W	5-1	Storrington Community	H 3 Oct	**1-1-1** away W-D-L
D	1-1	Southwater	H 17 Oct	**2.2** scored per game
D	1-1	TD Shipley	A 31 Oct	**1.3** conceded per game
D	1-1	Chichester City B	H 7 Nov	**1.92** points per game
W	4-3	Storrington Commu...	A 21 Nov	

Scorers: Jack Lanigan 7

Sources: fulltime.thefa.com, footballwebpages.co.uk, dugoutdatahub.com

Form: last five league games, latest on the right

PLATINUM PARTNER

PULSE WATER
WATER HYGIENE & TREATMENT SERVICES

Legionella risk assessments · water hygiene · softening & filtration
pulsewater.co.uk · helpdesk@pulsewater.co.uk · 01622 535103

ASC BRIGHTON RANGERS
7th · 18 pts · P15

STATS ZONE · SCFL DIVISION TWO

V

Sat 28 Nov · 14:00

DOUGIE'S PREVIEW P105

STORRINGTON COMMUNITY
10th · 14 pts · P13

TALE OF THE TAPE

ASC BRIGHTON RANGERS LEFT · STORRINGTON COMMUNITY RIGHT · COLOURED BAR IS THE BETTER FIGURE

ASC BRIGHTON RANGERS		STORRINGTON COMMUNITY
7th	LEAGUE POSITION	10th
1.20	POINTS PER GAME	1.08
1.3	SCORED PER GAME	1.8
2.1	CONCEDED PER GAME	3.1
-12	GOAL DIFFERENCE	-17
4	CLEAN SHEETS	1
4	FAILED TO SCORE	2
8/15	BOTH TEAMS SCORED	9/12
9/15	3+ GOALS IN GAME	12/12
13	POINTS, LAST 8	8

HOME AND AWAY

TODAY'S MATCH-UPS HIGHLIGHTED

ASC BRIGHTON RANGERS AT HOME
6 games

0 W **2** D **4** L

0.33 pts/game · goals 2-13

STORRINGTON COMMUNITY AWAY
7 games

1 W **2** D **4** L

0.71 pts/game

ASC BRIGHTON RANGERS AWAY
9 games

5 W **1** D **3** L

1.78 pts/game · goals 18-19

STORRINGTON COMMUNITY AT HOME
5 games

2 W **0** D **3** L

1.20 pts/game

EVERY LEAGUE RESULT

OLDEST LEFT, LATEST RIGHT · H HOME, A AWAY

ASC BRIGHTON RA...	0-5 H	0-4 H	4-4 A	1-1 H	2-6 A	1-4 A	3-1 A	1-0 A	1-2 H	3-2 A	1-2 A	1-0 A	0-1 H	2-0 A	0-0 H
STORRINGTON CO...	1-2 H	0-6 H	1-6 A	3-2 H	5-0 A	3-2 H	1-5 A	2-2 A	3-3 A	0-5 A	1-3 A	3-4 H			

COMMON OPPONENTS

LEAGUE RESULTS AGAINST THE 9 SIDES BOTH HAVE PLAYED

OPPONENT	ASC BRIGHTO...	STORRINGTO...	OPPONENT	ASC BRIGHTO...	STORRINGTO...	OPPONENT	ASC BRIGHTO...	STORRINGTO...
Alfold	1-0A	1-2H 1-3A	Copthorne	3-2A	3-2H	Rustington	1-4A	0-6H
Bosham	0-4H 2-0A	3-3A	Hurstpierpoint	0-5H	3-2H	TD Shipley	1-2A	1-6A
Chichester City B	1-2H	0-5A	Rudgwick	3-1A 0-0H	2-2A	Upper Beeding	1-0A	5-0A

Points against these sides: ASC Brighton Rangers 16 from 11 games (1.45 a game) · Storrington Community 11 from 10 (1.10)

KEY NUMBERS

0-2-4
ASC Brighton Rangers at home (W-D-L).

1-2-4
Storrington Community away (W-D-L).

2-1 · 4-12
Goals for-against, last 3 league games, home side first.

Note: Storrington Community: table totals include game(s) or a points adjustment not shown in the results list.

Sources: fulltime.thefa.com, footballwebpages.co.uk, dugoutdatahub.com

League games only · figures to Fri 27 Nov

PLATINUM PARTNER
PULSE WATER
WATER HYGIENE & TREATMENT SERVICES
Legionella risk assessments · water hygiene · softening & filtration
pulsewater.co.uk · helpdesk@pulsewater.co.uk · 01622 535103

BRIGHTON ELECTRICITY

14th · 4 pts · P12

STATS ZONE · SCFL DIVISION TWO

V

Sat 28 Nov · 14:00

DOUGIE'S PREVIEW P105

FERRING

6th · 23 pts · P12

TALE OF THE TAPE

BRIGHTON ELECTRICITY LEFT · FERRING RIGHT · COLOURED BAR IS THE BETTER FIGURE

14th	LEAGUE POSITION	6th
0.33	POINTS PER GAME	1.92
0.8	SCORED PER GAME	2.2
2.2	CONCEDED PER GAME	1.3
-18	GOAL DIFFERENCE	+11
1	CLEAN SHEETS	2
4	FAILED TO SCORE	2
6/10	BOTH TEAMS SCORED	9/12
8/10	3+ GOALS IN GAME	7/12
2	POINTS, LAST 8	13

HOME AND AWAY

TODAY'S MATCH-UPS HIGHLIGHTED

BRIGHTON ELECTRICITY AT HOME

4 games

0 W 2 D 2 L

0.50 pts/game

FERRING AWAY

3 games

1 W 1 D 1 L

1.33 pts/game · goals 5-7

BRIGHTON ELECTRICITY AWAY

6 games

0 W 2 D 4 L

0.33 pts/game

FERRING AT HOME

9 games

5 W 4 D 0 L

2.11 pts/game · goals 22-9

EVERY LEAGUE RESULT

OLDEST LEFT, LATEST RIGHT · H HOME, A AWAY

BRIGHTON ELECTRI...	0-0 A	1-1 A	1-4 A	0-4 A	0-4 A	0-5 H	3-3 H	2-2 H	1-2 A	1-2 H	
FERRING	3-0 H	0-0 H	5-1 H	4-3 H	2-1 H	0-3 A	1-1 H	5-1 H	1-1 H	1-1 A	1-1 H	4-3 A

COMMON OPPONENTS

LEAGUE RESULTS AGAINST THE 7 SIDES BOTH HAVE PLAYED

OPPONENT	BRIGHTON EL...	FERRING
Chichester City B	0-5H	1-1H
Hurstpierpoint	1-2H	0-3A
Rudgwick	1-2A	3-0H
Southwater	3-3H	1-1H
TD Shipley	1-4A	1-1A
Upper Beeding	0-4A	1-1H
Worthing Town	0-4A	5-1H

Points against these sides: Brighton Electricity 1 from 7 games (0.14 a game) · Ferring 10 from 7 (1.43)

KEY NUMBERS

0-2-2
Brighton Electricity at home (W-D-L).

1-1-1
Ferring away (W-D-L).

4-6 · 6-5
Goals for-against, last 3 league games, home side first.

Note: Brighton Electricity: table totals include game(s) or a points adjustment not shown in the results list.

Sources: fulltime.thefa.com, footballwebpages.co.uk, dugoutdatahub.com

League games only · figures to Fri 27 Nov

PLATINUM PARTNER

PULSE WATER
WATER HYGIENE & TREATMENT SERVICES

Legionella risk assessments · water hygiene · softening & filtration
pulsewater.co.uk · helpdesk@pulsewater.co.uk · 01622 535103

SCFL DIVISION TWO · EVERY GAME TODAY

DOUGIE'S PREVIEWS (CONT.)

SAT 28 NOV

By Dougie · Dugout AI

SCFL DIVISION TWO

FULL STATS P109 KO 14:00 DOUGIE'S CALL 1-2

COPTHORNE

15th · 3 pts · P13

L L L L L

BOSHAM

13th · 11 pts · P12

L D W D L

Copthorne at Roffey, eight defeats in a row

Copthorne are bottom of Division Two on three points. They were relegated from Division One last season with three points and have lost eight league games in a row. They lost 4-0 at Southwater last Saturday and 6-0 at home to TD Shipley the week before. Their only league win was 2-0 against Rudgwick in early September. They have conceded 49 in 13. This game is listed at Roffey Football Club, not their usual home. Bosham are 13th on 11 points and finished 14th last season. They beat Wadhurst United 3-1 in the Sussex Intermediate Cup last Saturday. In the league they have won two of six away, including 4-0 at ASC Brighton Rangers and 3-2 at Worthing Town, but they lost 2-0 at home to ASC a fortnight ago. They have conceded 27 in 12. For Copthorne, the target is ending the losing run; a draw would be progress. For Bosham, this is one of the few games where they start as favourites.

DOUGIE'S DOSSIER

COPTHORNE · LAST FIVE

L	2-3	ASC Brighton Rangers	H 10 Oct	
L	2-3	Rustington	A 17 Oct	
L	1-4	Alfold	A 24 Oct	
L	0-6	TD Shipley	H 14 Nov	
L	0-4	Southwater	A 21 Nov	

1-0-6 home W-D-L
0.9 scored per game
3.8 conceded per game
0.23 points per game

BOSHAM · LAST FIVE

L	0-3	Rudgwick	A 3 Oct	
D	3-3	Storrington Commu…	H 17 Oct	
W	3-2	Worthing Town	A 31 Oct	
D	2-2	Brighton Electricity	A 7 Nov	
L	0-2	ASC Brighton Range…	H 14 Nov	

2-1-3 away W-D-L
1.8 scored per game
2.2 conceded per game
0.92 points per game

SCFL DIVISION TWO

FULL STATS P110 KO 14:00 DOUGIE'S CALL 2-2

HURSTPIERPOINT

2nd · 31 pts · P12

W W W W W

CHICHESTER CITY B

1st · 31 pts · P13

W W W D L

Top of the table, and it is level

Top of the table, and it is level. Both sides have 31 points; Hurstpierpoint from 12 games, Chichester City B from 13. Hurst have won seven league games in a row and all five at home, at Fairfield Recreation Ground, with 42 scored and 12 conceded. Their run includes 8-1 against Southwater, 5-2 against Rustington and 2-1 at Brighton Electricity last Saturday. They also beat TD Shipley 3-1 in the Sussex Intermediate Cup. Jamie Waterman has seven goals. Chichester City B have scored 64 league goals, more than five a game, including 13-1 at Upper Beeding, and Josh Hall (15), Joshua Irish (14) and Joshua Castle (12) are the top three scorers in the division. They finished fourth last season. Away from home they have won seven of ten. But they have dropped points in their last two: 1-1 at Ferring and a 3-0 defeat at TD Shipley last Saturday, their first league defeat since September. The winner goes clear at the top. Chichester City B's attack against Hurst's home record: Dougie cannot split them.

DOUGIE'S DOSSIER

HURSTPIERPOINT · LAST FIVE

W	8-1	Southwater	H 3 Oct	
W	3-1	Worthing Town	H 17 Oct	
W	3-1	Rudgwick	A 24 Oct	
W	5-2	Rustington	H 31 Oct	
W	2-1	Brighton Electricity	A 21 Nov	

5-0-0 home W-D-L
3.5 scored per game
1.0 conceded per game
2.58 points per game

Scorers: Jamie Waterman 7

CHICHESTER CITY B · LAST FIVE

W	5-0	Brighton Electricity	A 10 Oct	
W	13-1	Upper Beeding	A 24 Oct	
W	5-0	Storrington Commu…	H 31 Oct	
D	1-1	Ferring	A 7 Nov	
L	0-3	TD Shipley	A 21 Nov	

7-1-2 away W-D-L
4.9 scored per game
0.9 conceded per game
2.38 points per game

Scorers: Josh Hall 15, Joshua Irish 14

Sources: fulltime.thefa.com, footballwebpages.co.uk, dugoutdatahub.com

Form: last five league games, latest on the right

PLATINUM PARTNER

PULSE WATER
WATER HYGIENE & TREATMENT SERVICES

Legionella risk assessments · water hygiene · softening & filtration
pulsewater.co.uk · helpdesk@pulsewater.co.uk · 01622 535103

STATS ZONE · SCFL DIVISION TWO

COPTHORNE v BOSHAM

Sat 28 Nov · 14:00

COPTHORNE: 15th · 3 pts · P13

BOSHAM: 13th · 11 pts · P12

DOUGIE'S PREVIEW P108

TALE OF THE TAPE

COPTHORNE LEFT · BOSHAM RIGHT · COLOURED BAR IS THE BETTER FIGURE

COPTHORNE		BOSHAM
15th	LEAGUE POSITION	13th
0.23	POINTS PER GAME	0.92
0.9	SCORED PER GAME	1.8
3.8	CONCEDED PER GAME	2.2
-37	GOAL DIFFERENCE	-6
1	CLEAN SHEETS	2
5	FAILED TO SCORE	4
7/13	BOTH TEAMS SCORED	6/12
12/13	3+ GOALS IN GAME	10/12
0	POINTS, LAST 8	8

THE RACE SO FAR

POINTS AFTER EACH LEAGUE GAME · — COPTHORNE — BOSHAM

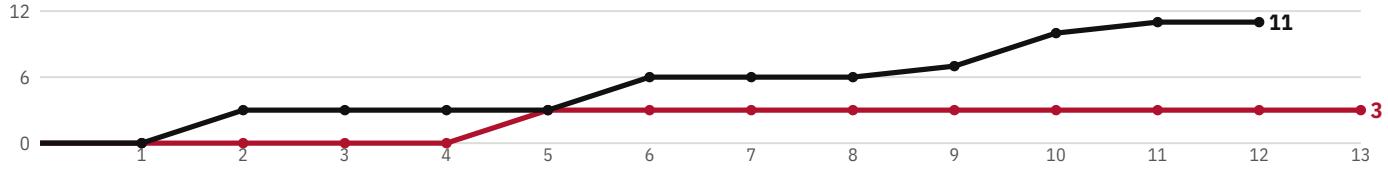

HOME AND AWAY

TODAY'S MATCH-UPS HIGHLIGHTED

COPTHORNE AT HOME — 7 games
1 W 0 D 6 L
0.43 pts/game · goals 5-26

BOSHAM AWAY — 6 games
2 W 1 D 3 L
1.17 pts/game · goals 12-13

COPTHORNE AWAY — 6 games
0 W 0 D 6 L
0.00 pts/game · goals 7-23

BOSHAM AT HOME — 6 games
1 W 1 D 4 L
0.67 pts/game · goals 9-14

EVERY LEAGUE RESULT

OLDEST LEFT, LATEST RIGHT · H HOME, A AWAY

COPTHORNE	0-5 H	0-6 H	1-7 A	0-4 H	2-0 H	1-2 A	1-2 H	2-3 A	2-3 H	2-3 A	1-4 A	0-6 H	0-4 A
BOSHAM	1-3 A	4-0 A	0-1 H	1-4 H	0-4 H	5-0 H	2-3 A	0-3 A	3-3 H	3-2 A	2-2 A	0-2 H	

COMMON OPPONENTS

LEAGUE RESULTS AGAINST THE 10 SIDES BOTH HAVE PLAYED

OPPONENT	COPTHORNE	BOSHAM
ASC Brighton Rangers	2-3H	4-0A 0-2H
Alfold	1-4A	0-4H
Chichester City B	1-7A	1-4H
Hurstpierpoint	0-6H	2-3A
Rudgwick	2-0H	0-3A
Southwater	0-4H 0-4A	5-0H
Storrington Community	2-3A	3-3H
TD Shipley	0-6H	1-3A
Upper Beeding	0-5H	0-1H
Worthing Town	1-2H	3-2A

Points against these sides: Copthorne 3 from 11 games (0.27 a game) · Bosham 10 from 11 (0.91)

KEY NUMBERS

1-0-6
Copthorne at home (W-D-L).

2-1-3
Bosham away (W-D-L).

1-14 · 5-6
Goals for-against, last 3 league games, home side first.

Sources: fulltime.thefa.com, footballwebpages.co.uk, dugoutdatahub.com

League games only · figures to Fri 27 Nov

PLATINUM PARTNER
PULSE WATER
WATER HYGIENE & TREATMENT SERVICES
Legionella risk assessments · water hygiene · softening & filtration
pulsewater.co.uk · helpdesk@pulsewater.co.uk · 01622 535103

STATS ZONE · SCFL DIVISION TWO

HURSTPIERPOINT V CHICHESTER CITY B

HURSTPIERPOINT: 2nd · 31 pts · P12

Sat 28 Nov · 14:00

DOUGIE'S PREVIEW P108

CHICHESTER CITY B: 1st · 31 pts · P13

TALE OF THE TAPE

HURSTPIERPOINT LEFT · CHICHESTER CITY B RIGHT · COLOURED BAR IS THE BETTER FIGURE

HURSTPIERPOINT		CHICHESTER CITY B
2nd	LEAGUE POSITION	1st
2.58	POINTS PER GAME	2.38
3.5	SCORED PER GAME	4.9
1.0	CONCEDED PER GAME	0.9
+30	GOAL DIFFERENCE	+52
4	CLEAN SHEETS	5
1	FAILED TO SCORE	2
8/12	BOTH TEAMS SCORED	6/13
11/12	3+ GOALS IN GAME	10/13
22	POINTS, LAST 8	16

THE RACE SO FAR

POINTS AFTER EACH LEAGUE GAME · — HURSTPIERPOINT — CHICHESTER CITY B

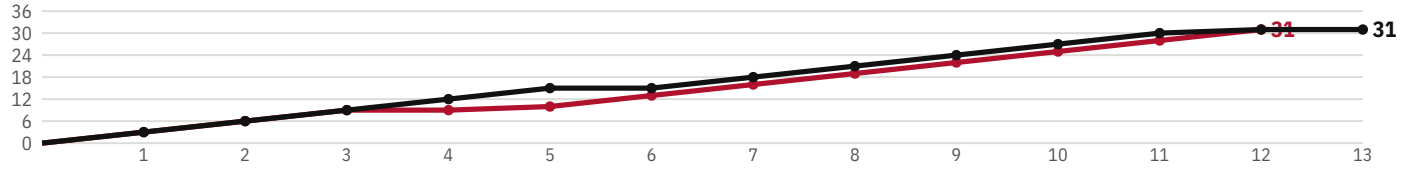

HOME AND AWAY

TODAY'S MATCH-UPS HIGHLIGHTED

HURSTPIERPOINT AT HOME — 5 games
5 W 0 D 0 L — **3.00** pts/game · goals 22-6

CHICHESTER CITY B AWAY — 10 games
7 W 1 D 2 L — **2.20** pts/game · goals 35-11

HURSTPIERPOINT AWAY — 7 games
5 W 1 D 1 L — **2.29** pts/game · goals 20-6

CHICHESTER CITY B AT HOME — 3 games
3 W 0 D 0 L — **3.00** pts/game · goals 29-1

EVERY LEAGUE RESULT

OLDEST LEFT, LATEST RIGHT · H HOME, A AWAY

HURSTPIERPOINT	5-0 A	6-0 A	2-1 A	2-3 A	0-0 A	3-0 H	3-2 H	8-1 H	3-1 H	3-1 A	5-2 H	2-1 A
CHICHESTER CITY B	17-0 H	2-0 A	7-1 H	4-1 A	3-2 A	0-2 A	5-0 A	2-1 A	5-0 A	13-1 A	5-0 H	1-1 A	0-3 A

COMMON OPPONENTS

LEAGUE RESULTS AGAINST THE 12 SIDES BOTH HAVE PLAYED

OPPONENT	HURSTPIERP...	CHICHESTER ...	OPPONENT	HURSTPIERP...	CHICHESTER ...	OPPONENT	HURSTPIERP...	CHICHESTER ...
ASC Brighton Rangers	5-0A	2-1A	Ferring	3-0H	1-1A	Storrington Community	2-3A	5-0H
Bosham	3-2H	4-1A	Rudgwick	3-1A	5-0A	TD Shipley	0-0A	0-3A
Brighton Electricity	2-1A	5-0A	Rustington	5-2H	0-2A	Upper Beeding	2-1A	13-1A
Copthorne	6-0A	7-1H	Southwater	8-1H	3-2A	Worthing Town	3-1H	17-0H

Points against these sides: Hurstpierpoint 31 from 12 games (2.58 a game) · Chichester City B 28 from 12 (2.33)

KEY NUMBERS

5-0-0
Hurstpierpoint at home (W-D-L).

7-1-2
Chichester City B away (W-D-L).

10-4 · 6-4
Goals for-against, last 3 league games, home side first.

Sources: fulltime.thefa.com, footballwebpages.co.uk, dugoutdatahub.com

League games only · figures to Fri 27 Nov

PLATINUM PARTNER
PULSE WATER WATER HYGIENE & TREATMENT SERVICES
Legionella risk assessments · water hygiene · softening & filtration
pulsewater.co.uk · helpdesk@pulsewater.co.uk · 01622 535103

SCFL DIVISION TWO · EVERY GAME TODAY

DOUGIE'S PREVIEWS (CONT.)

SAT 28 NOV

By Dougie · Dugout AI

SCFL DIVISION TWO

FULL STATS P112 KO 14:00 DOUGIE'S CALL 1-2

RUDGWICK

8th · 15 pts · P14

W L W W D

RUSTINGTON

5th · 27 pts · P12

W W L W L

Kai Oram v the promotion chasers

Rudgwick are eighth in Division Two on 15 points and three league games unbeaten: 5-1 at Southwater, 2-1 against Brighton Electricity and 0-0 at ASC Brighton Rangers last Saturday. They also beat Copthorne 4-0 in the Division Two Cup. Kai Oram has 11 goals, the joint-fifth highest total in the division. At King George V Playing Field they have won three, drawn one and lost three. They finished 13th last season. Rustington are fifth on 27 points from 12 games and finished second last season with 70 points. They lost 1-0 at home to Alfold last Saturday and have lost two of their last four, the other a 5-2 defeat at Hurstpierpoint. In between they beat TD Shipley 4-0. Away from home they have won four of six, including 6-0 at Storrington and 5-0 at Alfold earlier in the season. Jordan Clark has seven goals. Rustington have conceded only 15 in 12. Rudgwick's improvement against Rustington's quality: Dougie backs the visitors on their away record.

DOUGIE'S DOSSIER

RUDGWICK · LAST FIVE

W	2-1	Upper Beeding	H 17 Oct
L	1-3	Hurstpierpoint	H 24 Oct
W	5-1	Southwater	A 7 Nov
W	2-1	Brighton Electricity	H 14 Nov
D	0-0	ASC Brighton Rangers	A 21 Nov

3-1-3 home W-D-L
1.5 scored per game
2.1 conceded per game
1.07 points per game

Scorers: Kai Oram 11

RUSTINGTON · LAST FIVE

W	4-2	Worthing Town	A 3 Oct
W	3-2	Copthorne	H 17 Oct
L	2-5	Hurstpierpoint	A 31 Oct
W	4-0	TD Shipley	H 7 Nov
L	0-1	Alfold	H 21 Nov

4-0-2 away W-D-L
3.2 scored per game
1.2 conceded per game
2.25 points per game

Scorers: Jordan Dean Clark 7

SCFL DIVISION TWO

FULL STATS P113 KO 14:00 DOUGIE'S CALL 1-3

UPPER BEEDING

11th · 14 pts · P14

L L L D W

TD SHIPLEY

3rd · 29 pts · P13

W D L W W

TD Shipley won the first one 3-0

TD Shipley beat Upper Beeding 3-0 on 22 August, and last Saturday they beat the joint leaders Chichester City B 3-0. They are third on 29 points from 13 games, two behind the top two. Adam Campbell-Stone has ten goals and Reece Nixon nine. They finished third last season with 66 points. At home they are unbeaten, but away from home they have won two of four, including 6-0 at Copthorne a fortnight ago and 2-1 at Southwater, with defeats at Alfold (4-3) and Rustington (4-0). Upper Beeding are 11th on 14 points and finished seventh last season. They won 4-2 at Worthing Town last Saturday, their first win since early October. At home they have won one of six, and that home record includes a 13-1 defeat by Chichester City B. They have conceded 38 in 14. TD Shipley have been one of the most consistent sides in the division. Upper Beeding have shown some fight, with a 0-0 against Southwater and the win at Worthing Town, but TD's forwards should have too much.

DOUGIE'S DOSSIER

UPPER BEEDING · LAST FIVE

L	1-2	Rudgwick	A 17 Oct
L	1-13	Chichester City B	H 24 Oct
L	0-1	ASC Brighton Rangers	H 31 Oct
D	0-0	Southwater	H 14 Nov
W	4-2	Worthing Town	A 21 Nov

1-1-4 home W-D-L
1.4 scored per game
2.7 conceded per game
1.00 points per game

TD SHIPLEY · LAST FIVE

W	2-1	ASC Brighton Rangers	H 17 Oct
D	1-1	Ferring	H 31 Oct
L	0-4	Rustington	A 7 Nov
W	6-0	Copthorne	A 14 Nov
W	3-0	Chichester City B	H 21 Nov

2-0-2 away W-D-L
2.8 scored per game
1.1 conceded per game
2.23 points per game

Scorers: Adam Campbell-Stone 10, Reece Nixon 9

Sources: fulltime.thefa.com, footballwebpages.co.uk, dugoutdatahub.com

Form: last five league games, latest on the right

PLATINUM PARTNER

PULSE WATER
WATER HYGIENE & TREATMENT SERVICES

Legionella risk assessments · water hygiene · softening & filtration
pulsewater.co.uk · helpdesk@pulsewater.co.uk · 01622 535103

STATS ZONE · SCFL DIVISION TWO

RUDGWICK V RUSTINGTON

8th · 15 pts · P14 — Sat 28 Nov · 14:00 — 5th · 27 pts · P12

DOUGIE'S PREVIEW P111

TALE OF THE TAPE

RUDGWICK LEFT · RUSTINGTON RIGHT · COLOURED BAR IS THE BETTER FIGURE

RUDGWICK		RUSTINGTON
8th	LEAGUE POSITION	5th
1.07	POINTS PER GAME	2.25
1.5	SCORED PER GAME	3.2
2.1	CONCEDED PER GAME	1.2
-8	GOAL DIFFERENCE	+24
2	CLEAN SHEETS	6
4	FAILED TO SCORE	1
9/14	BOTH TEAMS SCORED	5/12
11/14	3+ GOALS IN GAME	9/12
14	POINTS, LAST 8	18

THE RACE SO FAR

POINTS AFTER EACH LEAGUE GAME · — RUDGWICK — RUSTINGTON

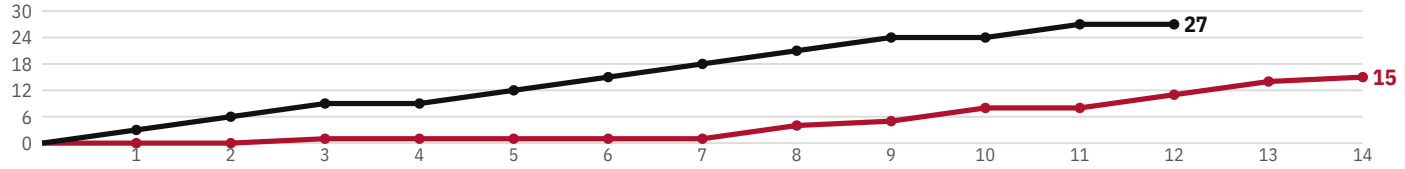

HOME AND AWAY

TODAY'S MATCH-UPS HIGHLIGHTED

RUDGWICK AT HOME — 7 games
3 W 1 D 3 L — **1.43** pts/game · goals 11-15

RUSTINGTON AWAY — 6 games
4 W 0 D 2 L — **2.00** pts/game · goals 21-11

RUDGWICK AWAY — 7 games
1 W 2 D 4 L — **0.71** pts/game · goals 10-14

RUSTINGTON AT HOME — 6 games
5 W 0 D 1 L — **2.50** pts/game · goals 18-4

EVERY LEAGUE RESULT

OLDEST LEFT, LATEST RIGHT · H HOME, A AWAY

RUDGWICK	0-3 A	1-3 A	1-1 A	0-2 A	3-4 A	1-3 H	0-5 H	3-0 H	2-2 H	2-1 H	1-3 H	5-1 A	2-1 H	0-0 A
RUSTINGTON	1-0 A	6-0 A	5-0 A	3-4 A	5-0 H	4-1 H	2-0 H	4-2 A	3-2 H	2-5 A	4-0 H	0-1 H		

COMMON OPPONENTS

LEAGUE RESULTS AGAINST THE 11 SIDES BOTH HAVE PLAYED

OPPONENT	RUDGWICK	RUSTINGTON
ASC Brighton Rangers	1-3H 0-0A	4-1H
Alfold	1-1A	5-0A 0-1H
Chichester City B	0-5H	2-0H
Copthorne	0-2A	3-2H
Ferring	0-3A	3-4A
Hurstpierpoint	1-3H	2-5A
Southwater	5-1A	1-0A
Storrington Community	2-2H	6-0A
TD Shipley	1-3A	4-0H
Upper Beeding	2-1H	5-0H
Worthing Town	3-4A	4-2A

Points against these sides: Rudgwick 9 from 12 games (0.75 a game) · Rustington 27 from 12 (2.25)

KEY NUMBERS

3-1-3
Rudgwick at home (W-D-L).

4-0-2
Rustington away (W-D-L).

7-2 · 6-6
Goals for-against, last 3 league games, home side first.

Sources: fulltime.thefa.com, footballwebpages.co.uk, dugoutdatahub.com

League games only · figures to Fri 27 Nov

PLATINUM PARTNER
PULSE WATER WATER HYGIENE & TREATMENT SERVICES
Legionella risk assessments · water hygiene · softening & filtration
pulsewater.co.uk · helpdesk@pulsewater.co.uk · 01622 535103

STATS ZONE · SCFL DIVISION TWO

UPPER BEEDING
11th · 14 pts · P14

V

Sat 28 Nov · 14:00

DOUGIE'S PREVIEW P111

TD SHIPLEY
3rd · 29 pts · P13

TALE OF THE TAPE

UPPER BEEDING LEFT · TD SHIPLEY RIGHT · COLOURED BAR IS THE BETTER FIGURE

UPPER BEEDING		TD SHIPLEY
11th	LEAGUE POSITION	3rd
1.00	POINTS PER GAME	2.23
1.4	SCORED PER GAME	2.8
2.7	CONCEDED PER GAME	1.2
-18	GOAL DIFFERENCE	+21
4	CLEAN SHEETS	4
5	FAILED TO SCORE	2
6/14	BOTH TEAMS SCORED	8/13
10/14	3+ GOALS IN GAME	11/13
8	POINTS, LAST 8	14

THE RACE SO FAR

POINTS AFTER EACH LEAGUE GAME · — UPPER BEEDING — TD SHIPLEY

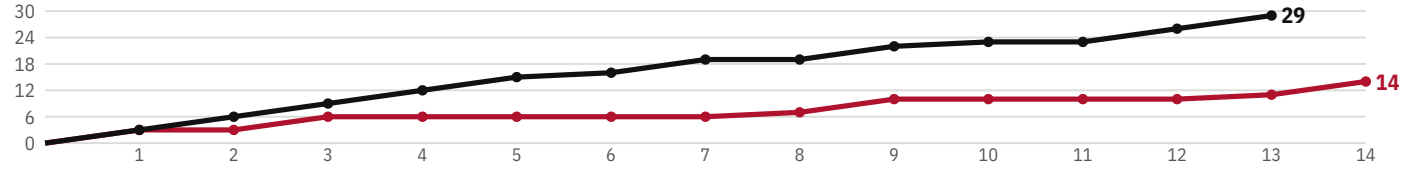

HOME AND AWAY

TODAY'S MATCH-UPS HIGHLIGHTED

UPPER BEEDING AT HOME — 6 games
1 W 1 D 4 L — **0.67** pts/game · goals 6-21

TD SHIPLEY AWAY — 4 games
2 W 0 D 2 L — **1.50** pts/game · goals 11-9

UPPER BEEDING AWAY — 8 games
3 W 1 D 4 L — **1.25** pts/game · goals 14-17

TD SHIPLEY AT HOME — 9 games
7 W 2 D 0 L — **2.56** pts/game · goals 25-6

EVERY LEAGUE RESULT

OLDEST LEFT, LATEST RIGHT · H HOME, A AWAY

UPPER BEEDING	5-0 A	0-3 A	1-0 A	1-2 H	0-5 A	2-4 A	0-5 H	1-1 A	4-0 H	1-2 A	1-13 H	0-1 H	0-0 H	4-2 A
TD SHIPLEY	3-1 H	3-0 H	3-1 H	6-1 H	4-1 H	0-0 H	2-1 A	3-4 A	2-1 H	1-1 H	0-4 A	6-0 A	3-0 H	

COMMON OPPONENTS

LEAGUE RESULTS AGAINST THE 12 SIDES BOTH HAVE PLAYED

OPPONENT	UPPER BEEDI...	TD SHIPLEY
ASC Brighton Rangers	0-1H	2-1H
Alfold	2-4A	3-4A
Bosham	1-0A	3-1H
Brighton Electricity	4-0H	4-1H
Chichester City B	1-13H	3-0H
Copthorne	5-0A	6-0A
Ferring	1-1A	1-1H
Hurstpierpoint	1-2H	0-0H
Rudgwick	1-2A	3-1H
Rustington	0-5A	0-4A
Southwater	0-0H	2-1A
Storrington Community	0-5H	6-1H

Points against these sides: Upper Beeding 11 from 12 games (0.92 a game) · TD Shipley 26 from 12 (2.17)

KEY NUMBERS

1-1-4
Upper Beeding at home (W-D-L).

2-0-2
TD Shipley away (W-D-L).

4-3 · 9-4
Goals for-against, last 3 league games, home side first.

Sources: fulltime.thefa.com, footballwebpages.co.uk, dugoutdatahub.com

League games only · figures to Fri 27 Nov

PLATINUM PARTNER
PULSE WATER
WATER HYGIENE & TREATMENT SERVICES
Legionella risk assessments · water hygiene · softening & filtration
pulsewater.co.uk · helpdesk@pulsewater.co.uk · 01622 535103

SCFL DIVISION TWO · EVERY GAME TODAY

DOUGIE'S PREVIEWS (CONT.)

SAT 28 NOV

By Dougie · Dugout AI

SCFL DIVISION TWO

FULL STATS P115 KO 15:00 DOUGIE'S CALL 2-2

WORTHING TOWN

9th · 15 pts · P12

L L L W L

SOUTHWATER

12th · 13 pts · P14

D D L D W

Southwater have won both meetings

Southwater have beaten Worthing Town twice already this season: 3-1 in the league in August and 2-1 in the Division Two Challenge Cup in October. Southwater are 12th on 13 points and finished fifth last season. They beat Copthorne 4-0 last Saturday, their first win in five after draws with Ferring, Brighton Electricity and Upper Beeding and a 5-1 home defeat by Rudgwick. Declan Partridge has 12 goals this season, some of them for Storrington before his move. Away from home they have one win, three draws and two defeats, and they lost 8-1 at Hurstpierpoint in October. Worthing Town are ninth on 15 points from 12 games. They finished bottom of Division Two last season with 14 points, so they have already improved. They lost 4-2 at home to Upper Beeding last Saturday. At Palatine Park they have won three and lost three, beating Rudgwick 4-3 and Brighton Electricity 4-0. Fahmi Juneydi has seven goals. They have conceded 45 in 12, the most in the division. Both sides can score and both can concede. Kick-off is at 3pm, an hour after the rest of Division Two.

DOUGIE'S DOSSIER

WORTHING TOWN · LAST FIVE

L	2-4	Rustington	H 3 Oct
L	1-3	Hurstpierpoint	A 17 Oct
L	2-3	Bosham	H 31 Oct
W	1-0	ASC Brighton Rangers	A 7 Nov
L	2-4	Upper Beeding	H 21 Nov

3-0-3 home W-D-L
2.2 scored per game
3.8 conceded per game
1.25 points per game

Scorers: Fahmi Juneydi 7

SOUTHWATER · LAST FIVE

D	1-1	Ferring	A 17 Oct
D	3-3	Brighton Electricity	A 31 Oct
L	1-5	Rudgwick	H 7 Nov
D	0-0	Upper Beeding	A 14 Nov
W	4-0	Copthorne	H 21 Nov

1-3-2 away W-D-L
1.8 scored per game
2.6 conceded per game
0.93 points per game

Scorers: Declan Partridge 12

SURREY INTERMEDIATE CUP

FULL STATS P116 KO 13:30 DOUGIE'S CALL 1-3

TONGHAM

ALFOLD

4th · 28 pts · P13

W W W W W

Surrey Intermediate Cup for the in-form Alfold

Alfold have won their last five league games and are fourth in Division Two on 28 points from 13. They are perfect away from home in the league (four out of four): 2-1 at Storrington, 4-0 at Bosham, 3-1 at Southwater and 1-0 at Rustington last Saturday. In that five-game run they also beat Copthorne 4-1 and TD Shipley 4-3 at home. Ince Florimond has nine goals. They finished eighth last season. Their game this weekend is in the Surrey FA Saturday Intermediate Cup at Tongham, kick-off 1.30pm. Alfold sit right on the Surrey border, so a Surrey cup tie is not unusual for them. Dougie has no form guide on Tongham, so he is backing the side he knows. Alfold have scored 26 and conceded 18 in the league, and their away form suggests they travel well.

DOUGIE'S DOSSIER

TONGHAM

Not in a league we track, so no form guide.

ALFOLD · LAST FIVE

W	4-3	TD Shipley	H 3 Oct
W	3-1	Southwater	A 10 Oct
W	4-1	Copthorne	H 24 Oct
W	3-1	Storrington Commu…	H 14 Nov
W	1-0	Rustington	A 21 Nov

4-0-0 away W-D-L
2.0 scored per game
1.4 conceded per game
2.15 points per game

Scorers: Ince Florimond 9

Sources: fulltime.thefa.com, footballwebpages.co.uk, dugoutdatahub.com

Form: last five league games, latest on the right

PLATINUM PARTNER

PULSE WATER
WATER HYGIENE & TREATMENT SERVICES

Legionella risk assessments · water hygiene · softening & filtration
pulsewater.co.uk · helpdesk@pulsewater.co.uk · 01622 535103

STATS ZONE · SCFL DIVISION TWO

WORTHING TOWN
9th · 15 pts · P12

V

Sat 28 Nov · 15:00

DOUGIE'S PREVIEW P114

SOUTHWATER
12th · 13 pts · P14

TALE OF THE TAPE

WORTHING TOWN LEFT · SOUTHWATER RIGHT · COLOURED BAR IS THE BETTER FIGURE

WORTHING TOWN		SOUTHWATER
9th	LEAGUE POSITION	12th
1.25	POINTS PER GAME	0.93
2.2	SCORED PER GAME	1.8
3.8	CONCEDED PER GAME	2.6
-19	GOAL DIFFERENCE	-11
2	CLEAN SHEETS	3
1	FAILED TO SCORE	3
9/12	BOTH TEAMS SCORED	9/14
11/12	3+ GOALS IN GAME	11/14
12	POINTS, LAST 8	6

THE RACE SO FAR

POINTS AFTER EACH LEAGUE GAME · — WORTHING TOWN — SOUTHWATER

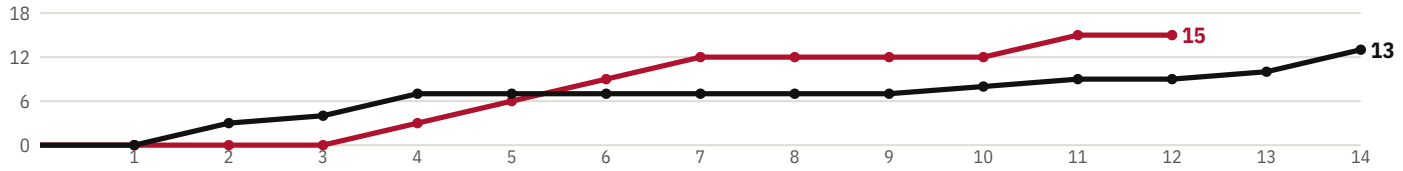

HOME AND AWAY

TODAY'S MATCH-UPS HIGHLIGHTED

WORTHING TOWN AT HOME — 6 games
3 W 0 D 3 L — **1.50** pts/game · goals 20-16

SOUTHWATER AWAY — 6 games
1 W 3 D 2 L — **1.00** pts/game · goals 9-17

WORTHING TOWN AWAY — 6 games
2 W 0 D 4 L — **1.00** pts/game · goals 6-29

SOUTHWATER AT HOME — 8 games
2 W 1 D 5 L — **0.88** pts/game · goals 16-19

EVERY LEAGUE RESULT

OLDEST LEFT, LATEST RIGHT · H HOME, A AWAY

WORTHING TOWN	0-17 A	1-3 A	1-5 A	6-2 H	4-3 H	2-1 A	4-0 H	2-4 H	1-3 A	2-3 H	1-0 A	2-4 H
SOUTHWATER	0-1 H	3-1 H	4-4 H	4-0 A	2-3 H	0-5 A	1-2 H	1-8 A	1-3 H	1-1 A	3-3 A	1-5 H	0-0 A	4-0 H

COMMON OPPONENTS

LEAGUE RESULTS AGAINST THE 10 SIDES BOTH HAVE PLAYED

OPPONENT	WORTHING T...	SOUTHWATER
ASC Brighton Rangers	6-2H 1-0A	4-4H
Bosham	2-3H	0-5A
Brighton Electricity	4-0H	3-3A
Chichester City B	0-17A	2-3H
Copthorne	2-1A	4-0A 4-0H
Ferring	1-5A	1-1A
Hurstpierpoint	1-3A	1-8A
Rudgwick	4-3H	1-5H
Rustington	2-4H	0-1H
Upper Beeding	2-4H	0-0A

Points against these sides: Worthing Town 15 from 11 games (1.36 a game) · Southwater 10 from 11 (0.91)

KEY NUMBERS

3-0-3
Worthing Town at home (W-D-L).

1-3-2
Southwater away (W-D-L).

5-7 · 5-5
Goals for-against, last 3 league games, home side first.

Sources: fulltime.thefa.com, footballwebpages.co.uk, dugoutdatahub.com

League games only · figures to Fri 27 Nov

PLATINUM PARTNER
PULSE WATER
WATER HYGIENE & TREATMENT SERVICES
Legionella risk assessments · water hygiene · softening & filtration
pulsewater.co.uk · helpdesk@pulsewater.co.uk · 01622 535103

TO **TONGHAM**
Outside our leagues

STATS ZONE · SURREY INTERMEDIATE CUP
V
Sat 28 Nov · 13:30
DOUGIE'S PREVIEW P114

ALFOLD
4th · 28 pts · P13

ALFOLD SEASON NUMBERS

SCFL DIVISION TWO

4th LEAGUE POSITION	**28** POINTS	**2.15** POINTS PER GAME	**2.0** SCORED PER GAME	**1.4** CONCEDED PER GAME	**+8** GOAL DIFFERENCE
2 CLEAN SHEETS	**3** FAILED TO SCORE	**21** POINTS FROM LAST 8	**7/12** BOTH TEAMS SCORED	**8/12** 3+ GOALS IN GAME	**WWWWW** LAST FIVE

HOME AND AWAY

SCFL DIVISION TWO

ALFOLD AT HOME — 8 games
4 W **1** D **3** L — **1.62** pts/game

ALFOLD AWAY — 4 games
4 W **0** D **0** L — **3.00** pts/game

EVERY LEAGUE RESULT

OLDEST LEFT, LATEST RIGHT

ALFOLD

2-1	0-2	0-5	1-1	4-0	4-2	0-1	4-3	3-1	4-1	3-1	1-0
A	H	H	H	A	H	H	H	A	H	H	A

KEY NUMBERS

4-0-0
Alfold away (W-D-L).

8-2
Goals for-against, last 3 league games.

Tongham play outside the leagues we track, so we have no form guide or league numbers for them.

Note: Alfold: table totals include game(s) or a points adjustment not shown in the results list.

Sources: fulltime.thefa.com, footballwebpages.co.uk, dugoutdatahub.com

League games only · figures to Fri 27 Nov

PLATINUM PARTNER
PULSE WATER
WATER HYGIENE & TREATMENT SERVICES
Legionella risk assessments · water hygiene · softening & filtration
pulsewater.co.uk · helpdesk@pulsewater.co.uk · 01622 535103

STEP 7 · MILES ON THE ROAD

SCFL DIVISION TWO

TODAY'S AWAY DAYS

LONGEST DRIVE
43 miles
Bosham to Copthorne

SHORTEST DRIVE
12 miles
Storrington Community to ASC Brighton Rangers

AWAY MILES TODAY
180 miles
8 road trips, one way. 360 there and back

AVERAGE AWAY TRIP
23 miles
one way, by road

WHERE THEY ARE PLAYING

● home ground · ○ where the away side sets off · ▭ longest drive

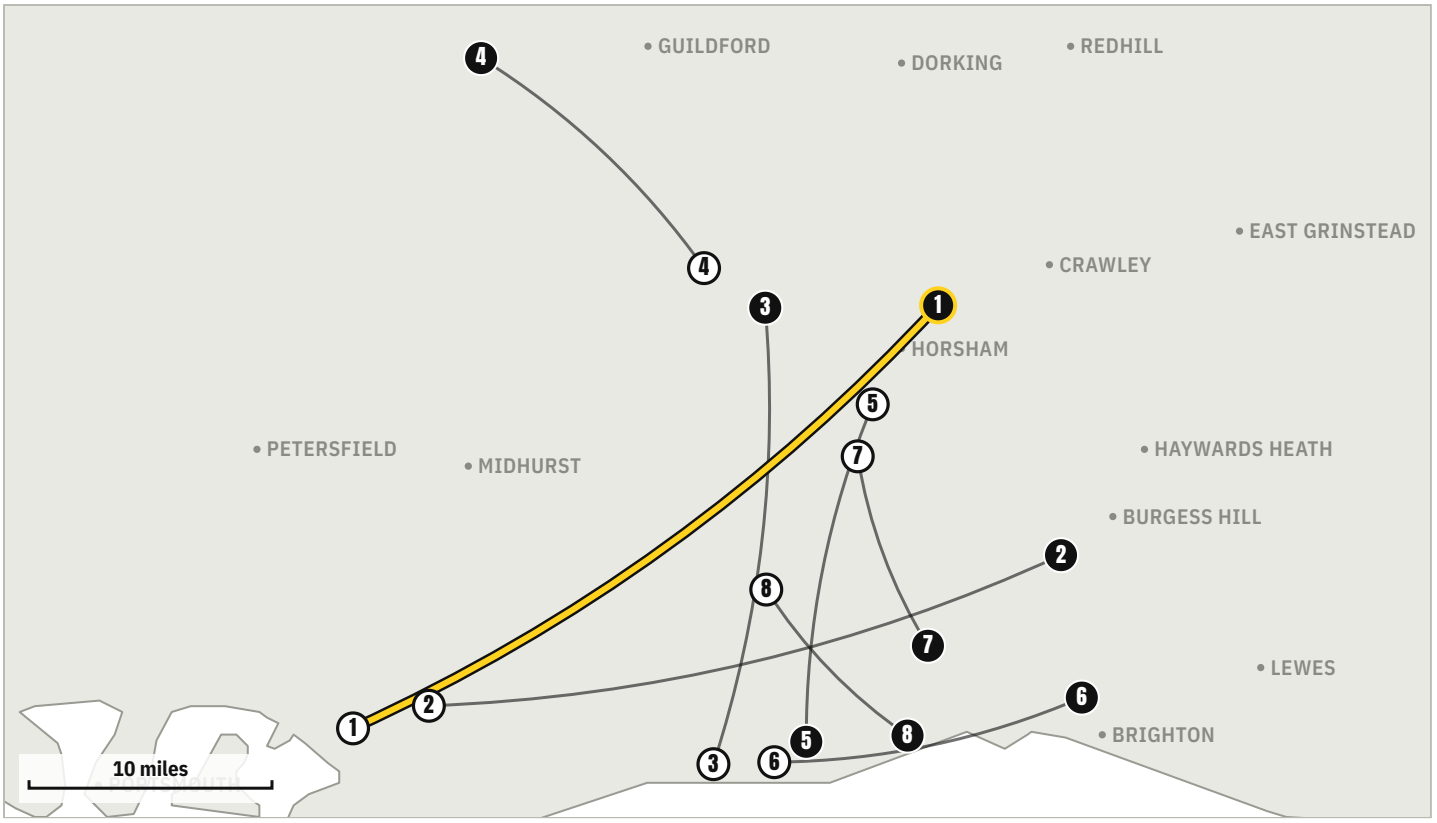

HOW FAR THEY DRIVE

Today's league games, plus Alfold's Surrey cup tie · miles by road, numbers match the map

#	HOME V AWAY (THE TRAVELLERS)	ONE WAY	RETURN
1	Copthorne v Bosham	43	85
2	Hurstpierpoint v Chichester City B	36	72
3	Rudgwick v Rustington	29	58
4	Tongham v Alfold SURREY INT. CUP	17	35
5	Worthing Town v Southwater	16	33
6	Brighton Electricity v Ferring	15	31
7	Upper Beeding v TD Shipley	12	25
8	ASC Brighton Rangers v Storrington Community	12	24

Driving distance, ground to ground, one way by the fastest road route. Round trip is there and back. A few smaller grounds are placed by street or village, so allow a mile or two. Roads and grounds: © OpenStreetMap contributors, routed with OSRM. Coastline: Natural Earth.

PLATINUM PARTNER
PULSE WATER
WATER HYGIENE & TREATMENT SERVICES
Legionella risk assessments · water hygiene · softening & filtration
pulsewater.co.uk · helpdesk@pulsewater.co.uk · 01622 535103

ADVERTISEMENT

SUPPORTING SUSSEX NON-LEAGUE FOOTBALL

Sussex Print & Design

PITCH SIDE ADVERTISING BOARDS

FREE DESIGN FOR ALL PITCH SIDE BOARDS



OTHER PRINT SERVICES

Business Cards

Signage

Match Day Programmes

Teamwear

Plus much more...

www.sussexprintdesign.co.uk

SCFL YOUTH SECTION · UNDER-23S

SCFL UNDER-23S

FA FULL-TIME, 27 NOV

U23 NORTH

10 teams

#	CLUB	P	W	D	L	GD	PTS
1	Broadbridge Heath	10	6	1	3	+11	19
2	Hassocks	9	6	1	2	+11	19
3	Haywards Heath Town	10	6	1	3	+9	19
4	Horley Town	11	5	3	3	+2	18
5	Lingfield	10	5	1	4	-3	16
6	Horsham YM	11	3	3	5	+7	12
7	Horsham Crusaders	10	3	2	5	-2	11
8	Oakwood	11	2	4	5	-9	10
9	Alfold	12	4	1	7	-19	10*
10	Loxwood	8	2	1	5	-7	7

U23 WEST

10 teams

#	CLUB	P	W	D	L	GD	PTS
1	East Preston	9	7	2	0	+29	23
2	Ferring	9	6	2	1	+26	20
3	Mile Oak	11	6	2	3	+8	20
4	Arundel	10	6	1	3	+17	19
5	Shoreham	9	5	2	2	+25	17
6	Worthing United	10	5	1	4	-6	16
7	Worthing Town	9	4	1	4	+2	13
8	Lancing	9	1	2	6	-17	5
9	Storrington Commun...	9	1	1	7	-28	4
10	Wick	11	0	0	11	-56	0

U23 EAST

9 teams

#	CLUB	P	W	D	L	GD	PTS
1	Newhaven	11	6	4	1	+18	22
2	Eastbourne United	9	7	0	2	+16	21
3	Peacehaven & Telsc...	10	5	2	3	+5	17
4	Bexhill United	8	4	2	2	+7	14
5	Guernsey	7	4	0	3	+3	12
6	Little Common	8	3	2	3	+2	11
7	Saltdean United	9	2	1	6	-10	7
8	Ringmer AFC	12	2	1	9	-36	7
9	Jarvis Brook	6	1	0	5	-5	3

RESULTS

last 7 days · 21 – 27 Nov

Mon 23	EAST	Newhaven	4-1	Eastbourne U...
Mon 23	EAST	Bexhill United	7-0	Ringmer AFC
Wed 25	WEST	Mile Oak	4-0	Lancing
Thu 26	WEST	Arundel	1-3	Worthing Uni...
Thu 26	WEST	Wick	2-6	Storrington C...
Thu 26	NORTH	Hassocks	3-2	Horsham Crus...
Thu 26	NORTH	Haywards He...	4-2	Oakwood
Thu 26	NORTH	Horley Town	4-3	Horsham YM

TOP SCORERS

U23 league goals · FA Full-Time

Oliver Hook	Ferring	WEST	15
Alexander Low	Horley Town	NORTH	13
Romano Roschini	Worthing Town	WEST	13
George Lewis	Hassocks	NORTH	12

FIXTURES

next 7 days · 27 Nov – 4 Dec

Fri 27 · 19:30	EAST	Guernsey	v	Saltdean United
Fri 27 · 20:00	NORTH	Lingfield	v	Alfold
Thu 3 · 19:45	WEST	Arundel	v	Shoreham
Thu 3 · 19:45	NORTH	Haywards He...	v	Alfold
Fri 4 · 19:45	WEST	Ferring	v	Lancing
Fri 27 · 19:30	WEST	Shoreham	v	Ferring
Wed 2 · 19:30	WEST	Mile Oak	v	Wick
Thu 3 · 19:45	NORTH	Hassocks	v	Horsham YM
Thu 3 · 19:45	NORTH	Loxwood	v	Horsham Crus...
Fri 4 · 19:45	WEST	Worthing Town	v	Storrington Co...

Sources: fulltime.thefa.com

* Alfold: points adjusted by the league

PLATINUM PARTNER

PULSE WATER
WATER HYGIENE & TREATMENT SERVICES

Legionella risk assessments · water hygiene · softening & filtration
pulsewater.co.uk · helpdesk@pulsewater.co.uk · 01622 535103

SCFL YOUTH SECTION · UNDER-18S

SCFL UNDER-18S: NORTH & WEST

FA FULL-TIME, 27 NOV

U18 NORTH

9 teams

#	CLUB	P	W	D	L	GD	PTS
1	Horsham	8	6	1	1	+30	19
2	Burgess Hill Town	6	6	0	0	+21	18
3	Steyning Town (White)	7	5	1	1	+26	16
4	Roffey	7	4	0	3	-1	12
5	Billingshurst	6	3	0	3	-6	9
6	Crawley Down Gatwi...	7	2	1	4	+6	7
7	Broadbridge Heath	6	2	0	4	-6	6
8	Loxwood	7	1	1	5	-14	4
9	Horsham Crusaders	8	0	0	8	-56	0

U18 WEST

9 teams

#	CLUB	P	W	D	L	GD	PTS
1	Bognor Regis Town	10	8	0	2	+17	24
2	Worthing	7	7	0	0	+17	21
3	Steyning Town Red	8	7	0	1	+15	21
4	Selsey	9	3	2	4	-2	11
5	Chichester City	8	3	1	4	+2	10
6	Worthing United	7	3	0	4	-2	9
7	Pagham	7	2	0	5	-11	6
8	Littlehampton Town	8	1	0	7	-20	3
9	Arundel	8	0	1	7	-16	1

RESULTS

last 7 days · 21 – 27 Nov

Sun 22	WEST	**Worthing**	1-0	Bognor Regis Town	
Sun 22	WEST	Arundel	0-5	**Steyning Town Red**	
Sun 22	WEST	**Chichester City**	4-1	Worthing United	
Sun 22	NORTH	**Crawley Down Gatwick**	7-0	Horsham Crusaders	
Sun 22	NORTH	**Horsham**	5-1	Roffey	

FIXTURES

next 7 days · 27 Nov – 4 Dec

Sun 29 · 10:00	WEST	**Arundel**	v	Littlehampton Town
Sun 29 · 10:00	WEST	**Worthing United**	v	Worthing
Sun 29 · 10:45	NORTH	**Steyning Town (White)**	v	Roffey
Sun 29 · 11:00	WEST	**Pagham**	v	Chichester City
Sun 29 · 11:00	NORTH	**Broadbridge Heath**	v	Billingshurst
Sun 29 · 11:00	NORTH	**Crawley Down Gatwick**	v	Burgess Hill Town
Sun 29 · 11:00	NORTH	**Horsham**	v	Loxwood

Burgess Hill Town U18 have won all six in the North, scoring 27. Worthing U18 have also won all six in the West, conceding just twice. Most U18 clubs are in the Youth Section Challenge Cup on Sunday: ties on the next page.

Sources: fulltime.thefa.com

W/O = walkover. Names shown without the U18 suffix

PLATINUM PARTNER PULSE WATER WATER HYGIENE & TREATMENT SERVICES
Legionella risk assessments · water hygiene · softening & filtration
pulsewater.co.uk · helpdesk@pulsewater.co.uk · 01622 535103

SCFL YOUTH SECTION · UNDER-18S

SCFL UNDER-18S: EAST & CENTRAL

FA FULL-TIME, 27 NOV

U18 EAST

10 teams

#	CLUB	P	W	D	L	GD	PTS
1	Eastbourne United	8	8	0	0	+31	24
2	Eastbourne Borough	8	5	1	2	+16	16
3	Jarvis Brook	8	5	0	3	-6	15
4	Hailsham Town	8	4	2	2	+10	14
5	Hastings United	7	4	1	2	+7	13
6	Newhaven	8	4	0	4	+4	12
7	AFC Uckfield Town	8	3	1	4	-4	10
8	Bexhill United	6	2	1	3	-1	7
9	Westfield	8	1	0	7	-28	3
10	Seaford Town	9	0	0	9	-29	0

U18 CENTRAL

10 teams

#	CLUB	P	W	D	L	GD	PTS
1	Hassocks	9	6	1	2	+31	19
2	Whitehawk	10	5	3	2	+9	18
3	Mile Oak	8	5	1	2	+8	16
4	Saltdean United	9	5	1	3	-4	16
5	Peacehaven & Telsc...	7	4	3	0	+15	15
6	Brighton Electricity	8	2	3	3	-4	9
7	Lancing	6	2	1	3	-4	7
8	AFC Varndeanians	7	1	3	3	-4	6
9	Shoreham	10	1	2	7	-22	5
10	ASC Brighton Rangers	8	1	0	7	-25	3

RESULTS

last 7 days · 21 – 27 Nov

Sun 22	EAST	**Jarvis Brook**	1-0	Westfield
Sun 22	EAST	**Eastbourne United**	4-0	AFC Uckfield Town
Sun 22	EAST	Hailsham Town	2-2	Bexhill United
Sun 22	EAST	Newhaven	1-2	**Eastbourne Borough**
Sun 22	EAST	Seaford Town	W/O	**Hastings United**
Sun 22	CENTRAL	Brighton Electricity	0-4	**Whitehawk**
Sun 22	CENTRAL	**Hassocks**	4-0	Mile Oak
Sun 22	CENTRAL	**Shoreham**	5-1	ASC Brighton Rangers
Sun 22	CENTRAL	**Peacehaven & Telscombe**	6-1	Lancing
Sun 22	CENTRAL	**Saltdean United**	6-4	AFC Varndeanians

FIXTURES

next 7 days · 27 Nov – 4 Dec

Sun 29 · 10:00	EAST	**Newhaven**	v	Bexhill United
Sun 29 · 10:00	CENTRAL	**Brighton Electricity**	v	ASC Brighton Rangers
Sun 29 · 10:00	CENTRAL	**Lancing**	v	Mile Oak
Sun 29 · 10:30	CENTRAL	**Whitehawk**	v	Saltdean United
Sun 29 · 11:00	EAST	**Eastbourne Borough**	v	AFC Uckfield Town
Sun 29 · 11:00	EAST	**Eastbourne United**	v	Hastings United
Sun 29 · 11:00	EAST	**Hailsham Town**	v	Jarvis Brook
Sun 29 · 11:00	EAST	**Seaford Town**	v	Westfield
Sun 29 · 11:00	CENTRAL	**Hassocks**	v	AFC Varndeanians
Sun 29 · 11:00	CENTRAL	**Shoreham**	v	Peacehaven & Telscombe

YOUTH SECTION CHALLENGE CUP

Sunday 29 Nov · 0 ties

Sources: fulltime.thefa.com

No U18 scorers are recorded on FA Full-Time

PLATINUM PARTNER

PULSE WATER
WATER HYGIENE & TREATMENT SERVICES

Legionella risk assessments · water hygiene · softening & filtration
pulsewater.co.uk · helpdesk@pulsewater.co.uk · 01622 535103

ADVERTISEMENT

SUPPORTING SUSSEX NON-LEAGUE FOOTBALL



PLATINUM PARTNER

PULSE WATER
WATER HYGIENE & TREATMENT SERVICES

Legionella risk assessments · water hygiene · softening & filtration
pulsewater.co.uk · helpdesk@pulsewater.co.uk · 01622 535103

GRAY HOOPER HOLT LLP MID SUSSEX FOOTBALL LEAGUE · TABLES (1/3)

MID SUSSEX LEAGUE

FA FULL-TIME, 27 NOV

PREMIER DIVISION

14 teams

#	CLUB	P	W	D	L	GD	PTS
1	Balcombe	12	9	0	3	+20	27
2	Cuckfield Rangers	11	8	2	1	+12	26
3	Frenches Athletic	14	6	5	3	+14	23
4	Crowhurst	11	7	1	3	+15	22
5	AFC Uckfield Town	13	6	3	4	+14	21
6	Reigate Priory II	12	5	4	3	+3	19
7	Holland Sports	12	6	0	6	-7	18
8	BN Dons Saturday	7	5	2	0	+18	17
9	EMC Academy Mens	11	4	2	5	+1	14
10	Lindfield First Team	12	3	0	9	-22	9
11	Rotherfield	8	2	2	4	-6	8
12	Cuckfield Town	13	2	2	9	-20	8
13	Hollington United	10	2	0	8	-17	6
14	Westfield II	10	1	1	8	-25	4

CHAMPIONSHIP

8 teams

#	CLUB	P	W	D	L	GD	PTS
1	Sovereign Saints	8	6	2	0	+25	20
2	A.S. Crawley Saturday	10	5	2	3	+13	17
3	Polegate Town	7	5	0	2	-5	15
4	Reigatians	9	4	2	3	0	14
5	Roffey Reserves	10	3	3	4	-8	12
6	Hailsham Town Reserves	10	3	2	5	-4	11
7	Forest Row Reserves	7	3	0	4	-10	9
8	AFC Uckfield Town Sec...	9	0	1	8	-11	1

DIVISION 1 NORTH

9 teams

#	CLUB	P	W	D	L	GD	PTS
1	Warlingham	9	7	1	1	+25	22
2	BoA FC	8	6	1	1	+24	19
3	Balcombe Reserves	8	5	1	2	+6	16
4	Oxted & District	8	3	2	3	-3	11
5	Wakehams Green	7	3	0	4	-4	9
6	Jarvis Brook Reserves	8	2	2	4	-8	8
7	Old Oxted Town	8	2	2	4	-8	8
8	Ashurst Wood	8	2	2	4	-13	8
9	Reigatians Reserves	8	0	1	7	-19	1

DIVISION 1 SOUTH

10 teams

#	CLUB	P	W	D	L	GD	PTS
1	Welcroft Park Rangers	7	5	1	1	+19	16
2	Ringmer AFC Second	7	4	3	0	+8	15
3	Newhaven Reserves	7	4	2	1	+10	14
4	AFC Varndeanians Rese...	9	4	2	3	+4	14
5	Preston Manor Royals	9	3	4	2	0	13
6	Seaford Town Reserves	8	4	0	4	-1	12
7	Ridgewood	7	2	3	2	+5	9
8	Barcombe	8	1	3	4	-17	6
9	Willingdon Athletic	9	1	2	6	-14	5
10	Rotherfield Reserves	7	0	2	5	-14	2

Sources: fulltime.thefa.com, midsussexfl.co.uk

Yellow tags = cup ties · tables as published on FA Full-Time · * points adjusted

PLATINUM PARTNER

PULSE WATER
WATER HYGIENE & TREATMENT SERVICES

Legionella risk assessments · water hygiene · softening & filtration
pulsewater.co.uk · helpdesk@pulsewater.co.uk · 01622 535103

GRAY HOOPER HOLT LLP MID SUSSEX FOOTBALL LEAGUE · TABLES (2/3)

MID SUSSEX LEAGUE

FA FULL-TIME, 27 NOV

DIVISION 2 NORTH

8 teams

#	CLUB	P	W	D	L	GD	PTS
1	Crawley & Maidenbowe...	5	4	1	0	+18	13
2	Gatwick Warriors	5	4	1	0	+15	13
3	Caterham FC	6	4	1	1	+11	13
4	Crawley United	7	2	1	4	-9	7
5	Reigate Priory A	6	1	3	2	-1	6
6	Ifield	5	2	0	3	-4	6
7	Frenches Athletic Reser...	6	1	2	3	-6	5
8	Lindfield Reserves	8	1	1	6	-24	4

DIVISION 2 SOUTH

10 teams

#	CLUB	P	W	D	L	GD	PTS
1	Cuckfield Rangers Rese...	6	5	1	0	+17	16
2	Nutley	6	4	2	0	+13	14
3	BN Dons Saturday Rese...	6	3	2	1	+7	11
4	Portslade Athletic	7	3	0	4	-10	9
5	Ringmer AFC Third	7	2	2	3	-3	8
6	Southwick	6	2	1	3	-6	7
7	Cuckfield Town Reserves	8	2	1	5	-7	7
8	Eastbourne Athletic	5	2	0	3	-2	6
9	Hurstpierpoint Reserves	7	1	3	3	-4	6
10	Buxted	4	0	2	2	-5	2

DIVISION 3 NORTH

10 teams

#	CLUB	P	W	D	L	GD	PTS
1	Horley A.F.C.	8	8	0	0	+31	24
2	Athletico Redhill	8	4	3	1	+7	15
3	Ansty FC	7	4	2	1	+8	14
4	EMC Academy Mens Re...	6	4	1	1	+22	13
5	Copthorne A	7	4	0	3	+12	12
6	Ifield Albion	6	3	1	2	+11	10
7	BoA FC Reserves	8	2	2	4	-5	8
8	Holland Sports Reserves	8	0	4	4	-13	4
9	Reigatians III	9	1	1	7	-36	4
10	A.S. Crawley Reserves	9	0	2	7	-37	2

DIVISION 3 SOUTH

10 teams

#	CLUB	P	W	D	L	GD	PTS
1	East Sussex Warriors	9	7	1	1	+25	22
2	Burwash	8	5	1	2	+6	16
3	Cuckfield Rangers Deve...	6	4	0	2	+7	12
4	Sovereign Saints Reser...	6	4	0	2	0	12
5	Lancing Athletic FC	5	3	1	1	+8	10
6	Newick	8	3	0	5	-8	9
7	Montpelier Villa	5	2	0	3	+3	6
8	Polegate Town Reserves	8	2	0	6	-14	6
9	Keymer & Hassocks	7	1	1	5	-9	4
10	Ansty FC II	6	1	0	5	-18	3

DIVISION 4 NORTH

9 teams

#	CLUB	P	W	D	L	GD	PTS
1	FC Railway	9	8	1	0	+42	25
2	Forest Row III	9	6	1	2	+13	19
3	Forgewood	6	6	0	0	+25	18
4	Ifield Reserves	8	5	0	3	0	15
5	East Grinstead Harriers	7	4	1	2	+14	13
6	Reigate Priory B	7	2	1	4	-9	7
7	Oxted & District Reserves	8	2	0	6	-13	6
8	Royal Earlswood 1sts	8	1	0	7	-18	3
9	Reigatians IV	10	0	0	10	-54	0

DIVISION 4 SOUTH

11 teams

#	CLUB	P	W	D	L	GD	PTS
1	Welcroft Park Rangers ...	8	5	1	2	+14	16
2	Poets Corner	7	5	1	1	+4	16
3	Hartfield	6	4	2	0	+11	14
4	Ditchling	7	4	1	2	+10	13
5	Plumpton Athletic	6	4	1	1	+5	13
6	Ringmer AFC IV	6	4	0	2	+6	12
7	AFC Varndeanians III	7	2	2	3	-4	8
8	Scaynes Hill	7	2	1	4	-4	7
9	The View Saturday	6	2	0	4	-10	6
10	Maresfield Village	9	1	2	6	-11	5
11	Marle Place Wanderers	9	0	1	8	-21	1

Sources: fulltime.thefa.com, midsussexfl.co.uk

Yellow tags = cup ties · tables as published on FA Full-Time · * points adjusted

PLATINUM PARTNER

PULSE WATER
WATER HYGIENE & TREATMENT SERVICES

Legionella risk assessments · water hygiene · softening & filtration
pulsewater.co.uk · helpdesk@pulsewater.co.uk · 01622 535103

GRAY HOOPER HOLT LLP MID SUSSEX FOOTBALL LEAGUE · TABLES (3/3)

MID SUSSEX LEAGUE

FA FULL-TIME, 27 NOV

DIVISION 5 CENTRAL

10 teams

#	CLUB	P	W	D	L	GD	PTS
1	Crawley United Reserves	10	8	0	2	+33	24
2	Limitless Youth Men	6	6	0	0	+19	18
3	Hurstpierpoint III	8	5	1	2	+9	16
4	Lindfield Developement	7	4	2	1	+5	14
5	Ashurst Wood Reserves	7	4	0	3	+10	12
6	Cuckfield Town III	8	4	0	4	+3	12
7	Ifield Albion Reserves	8	3	1	4	+3	10
8	Maresfield Village Rese...	9	2	0	7	-31	6
9	Crawley Phoenix	9	1	1	7	-32	4
10	Bolnore	8	0	1	7	-19	1

DIVISION 5 NORTH

10 teams

#	CLUB	P	W	D	L	GD	PTS
1	Lingfield Reserves	8	7	1	0	+39	22
2	Horley A.F.C. Reserves	8	5	0	3	+1	15
3	Reigate Priory C	7	4	2	1	+27	14
4	Caterham FC Reserves	7	4	0	3	+16	12
5	Gatwick Warriors Reser...	6	3	1	2	+14	10
6	Warlingham Reserves	6	3	0	3	+2	9
7	Furngate FC	7	1	2	4	-4	5
8	Oxted & District U23	4	1	0	3	-25	3
9	Royal Earlswood Reser...	6	1	0	5	-28	3
10	Reigatians V	5	0	0	5	-42	0

DIVISION 5 SOUTH

9 teams

#	CLUB	P	W	D	L	GD	PTS
1	Keymer & Hassocks Res...	10	5	5	0	+23	20
2	Barcombe Reserves	7	6	1	0	+18	19
3	Willingdon Athletic Res...	6	3	1	2	+5	10
4	Hurstpierpoint IV	8	3	1	4	+1	10
5	Marle Place Wanderers ...	7	3	1	3	-3	10
6	Welcroft Park Rangers III	8	3	1	4	-16	10
7	Eastbourne Albion FC	7	2	1	4	-15	7
8	Sompting FC Reserves	8	1	1	6	-6	4
9	Lindfield III	5	1	0	4	-7	3

Sources: fulltime.thefa.com, midsussexfl.co.uk

Yellow tags = cup ties · tables as published on FA Full-Time · * points adjusted

PLATINUM PARTNER

PULSE WATER
WATER HYGIENE & TREATMENT SERVICES

Legionella risk assessments · water hygiene · softening & filtration
pulsewater.co.uk · helpdesk@pulsewater.co.uk · 01622 535103

GRAY HOOPER HOLT LLP MID SUSSEX FOOTBALL LEAGUE · RESULTS, FIXTURES & SCORERS

MID SUSSEX LEAGUE

FA FULL-TIME, 27 NOV

RESULTS

last 7 days · 21 – 27 Nov · league and cup

Sat 21	Brian Hall	**Gatwick Warri...**	6-3	Sompting FC Re...	
Sat 21	Champ	A.S. Crawley Sa...	3-3	Roffey Reserves	
Sat 21	Champ	**Reigatians**	1-0	Forest Row Res...	
Sat 21	Champ	**Sovereign Saints**	4-0	AFC Uckfield To...	
Sat 21	Div 1 North	Reigatians Rese...	3-5	**Balcombe Res...**	
Sat 21	Div 1 North	**Ashurst Wood**	3-2	Old Oxted Town	
Sat 21	Div 1 North	Jarvis Brook Re...	2-6	**Warlingham**	
Sat 21	Div 1 North	**Oxted & District**	4-2	Wakehams Green	
Sat 21	Div 1 South	AFC Varndeania...	1-3	**Ringmer AFC S...**	
Sat 21	Div 1 South	Preston Manor ...	1-1	Barcombe	
Sat 21	Div 1 South	**Willingdon Ath...**	2-0	Rotherfield Res...	
Sat 21	Div 2 North	Ifield	3-4	**Reigate Priory A**	
Sat 21	Div 2 North	Lindfield Reserv...	0-3	**Caterham FC**	
Sat 21	Div 2 South	Hurstpierpoint ...	3-3	Nutley	
Sat 21	Div 2 South	**Portslade Athl...**	5-0	Cuckfield Town ...	
Sat 21	Div 3 North	**Reigatians III**	5-1	A.S. Crawley Re...	
Sat 21	Div 3 North	BoA FC Reserves	3-5	**EMC Academy ...**	
Sat 21	Div 3 North	Copthorne A	2-3	**Ansty FC**	
Sat 21	Div 3 North	**Horley A.F.C.**	4-1	Holland Sports ...	
Sat 21	Div 3 North	Ifield Albion	1-2	**Athletico Redhill**	
Sat 21	Div 3 South	**Montpelier Villa**	5-1	Polegate Town ...	
Sat 21	Div 3 South	**Burwash**	4-3	Newick	
Sat 21	Div 3 South	**Cuckfield Rang...**	4-1	Lancing Athletic...	
Sat 21	Div 4 North	**East Grinstead ...**	6-1	Reigate Priory B	
Sat 21	Div 4 North	**FC Railway**	11-0	Reigatians IV	
Sat 21	Div 4 North	**Forest Row III**	3-1	Ifield Reserves	
Sat 21	Div 4 North	**Forgewood**	6-0	Royal Earlswoo...	
Sat 21	Div 4 South	**Ditchling**	9-0	Marle Place Wa...	
Sat 21	Div 4 South	**Hartfield**	7-2	Maresfield Village	
Sat 21	Div 4 South	The View Satur...	0-5	**Welcroft Park ...**	
Sat 21	Div 5 Central	**Lindfield Devel...**	5-2	Cuckfield Town ...	
Sat 21	Div 5 Central	Crawley Phoenix	3-3	Bolnore	
Sat 21	Div 5 Central	Ifield Albion Re...	1-4	**Crawley Unite...**	
Sat 21	Div 5 Central	Maresfield Villa...	0-1	**Hurstpierpoint ...**	
Sat 21	Div 5 North	**Caterham FC R...**	11-0	Royal Earlswoo...	
Sat 21	Div 5 North	**Lingfield Reser...**	1-0	Furngate FC	
Sat 21	Div 5 North	**Warlingham R...**	6-0	Horley A.F.C. Re...	
Sat 21	Div 5 South	**Eastbourne Al...**	6-3	Lindfield III	
Sat 21	Div 5 South	Hurstpierpoint IV	2-3	**Willingdon Ath...**	
Sat 21	Div 5 South	Marle Place Wa...	2-2	Barcombe Rese...	
Sat 21	Div 5 South	Welcroft Park R...	3-3	Keymer & Hass...	
Sat 21	Jnr Charity	**Crawley & Mai...**	3-1	BN Dons Saturd...	
Sat 21	Snr Charity	**Rotherfield**	6-1	Newhaven Rese...	
Sat 21	Montgomery	Polegate Town	1-1	Hailsham Town ...	
Sat 21	Parsons Cup	Poets Corner	2-2	Oxted & District...	
Sat 21	Prem	AFC Uckfield To...	0-1	**Frenches Athle...**	
Sat 21	Prem	Cuckfield Town	3-6	**Crowhurst**	
Sat 21	Prem	Holland Sports	1-4	**Balcombe**	
Sat 21	Prem	Lindfield First T...	1-2	**EMC Academy ...**	
Sat 21	Prem	Reigate Priory II	2-3	**Cuckfield Rang...**	
Sat 21	Somerville	Crawley United	1-5	**Gatwick Warri...**	
Sat 21	Stratford	Eastbourne Athl...	1-1	East Sussex Wa...	
Sat 21	Stratford	Keymer & Hass...	1-3	**Cuckfield Rang...**	
Sat 21	Surrey FA S	Worcester Park ...	1-5	**BoA FC**	
Sat 21	Surrey FA S	**Chiddingfold R...**	8-0	Oxted & District...	
Sat 21	Sussex Juni	Limitless Youth ...	1-3	**Goring by Sea ...**	
Sat 21	Tester Cup	**Plumpton Athl...**	3-1	Ringmer AFC IV	

FIXTURES

next 7 days · 28 Nov – 4 Dec · league and cup

Sat 28 13:00	Div 1 South	**Ringmer AFC ...**	v	Seaford Town ...
Sat 28 13:00	Div 3 North	**Athletico Red...**	v	Reigatians III
Sat 28 13:30	Div 2 South	**BN Dons Satu...**	v	Portslade Athl...
Sat 28 13:30	Surrey FA S	**Farleigh Rovers**	v	Frenches Athl...
Sat 28 13:30	Surrey FA S	**Surrey Casuals**	v	Holland Sports
Sat 28 13:30	Surrey FA S	**Trenham**	v	Reigate Priory II
Sat 28 14:00	Brian Hall	**Ifield Albion ...**	v	Lingfield Rese...
Sat 28 14:00	Brian Hall	**Lindfield Dev...**	v	Oxted & Distri...
Sat 28 14:00	Champ	**AFC Uckfield ...**	v	Forest Row Re...
Sat 28 14:00	Champ	**Sovereign Sai...**	v	Hailsham Tow...
Sat 28 14:00	Div 1 North	**BoA FC**	v	Warlingham
Sat 28 14:00	Div 1 North	**Old Oxted Town**	v	Jarvis Brook R...

Sources: fulltime.thefa.com, midsussexfl.co.uk

Yellow tags = cup ties · tables as published on FA Full-Time · * points adjusted

PLATINUM PARTNER

PULSE WATER
WATER HYGIENE & TREATMENT SERVICES

Legionella risk assessments · water hygiene · softening & filtration
pulsewater.co.uk · helpdesk@pulsewater.co.uk · 01622 535103

GRAY HOOPER HOLT LLP MID SUSSEX FOOTBALL LEAGUE · RESULTS, FIXTURES & SCORERS

MID SUSSEX LEAGUE

FA FULL-TIME, 27 NOV

FIXTURES (CONT.)

next 7 days · 28 Nov – 4 Dec · league and cup

Sat 28 14:00	Div 1 North	Oxted & District	v	Ashurst Wood
Sat 28 14:00	Div 1 North	Reigatians Re...	v	Wakehams Gr...
Sat 28 14:00	Div 1 South	Barcombe	v	Rotherfield Re...
Sat 28 14:00	Div 1 South	Preston Mano...	v	Ridgewood
Sat 28 14:00	Div 2 North	Frenches Athl...	v	Lindfield Rese...
Sat 28 14:00	Div 2 North	Ifield	v	Crawley United
Sat 28 14:00	Div 2 North	Reigate Prior...	v	Crawley & Mai...
Sat 28 14:00	Div 2 South	Nutley	v	Cuckfield Tow...
Sat 28 14:00	Div 2 South	Southwick	v	Eastbourne At...
Sat 28 14:00	Div 3 North	A.S. Crawley ...	v	Horley A.F.C.
Sat 28 14:00	Div 3 North	Ansty FC	v	BoA FC Reserv...
Sat 28 14:00	Div 3 North	EMC Academ...	v	Copthorne A
Sat 28 14:00	Div 3 South	Burwash	v	Sovereign Sain...
Sat 28 14:00	Div 3 South	Cuckfield Ran...	v	Newick
Sat 28 14:00	Div 3 South	East Sussex ...	v	Montpelier Villa
Sat 28 14:00	Div 3 South	Polegate Tow...	v	Ansty FC II
Sat 28 14:00	Div 4 North	East Grinstea...	v	Reigatians IV
Sat 28 14:00	Div 4 North	FC Railway	v	Ifield Reserves
Sat 28 14:00	Div 4 North	Forest Row III	v	Forgewood
Sat 28 14:00	Div 4 North	Royal Earlswo...	v	Oxted & Distri...
Sat 28 14:00	Div 4 South	Hartfield	v	AFC Varndeani...
Sat 28 14:00	Div 4 South	Maresfield Vil...	v	Ditchling
Sat 28 14:00	Div 4 South	Plumpton Ath...	v	Scaynes Hill
Sat 28 14:00	Div 4 South	Poets Corner	v	Welcroft Park ...
Sat 28 14:00	Div 5 Central	Ashurst Wood...	v	Crawley Phoe...
Sat 28 14:00	Div 5 Central	Bolnore	v	Hurstpierpoint...
Sat 28 14:00	Div 5 Central	Crawley Unite...	v	Limitless Yout...
Sat 28 14:00	Div 5 North	Furngate FC	v	Warlingham R...
Sat 28 14:00	Div 5 North	Gatwick Warr...	v	Reigatians V
Sat 28 14:00	Div 5 North	Horley A.F.C. ...	v	Caterham FC ...
Sat 28 14:00	Div 5 South	Hurstpierpoin...	v	Barcombe Res...
Sat 28 14:00	Div 5 South	Keymer & Ha...	v	Lindfield III
Sat 28 14:00	Div 5 South	Marle Place ...	v	Eastbourne Al...
Sat 28 14:00	Div 5 South	Welcroft Park...	v	Sompting FC R...
Sat 28 14:00	Montgomery	Roffey Reserv...	v	AFC Uckfield T...
Sat 28 14:00	Prem	Cuckfield Ran...	v	BN Dons Satur...
Sat 28 14:00	Prem	Cuckfield Town	v	Lindfield First ...
Sat 28 14:00	Prem	Rotherfield	v	Hollington Uni...
Sat 28 14:00	Prem	Westfield II	v	Balcombe
Sat 28 14:00	Somerville	Welcroft Park...	v	Balcombe Res...
Sat 28 14:00	Somerville	Caterham FC	v	Willingdon Ath...
Sat 28 14:00	Stratford	Ifield Albion	v	Gatwick Warri...
Sat 28 14:15	Champ	Reigatians	v	Polegate Town
Sat 28 14:15	Div 5 North	Reigate Prior...	v	Royal Earlswo...
Sat 28 14:30	Div 1 South	AFC Varndea...	v	Newhaven Re...
Sat 28 14:30	Div 3 South	Lancing Athle...	v	Keymer & Has...
Sat 28 15:30	Div 4 South	Ringmer AFC IV	v	Marle Place W...

Sources: fulltime.thefa.com, midsussexfl.co.uk

Yellow tags = cup ties · tables as published on FA Full-Time · * points adjusted

PLATINUM PARTNER

PULSE WATER
WATER HYGIENE & TREATMENT SERVICES

Legionella risk assessments · water hygiene · softening & filtration
pulsewater.co.uk · helpdesk@pulsewater.co.uk · 01622 535103

GRAY HOOPER HOLT LLP MID SUSSEX FOOTBALL LEAGUE · RESULTS, FIXTURES & SCORERS

MID SUSSEX LEAGUE

FA FULL-TIME, 27 NOV

TOP SCORERS

league goals, by division · FA Full-Time, as recorded by clubs

PREMIER

Alex Pollard Balcombe		16
Harley Damario BN Dons Sa...		9
Elliott Adjei Reigate Priory II		8
Ben Hermitage EMC Acade...		8
Ramzi Lewis Holland Sports		7

CHAMPIONSHIP

Darren Helsdown A.S. Crawl...		8
Jermaine Neathey A.S. Cra...		8
Jay Kendall Sovereign Saints		6
Liam Ruz Roffey Reserves		5
Tim moyo Polegate Town		5

DIVISION 1 NORTH

Rudy Talboys BoA FC		12
Callum Hart Warlingham		9
Harry Pearson BoA FC		9
Kieran Gilson Balcombe Res...		6
Harry Bryant Ashurst Wood		5

DIVISION 1 SOUTH

Robert Jones Seaford Town ...		7
Aaron Stimson Ridgewood		6
Oliver Barton-Hague AFC V...		5
Travis Parks Welcroft Park R...		5
Jack Hammond Welcroft Pa...		4

DIVISION 2 NORTH

Adama Gaye Gatwick Warrio...		8
Louie Fensom-Gobel Crawle...		6
Connor Smith Caterham FC		6
Abdul Bah Gatwick Warriors		5
Jamie Anear Caterham FC		4

DIVISION 2 SOUTH

Adam Barber BN Dons Satur...		7
Ben Leppard Nutley		7
John Boddy Portslade Athletic		6
Tyler Watson Ringmer AFC ...		6
Zakary Jeavons Cuckfield R...		5

DIVISION 3 NORTH

Alex Chaplin EMC Academy ...		12
Jason Donoghue EMC Acad...		10
Michael Busbridge Ifield Al...		8
Henry Dean Horley A.F.C.		7
Adnan Abbas Athletico Red...		6

DIVISION 3 SOUTH

William Blaydon Burwash		9
Reece Davey East Sussex W...		8
Jamie Bundy East Sussex W...		6
Elliot Murray Lancing Athleti...		6
Toby Wiles Cuckfield Ranger...		6

DIVISION 4 NORTH

Thomas Curl FC Railway		18
Morgan Fletcher Forest Row...		10
David Lockey East Grinstead...		10
Jamie Taylor Forgewood		10
George Smith Forgewood		6

DIVISION 4 SOUTH

Theo Egeler Ditchling		11
Ben uher Hartfield		9
Lee Sellens Ringmer AFC IV		7
Aaron Bowley AFC Varndea...		6
Harry Gutsell Welcroft Park ...		6

DIVISION 5 CENTRAL

Tim Brisley Crawley United ...		8
Johnny Gairdner Lindfield D...		6
Matthew Leese Crawley Unit...		6
Sam Duncan Hurstpierpoint ...		5
Isaac Gambrill Cuckfield To...		5

DIVISION 5 NORTH

Jamie Gallon Lingfield Rese...		11
Charlie Everall Lingfield Res...		10
Stevie Bailey Gatwick Warri...		9
Joseph Hammond Reigate P...		7
Freddie Vernon Lingfield Re...		7

DIVISION 5 SOUTH

Lawson Setford Keymer & H...		8
George Horne Keymer & Has...		6
Luke Martin Barcombe Rese...		6
Freddie Larkins Keymer & H...		6
Harry Austin Barcombe Res...		5

Sources: fulltime.thefa.com, midsussexfl.co.uk

Yellow tags = cup ties · tables as published on FA Full-Time · * points adjusted

PLATINUM PARTNER

PULSE WATER
WATER HYGIENE & TREATMENT SERVICES

Legionella risk assessments · water hygiene · softening & filtration
pulsewater.co.uk · helpdesk@pulsewater.co.uk · 01622 535103

PREMIER TO DIVISION 3 · COUNTY · MILES ON THE ROAD

MID SUSSEX LEAGUE

TODAY'S AWAY DAYS

LONGEST DRIVE
54 miles
Polegate Town to Reigatians

SHORTEST DRIVE
2.2 miles
Crawley United to Ifield

AWAY MILES TODAY
517 miles
28 road trips, one way. 1,034 there and back

AVERAGE AWAY TRIP
18 miles
one way, by road

WHERE THEY ARE PLAYING

● home ground · ○ where the away side sets off · ▬ longest drive

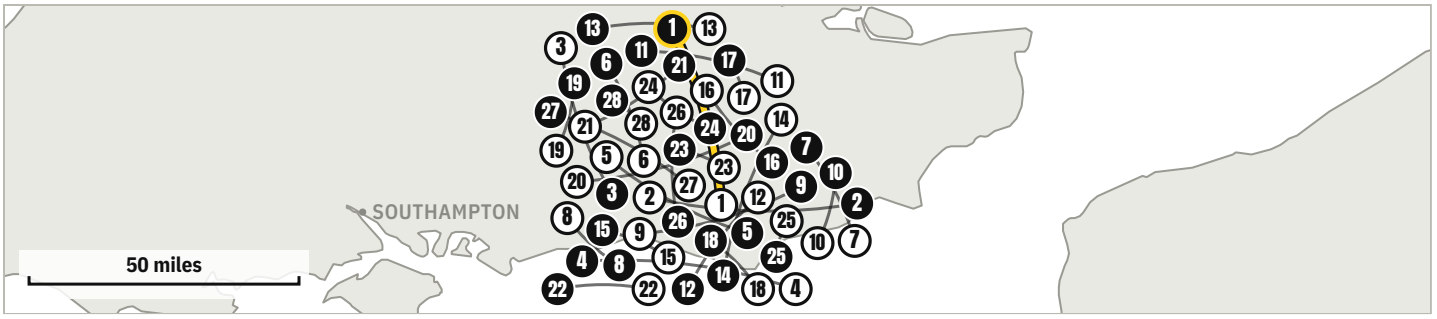

HOW FAR THEY DRIVE

Today's games, top divisions · miles by road, numbers match the map

#	HOME V AWAY (THE TRAVELLERS)		ONE WAY	RETURN
1	Reigatians v Polegate Town	CHAMP	54	107
2	Westfield II v Balcombe	PREM	40	80
3	Anstv FC v BoA FC Reserves	DIV 3 N	38	77
4	Southwick v Eastbourne Athletic	DIV 2 S	30	59
5	Polegate Town Reserves v Anstv FC II	DIV 3 S	26	52
6	Frenches Athletic Reserves v Lindfield Reserves	DIV 2 N	26	51
7	Rotherfield v Hollington United	PREM	25	50
8	Cuckfield Rangers v BN Dons Saturdav	PREM	23	46
9	East Sussex Warriors v Montpelier Villa	DIV 3 S	22	44
10	Burwash v Sovereign Saints Reserves	DIV 3 S	21	42
11	Old Oxted Town v Jarvis Brook Reserves	DIV 1 N	21	42
12	Preston Manor Royals v Ridgewood	DIV 1 S	20	40
13	BoA FC v Warlingham	DIV 1 N	19	38
14	Barcombe v Rotherfield Reserves	DIV 1 S	19	37
15	AFC Varndeanians Reserves v Newhaven Reserves	DIV 1 S	18	36
16	AFC Uckfield Town Second v Forest Row Reserves	CHAMP	14	28
17	Oxted & District v Ashurst Wood	DIV 1 N	14	28
18	Ringmer AFC Second v Seaford Town Reserves	DIV 1 S	13	26
19	Reigate Priory A v Crawley & Maidenbower Panthers	DIV 2 N	13	25
20	Nutley v Cuckfield Town Reserves	DIV 2 S	12	25
21	Reigatians Reserves v Wakehams Green	DIV 1 N	9.6	19
22	BN Dons Saturdav Reserves v Portslade Athletic	DIV 2 S	9.0	18
23	Cuckfield Rangers Development v Newick	DIV 3 S	9.0	18
24	Athletico Redhill v Reigatians III	DIV 3 N	5.6	11
25	Sovereign Saints v Hailsham Town Reserves	CHAMP	5.5	11
26	Cuckfield Town v Lindfield	PREM	4.5	9.0
27	A.S. Crawley Reserves v Horley A.F.C.	DIV 3 N	3.9	7.7
28	Ifield v Crawley United	DIV 2 N	2.2	4.5

Driving distance, ground to ground, one way by the fastest road route. Round trip is there and back. Venue location not published on FA Full-Time, so not mapped and not in the totals: EMC Academy Mens Reserves v Copthorne A. County venues are taken from FA Full-Time fixture pages; each away side sets off from its own home venue. A few smaller grounds are placed by street or village, so allow a mile or two. Roads and grounds: © OpenStreetMap contributors, routed with OSRM. Coastline: Natural Earth.

PLATINUM PARTNER
PULSE WATER
WATER HYGIENE & TREATMENT SERVICES
Legionella risk assessments · water hygiene · softening & filtration
pulsewater.co.uk · helpdesk@pulsewater.co.uk · 01622 535103

DIVISIONS 3-5 AND CUPS · COUNTY · MILES ON THE ROAD

MID SUSSEX LEAGUE

TODAY'S AWAY DAYS

LONGEST DRIVE
44 miles
Willingdon Athletic to Caterham FC

SHORTEST DRIVE
0.0 mile
Limitless Youth Men to Crawley United Reserves

AWAY MILES TODAY
456 miles
28 road trips, one way. 912 there and back

AVERAGE AWAY TRIP
16 miles
one way, by road

WHERE THEY ARE PLAYING

● home ground · ○ where the away side sets off · ▬ longest drive

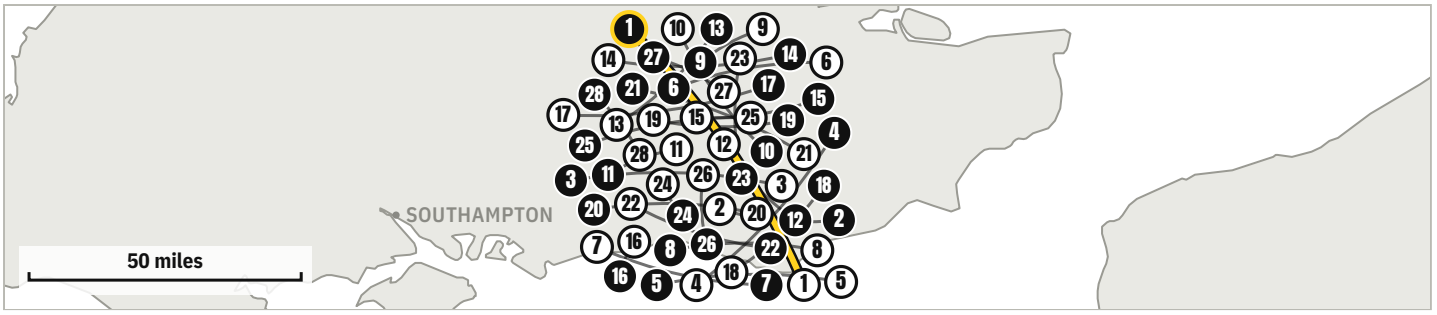

HOW FAR THEY DRIVE

Today's games, lower divisions and cups · miles by road, numbers match the map

#	HOME V AWAY (THE TRAVELLERS)		ONE WAY	RETURN
1	Caterham FC v Willingdon Athletic	SOMERVILLE CUP	44	88
2	Welcroft Park Rangers v Balcombe Reserves	SOMERVILLE CUP	34	67
3	Roffey Reserves v AFC Uckfield Town	MONTGOMERY CUP	30	61
4	Hartfield v AFC Varndeanians III	DIV 4 S	27	55
5	Marle Place Res v Eastbourne Albion FC	DIV 5 S	27	54
6	Lindfield Developement v Oxted & District U23	BRIAN HALL	26	53
7	Welcroft Park Rangers III v Sompting FC Reserves	DIV 5 S	25	50
8	Poets Corner v Welcroft Park Rangers Reserves	DIV 4 S	23	47
9	Furngate FC v Warlingham Reserves	DIV 5 N	20	40
10	Horley A.F.C. Reserves v Caterham FC Reserves	DIV 5 N	19	38
11	Roval Earlswood 1sts v Oxted & District Reserves	DIV 4 N	18	36
12	Ringmer AFC IV v Marle Place Wanderers	DIV 4 S	16	31
13	Farleigh Rovers v Frenches Athletic	SURREY CUP	15	30
14	East Grinstead Harriers v Reigatians IV	DIV 4 N	15	29
15	FC Railway v Ifield Reserves	DIV 4 N	14	29
16	Lancing Athletic FC v Kevmer & Hassocks	DIV 3 S	13	27
17	Forest Row III v Forgewood	DIV 4 N	12	25
18	Maresfield Village v Ditchling	DIV 4 S	12	25
19	Ashurst Wood Reserves v Crawley Phoenix	DIV 5 C	11	22
20	Hurstpierpoint IV v Barcombe Reserves	DIV 5 S	10	20
21	Ifield Albion Reserves v Lingfield Reserves	BRIAN HALL	10	20
22	Bolnore v Hurstpierpoint III	DIV 5 C	7.8	16
23	Gatwick Warriors Reserves v Reigatians V	DIV 5 N	7.5	15
24	Kevmer & Hassocks Reserves v Lindfield III	DIV 5 S	6.4	13
25	Ifield Albion v Gatwick Warriors	STRATFORD CUP	5.7	11
26	Plumpton Athletic v Scavnes Hill	DIV 4 S	5.5	11
27	Reigate Priory C v Roval Earlswood Reserves	DIV 5 N	2.0	4.0
28	Crawley United Reserves v Limitless Youth Men	DIV 5 C	0.0	0.0

Driving distance, ground to ground, one way by the fastest road route. Round trip is there and back. Venue location not published on FA Full-Time, so not mapped and not in the totals: Surrey Casuals v Holland Sports; Trenham v Reigate Priory II. County venues are taken from FA Full-Time fixture pages; each away side sets off from its own home venue. A few smaller grounds are placed by street or village, so allow a mile or two. Roads and grounds: © OpenStreetMap contributors, routed with OSRM. Coastline: Natural Earth.

PLATINUM PARTNER
PULSE WATER
WATER HYGIENE & TREATMENT SERVICES
Legionella risk assessments · water hygiene · softening & filtration
pulsewater.co.uk · helpdesk@pulsewater.co.uk · 01622 535103

ADVERTISEMENT

SUPPORTING SUSSEX NON-LEAGUE FOOTBALL



PLATINUM PARTNER

PULSE WATER
WATER HYGIENE & TREATMENT SERVICES

Legionella risk assessments · water hygiene · softening & filtration
pulsewater.co.uk · helpdesk@pulsewater.co.uk · 01622 535103

PREMIER DIVISION

WEST SUSSEX LEAGUE

FA FULL-TIME, 27 NOV

#	CLUB	P	W	D	L	GF	GA	GD	PTS	FORM
1	Delunited	8	7	0	1	30	12	+18	21	W L W W W
2	Slinfold	8	5	1	2	25	19	+6	16	W W D L W
3	Billingshurst Reserves	8	5	0	3	18	15	+3	15	L W W L W
4	Wittering United	7	4	1	2	23	12	+11	13	W L W W D
5	Watersfield	6	4	0	2	21	11	+10	12	W W L W W
6	TD Shipley Reserves	8	3	1	4	17	23	-6	10	L W W W L
7	Horsham Crusaders	9	3	1	5	16	25	-9	10	W L L D L
8	Stedham United	8	3	0	5	17	18	-1	9	W L L W L
9	Capel	9	2	0	7	17	35	-18	6	L L L L W
10	Selsey Reserves	7	0	0	7	5	25	-20	0	L L L L L

TODAY'S FIXTURES

3 Premier games, 2pm

14:00	Billingshurst Reserves	Horsham Crusaders
14:00	TD Shipley Reserves	Slinfold
14:00	Wittering United	Stedham United

TOP SCORERS

Goals this season

Lewis Craddock	Delunited	8
Reece Dancaster	Billingshurst Reserves	8
Tyler Symonds	Slinfold	8
Mario Merola	TD Shipley Reserves	7
Tom Foxon	Delunited	6
Abou JBrill	Horsham Crusaders	6

HOT OR NOT

points from the last five league games

▲ HOT

Delunited 1st	W L W W W	12 pts
Watersfield 5th	W W L W W	12 pts
Slinfold 2nd	W W D L W	10 pts

▼ NOT

Selsey Reserves 10th	L L L L L	0 pts
Capel 9th	L L L L W	3 pts
Horsham Crusaders 7th	W L L D L	4 pts

Sources: fulltime.thefa.com

Form: last five league games, latest on the right

PLATINUM PARTNER

PULSE WATER
WATER HYGIENE & TREATMENT SERVICES

Legionella risk assessments · water hygiene · softening & filtration
pulsewater.co.uk · helpdesk@pulsewater.co.uk · 01622 535103

WEST SUSSEX FOOTBALL LEAGUE · TABLES

WEST SUSSEX LEAGUE

FA FULL-TIME, 27 NOV

DIVISION 1 NORTH

8 teams

#	CLUB	P	W	D	L	GD	PTS
1	Holbrook Olympic	9	7	0	2	+22	21
2	Ashington Rovers	7	6	0	1	+25	18
3	Cowfold	9	4	1	4	+3	13
4	Wisborough Green	6	3	1	2	+2	10
5	Southwater Royals	6	3	0	3	-1	9
6	Southwater Reserves	5	3	0	2	-5	9
7	Ashurst United	7	2	0	5	-3	6
8	Horsham Crusaders Re...	9	0	0	9	-43	0

DIVISION 1 SOUTH

10 teams

#	CLUB	P	W	D	L	GD	PTS
1	Goring by Sea Cricket	9	7	0	2	+29	21
2	Newtown Villa	9	6	2	1	+6	20
3	Midhurst & Easebourne ...	6	4	1	1	+19	13
4	Hunston Community Club	5	4	0	1	+12	12
5	Petworth	9	3	2	4	+1	11
6	Rustington Reserves	6	3	1	2	+5	10
7	East Preston Reserves	7	2	3	2	-5	9
8	Flansham Park Rangers	7	2	0	5	-12	6
9	Loxwood Reserves	7	1	1	5	-16	4
10	Wittering United Reserv...	9	0	0	9	-39	0

DIVISION 2 NORTH

10 teams

#	CLUB	P	W	D	L	GD	PTS
1	Henfield	9	8	0	1	+29	24
2	West Chiltington	9	6	2	1	+10	20
3	Ewhurst	8	4	1	3	+2	13
4	Upper Beeding Reserves	9	3	3	3	0	12
5	Horsham Crusaders Town	7	3	1	3	0	10
6	Horsham Trinity	9	3	1	5	-9	10
7	Brockham	10	2	3	5	-6	9
8	Loxwood Development	6	2	1	3	0	7
9	Slinfold Reserves	7	2	1	4	-7	7
10	Southwater Royals Res...	8	1	1	6	-19	4

DIVISION 2 SOUTH

9 teams

#	CLUB	P	W	D	L	GD	PTS
1	Chichester Athletic	7	5	1	1	+14	16
2	Bognor Rovers	6	5	0	1	+30	15
3	Lavant	5	4	1	0	+10	13
4	Worthing Town Reserves	6	3	0	3	-5	9
5	Fittleworth	5	2	2	1	+3	8
6	Hunston Community Cl...	5	2	2	1	+2	8
7	Milland	9	2	2	5	-16	8
8	East Dean	7	1	2	4	-9	5
9	Yapton	8	0	0	8	-29	0

DIVISION 3 NORTH

10 teams

#	CLUB	P	W	D	L	GD	PTS
1	TD Shipley Thirds	9	8	0	1	+16	24
2	Capel Reserves	8	7	0	1	+19	21
3	Holbrook Olympic Rese...	7	6	0	1	+18	18
4	Horsham Trinity 1882	9	5	1	3	+8	16
5	Pulborough	9	4	2	3	+8	14
6	Watersfield Reserves	6	3	0	3	0	9
7	Barns Green	10	2	1	7	-18	7
8	Cowfold Reserves	8	2	0	6	-4	6
9	Southwater Thirds	6	2	0	4	-8	6
10	Horsham Crusaders Ath...	10	0	0	10	-39	0

DIVISION 3 SOUTH

10 teams

#	CLUB	P	W	D	L	GD	PTS
1	Yapton Reserves	7	5	1	1	+12	16
2	Bosham Reserves	7	5	1	1	+10	16
3	Petworth Reserves	6	5	0	1	+18	15
4	Bracklesham Bay	8	4	3	1	+17	15
5	Fittleworth Reserves	9	3	1	5	-7	10
6	Sussex Rangers	8	3	1	4	-9	10
7	Hunston Community Cl...	7	2	2	3	-2	8
8	Stedham United Reserves	7	2	1	4	+1	7
9	Optimus	4	1	0	3	+2	3
10	Beaumont Park	7	0	0	7	-42	0

Sources: fulltime.thefa.com, wsfl.co.uk

Yellow tags = cup ties · tables as published on FA Full-Time · * points adjusted

PLATINUM PARTNER

PULSE WATER
WATER HYGIENE & TREATMENT SERVICES

Legionella risk assessments · water hygiene · softening & filtration
pulsewater.co.uk · helpdesk@pulsewater.co.uk · 01622 535103

WEST SUSSEX FOOTBALL LEAGUE · RESULTS, FIXTURES & SCORERS

WEST SUSSEX LEAGUE

FA FULL-TIME, 27 NOV

RESULTS

last 7 days · 21 – 27 Nov · league and cup

Sat 21	Centenary	Southwater Res...	1-1	Slinfold
Sat 21	Centenary	Wisborough Gre...	0-1	**Hunston Com...**
Sat 21	Centenary	Flansham Park ...	2-7	**Midhurst & Eas...**
Sat 21	Div 1 North	**Ashington Rov...**	W/O	Cowfold
Sat 21	Div 1 North	**Holbrook Olym...**	9-0	Horsham Crusa...
Sat 21	Div 1 South	**Newtown Villa**	4-2	Rustington Res...
Sat 21	Div 1 South	**Petworth**	6-0	Wittering Unite...
Sat 21	Div 2 North	Loxwood Devel...	1-5	**Horsham Trinity**
Sat 21	Div 2 South	East Dean	2-5	**Bognor Rovers**
Sat 21	Div 2 South	**Milland**	3-1	Yapton
Sat 21	Div 3 North	**Horsham Trinit...**	6-0	Horsham Crusa...
Sat 21	Div 3 South	**Bracklesham B...**	2-0	Beaumont Park
Sat 21	Div 3 South	**Fittleworth Re...**	3-2	Optimus
Sat 21	Div 3 South	Stedham United...	0-2	**Bosham Reser...**
Sat 21	Div 3 South	Yapton Reserves	3-3	Hunston Comm...
Sat 21	Prem	**Capel**	5-0	Selsey Reserves
Sat 21	Prem	**Delunited**	5-1	Stedham United
Sat 21	Prem	Horsham Crusa...	1-2	**Billingshurst R...**
Sat 21	Sussex Juni	Limitless Youth ...	1-3	**Goring by Sea ...**
Sat 21	Kopp Cup	**Henfield**	W/O	Barns Green
Sat 21	Kopp Cup	Slinfold Reserves	2-5	**Horsham Crus...**
Sat 21	Kopp Cup	TD Shipley Thirds	1-4	**Ewhurst**
Sat 21	Kopp Cup	West Chiltington	W/O	**Upper Beeding...**
Sat 21	Kopp Cup	Cowfold Reserves	2-2	Holbrook Olym...
Sat 21	Kopp Cup	Watersfield Res...	1-1	Pulborough

FIXTURES

next 7 days · 28 Nov – 4 Dec · league and cup

Sat 28 14:00	Chi Charity	**Ewhurst**	v	West Chiltington
Sat 28 14:00	Div 1 North	**Ashurst United**	v	Holbrook Oly...
Sat 28 14:00	Div 1 North	**Southwater R...**	v	Horsham Crus...
Sat 28 14:00	Div 1 South	**Hunston Com...**	v	Petworth
Sat 28 14:00	Div 1 South	**Loxwood Res...**	v	Wittering Unit...
Sat 28 14:00	Div 1 South	**Midhurst & Ea...**	v	Rustington Re...
Sat 28 14:00	Div 2 North	**Horsham Cru...**	v	Upper Beedin...
Sat 28 14:00	Div 2 North	**Horsham Trini...**	v	Henfield
Sat 28 14:00	Div 2 North	**Slinfold Reser...**	v	Southwater Ro...
Sat 28 14:00	Div 2 South	**Chichester At...**	v	Bognor Rovers
Sat 28 14:00	Div 2 South	**East Dean**	v	Worthing Tow...
Sat 28 14:00	Div 2 South	**Fittleworth**	v	Milland
Sat 28 14:00	Div 2 South	**Yapton**	v	Hunston Com...
Sat 28 14:00	D3 Charity	**Petworth Res...**	v	Capel Reserves
Sat 28 14:00	Div 3 North	**Barns Green**	v	Horsham Crus...
Sat 28 14:00	Div 3 North	**Holbrook Oly...**	v	Southwater Th...
Sat 28 14:00	Div 3 North	**Pulborough**	v	Watersfield Re...
Sat 28 14:00	Div 3 North	**TD Shipley Th...**	v	Horsham Trini...
Sat 28 14:00	Div 3 South	**Beaumont Park**	v	Bosham Reser...
Sat 28 14:00	Div 3 South	**Optimus**	v	Hunston Com...
Sat 28 14:00	Div 3 South	**Stedham Unit...**	v	Fittleworth Re...
Sat 28 14:00	Div 3 South	**Sussex Rangers**	v	Yapton Reserv...
Sat 28 14:00	Simmonds	**Ashington Ro...**	v	Delunited
Sat 28 14:00	Simmonds	**Watersfield**	v	Capel
Sat 28 14:00	Simmonds	**Flansham Par...**	v	Wisborough G...
Sat 28 14:00	Simmonds	**Southwater R...**	v	Newtown Villa
Sat 28 14:00	Simmonds	**East Preston ...**	v	Goring by Sea ...
Sat 28 14:00	Prem	**Billingshurst ...**	v	Horsham Crus...
Sat 28 14:00	Prem	**TD Shipley Re...**	v	Slinfold
Sat 28 14:00	Prem	**Wittering Unit...**	v	Stedham United
Sat 28 14:00	Kopp Cup	**Brockham**	v	Loxwood Deve...

Sources: fulltime.thefa.com, wsfl.co.uk

Yellow tags = cup ties · tables as published on FA Full-Time · * points adjusted

PLATINUM PARTNER

PULSE WATER
WATER HYGIENE & TREATMENT SERVICES

Legionella risk assessments · water hygiene · softening & filtration
pulsewater.co.uk · helpdesk@pulsewater.co.uk · 01622 535103

WEST SUSSEX FOOTBALL LEAGUE · RESULTS, FIXTURES & SCORERS

WEST SUSSEX LEAGUE

FA FULL-TIME, 27 NOV

TOP SCORERS

league goals, by division · FA Full-Time, as recorded by clubs

DIVISION 1 NORTH

Patrick O'Sullivan Holbrook ...		19
Thomas Charlwood Ashingt...		11
Marley Manville Ashington ...		8
Joseph Bovan Southwater R...		7
Nigel Smith Cowfold		7

DIVISION 1 SOUTH

Ben Rubano Goring by Sea C...		13
Connor Pomeroy Goring by ...		11
Jacob Pippen Goring by Sea...		8
Andrew O'Driscoll East Pres...		6
Curtis Oliver Midhurst & Eas...		6

DIVISION 2 NORTH

Marley Heath Henfield		12
Zack Sanderson West Chilti...		6
George Gomez Ewhurst		5
Toby House Loxwood Develo...		5
Liam Matthews Loxwood De...		5

DIVISION 2 SOUTH

Bradley Nixon Bognor Rovers		8
Dylan Webb Chichester Athl...		8
George Rose Bognor Rovers		6
Jacob Carroll Bognor Rovers		5
Bradley Ledger Worthing To...		5

DIVISION 3 NORTH

Louis Keane Cowfold Reserv...		14
Jack Norman Capel Reserves		12
Alfie Jones Horsham Trinity ...		11
Sam Simpson Holbrook Oly...		9
Adam Lamport Pulborough		8

DIVISION 3 SOUTH

Abdi Samed Sussex Rangers		7
Callum Hodgson Optimus		6
Peter Blanks Bracklesham B...		5
Conor Crabb Bosham Reser...		5
Josh Dean Yapton Reserves		5

Sources: fulltime.thefa.com, wsfl.co.uk

Yellow tags = cup ties · tables as published on FA Full-Time · * points adjusted

PLATINUM PARTNER

PULSE WATER
WATER HYGIENE & TREATMENT SERVICES

Legionella risk assessments · water hygiene · softening & filtration
pulsewater.co.uk · helpdesk@pulsewater.co.uk · 01622 535103

PREMIER TO DIVISION 3 · COUNTY · MILES ON THE ROAD

WEST SUSSEX LEAGUE

TODAY'S AWAY DAYS

LONGEST DRIVE
28 miles
Wittering United Reserves to Loxwood Reserves

SHORTEST DRIVE
4.3 miles
Horsham Crusaders Athletic to Barns Green

AWAY MILES TODAY
216 miles
16 road trips, one way. 432 there and back

AVERAGE AWAY TRIP
14 miles
one way, by road

WHERE THEY ARE PLAYING

● home ground · ○ where the away side sets off · ▬ longest drive

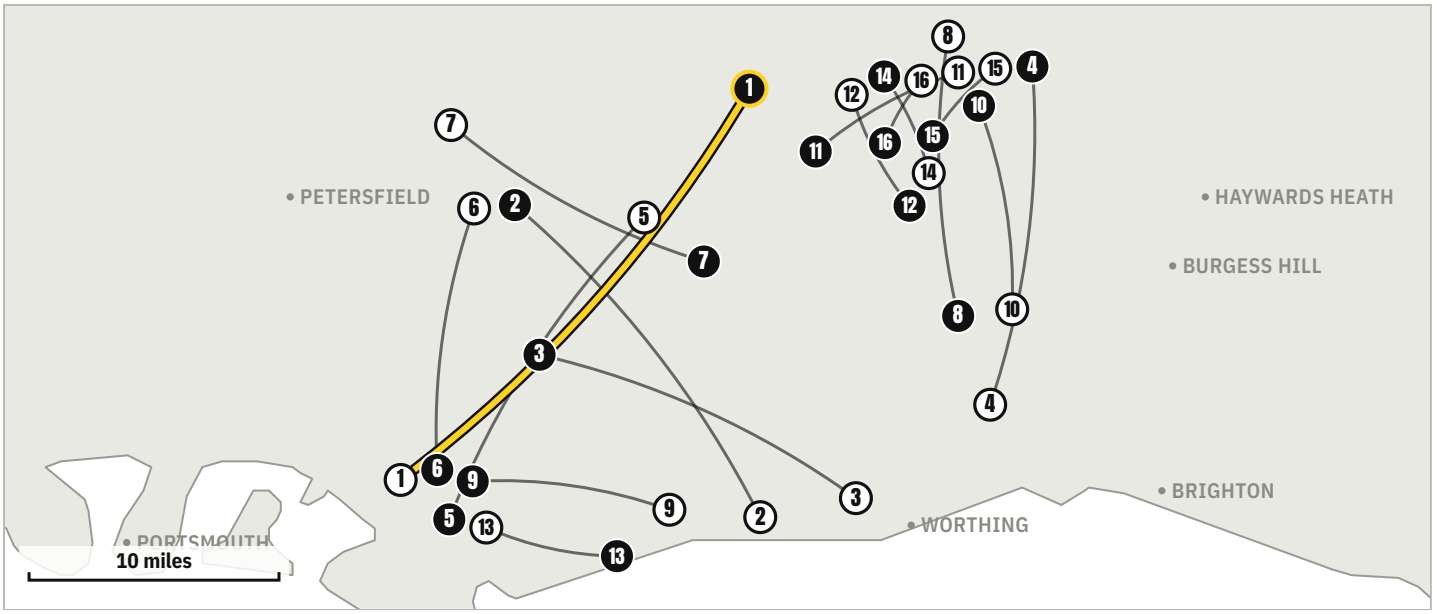

HOW FAR THEY DRIVE

Today's league games, top divisions · miles by road, numbers match the map

#	HOME V AWAY (THE TRAVELLERS)		ONE WAY	RETURN
1	Loxwood Reserves v Wittering United Reserves	DIV 1 S	28	56
2	Midhurst & Easebourne Com... v Rustington Reserv...	DIV 1 S	22	44
3	East Dean v Worthing Town Reserves	DIV 2 S	20	41
4	Horsham Crusaders Town v Upper Beeding Reserves	DIV 2 N	18	37
5	Hunston Community Club v Petworth	DIV 1 S	16	32
6	Wittering United v Stedham United	PREM	15	29
7	Fittleworth v Milland	DIV 2 S	15	29
8	Ashurst United v Holbrook Olympic	DIV 1 N	14	28
9	Chichester Athletic v Bognor Rovers	DIV 2 S	13	25
10	Horsham Trinity v Henfield	DIV 2 N	11	23
11	Billingshurst Reserves v Horsham Crusaders	PREM	10	20
12	TD Shipley Reserves v Slinfold	PREM	9.6	19
13	Yapton v Hunston Community Club Reserves	DIV 2 S	9.5	19
14	Slinfold Reserves v Southwater Royals Reserves	DIV 2 N	5.8	12
15	Southwater Royals v Horsham Crusaders Reserves	DIV 1 N	5.1	10
16	Barns Green v Horsham Crusaders Athletic	DIV 3 N	4.3	8.7

Driving distance, ground to ground, one way by the fastest road route. Round trip is there and back. County venues are taken from FA Full-Time fixture pages; each away side sets off from its own home venue. A few smaller grounds are placed by street or village, so allow a mile or two. Roads and grounds: © OpenStreetMap contributors, routed with OSRM. Coastline: Natural Earth.

PLATINUM PARTNER
PULSE WATER
WATER HYGIENE & TREATMENT SERVICES
Legionella risk assessments · water hygiene · softening & filtration
pulsewater.co.uk · helpdesk@pulsewater.co.uk · 01622 535103

DIVISION 3 AND CUPS · COUNTY · MILES ON THE ROAD

WEST SUSSEX LEAGUE

TODAY'S AWAY DAYS

LONGEST DRIVE
21 miles
Capel Reserves to Petworth Reserves

SHORTEST DRIVE
0.0 mile
Yapton Reserves to Sussex Rangers

AWAY MILES TODAY
162 miles
14 road trips, one way. 324 there and back

AVERAGE AWAY TRIP
11 miles
one way, by road

WHERE THEY ARE PLAYING

● home ground · ○ where the away side sets off · ▭ longest drive

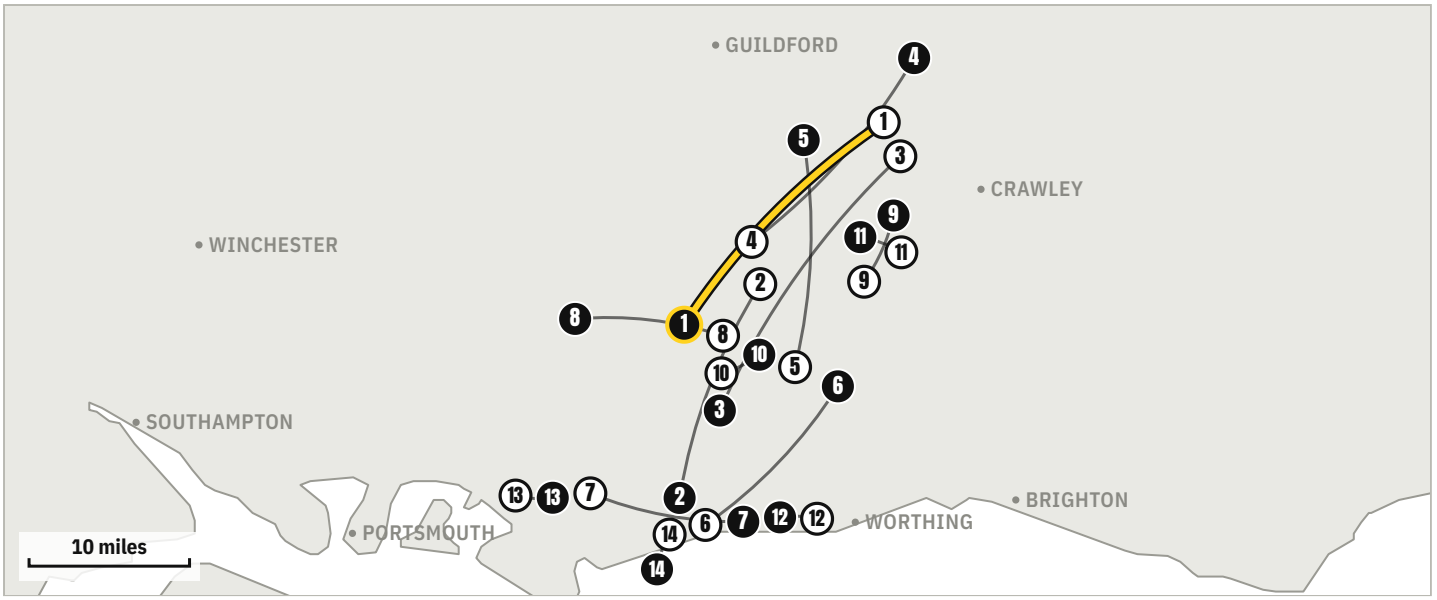

HOW FAR THEY DRIVE

Today's Division 3 and cup games · miles by road, numbers match the map

#	HOME V AWAY (THE TRAVELLERS)		ONE WAY	RETURN
1	Petworth Reserves v Capel Reserves	DIV 3 CUP	21	42
2	Flansham Park Ran... v Wisborough Gr...	SIMMONDS CUP	21	41
3	Watersfield v Capel	SIMMONDS CUP	21	41
4	Brockham v Loxwood Development	TONY KOPP CUP	21	41
5	Ewhurst v West Chiltington	CHI CHARITY CUP	18	37
6	Ashington Rovers v Delunited	SIMMONDS CUP	16	32
7	Optimus v Hunston Community Club Thirds	DIV 3 S	14	28
8	Stedham United Reserves v Fittleworth Reserves	DIV 3 S	12	23
9	Holbrook Olympic Reserves v Southwater Thirds	DIV 3 N	5.0	9.9
10	Pulborough v Watersfield Reserves	DIV 3 N	3.7	7.4
11	TD Shipley Thirds v Horsham Trinity 1882	DIV 3 N	3.3	6.6
12	East Preston Rese... v Goring by Sea Cri...	SIMMONDS CUP	3.2	6.5
13	Beaumont Park v Bosham Reserves	DIV 3 S	2.7	5.5
14	Sussex Rangers v Yapton Reserves	DIV 3 S	0.0	0.0

Driving distance, ground to ground, one way by the fastest road route. Round trip is there and back. Venue location not published on FA Full-Time, so not mapped and not in the totals: Southwater Reserves v Newtown Villa. County venues are taken from FA Full-Time fixture pages; each away side sets off from its own home venue. A few smaller grounds are placed by street or village, so allow a mile or two. Roads and grounds: © OpenStreetMap contributors, routed with OSRM. Coastline: Natural Earth.

PLATINUM PARTNER
PULSE WATER
WATER HYGIENE & TREATMENT SERVICES
Legionella risk assessments · water hygiene · softening & filtration
pulsewater.co.uk · helpdesk@pulsewater.co.uk · 01622 535103

DIVISION 1

BRIGHTON & WORTHING

FA FULL-TIME, 27 NOV

#	CLUB	P	W	D	L	GF	GA	GD	PTS	FORM
1	TMG First	7	6	1	0	47	6	+41	19	W D W W W
2	Rottingdean Village First	5	4	0	1	22	9	+13	12	W W W W L
3	Sompting First	6	3	1	2	20	14	+6	10	W D L W W
4	Lectern First	6	2	2	2	17	18	-1	8	L D D L W
5	Boys Brigade Old Boys First	6	2	1	3	24	30	-6	7	D W L W L
6	Diversity United First	7	1	1	5	12	37	-25	4	L W D L L
7	Montpelier Villa AFC Montpelier Vill...	7	1	0	6	12	40	-28	3	L L L L L

TODAY'S FIXTURES

3 league games

14:00	Boys Brigade Old Boys First v TMG First
14:00	Rottingdean Village First v Sompting First
15:00	Montpelier Villa AFC Montpelie... v Diversity Unite...

TOP SCORERS

Goals this season

Bradley Hunt TMG First	16
Bradley Gaffon Boys Brigade Old Boys First	10
Carl Leonard Rottingdean Village First	9
Barney Boutwood TMG First	8
Giovanni Morgan Boys Brigade Old Boys First	5
Noah Amoo Sompting First	4

HOT OR NOT

points from the last five league games

▲ HOT

TMG First 1st	W D W W W	13 pts
Rottingdean Village First 2nd	W W W W L	12 pts
Sompting First 3rd	W D L W W	10 pts

▼ NOT

Montpelier Villa AFC Montpelier ...	L L L L L	0 pts
Diversity United First 6th	L W D L L	4 pts
Lectern First 4th	L D D L W	5 pts

Sources: fulltime.thefa.com

Form: last five league games, latest on the right

PLATINUM PARTNER

PULSE WATER
WATER HYGIENE & TREATMENT SERVICES

Legionella risk assessments · water hygiene · softening & filtration
pulsewater.co.uk · helpdesk@pulsewater.co.uk · 01622 535103

DIVISION ONE · COUNTY · MILES ON THE ROAD

BRIGHTON, WORTHING & DISTRICT

TODAY'S AWAY DAYS

LONGEST DRIVE
21 miles
TMG to Boys Brigade Old Boys

SHORTEST DRIVE
4.0 miles
Diversity United to Montpelier Villa II

AWAY MILES TODAY
42 miles
3 road trips, one way. 84 there and back

AVERAGE AWAY TRIP
14 miles
one way, by road

WHERE THEY ARE PLAYING

● home ground · ○ where the away side sets off · ▭ longest drive

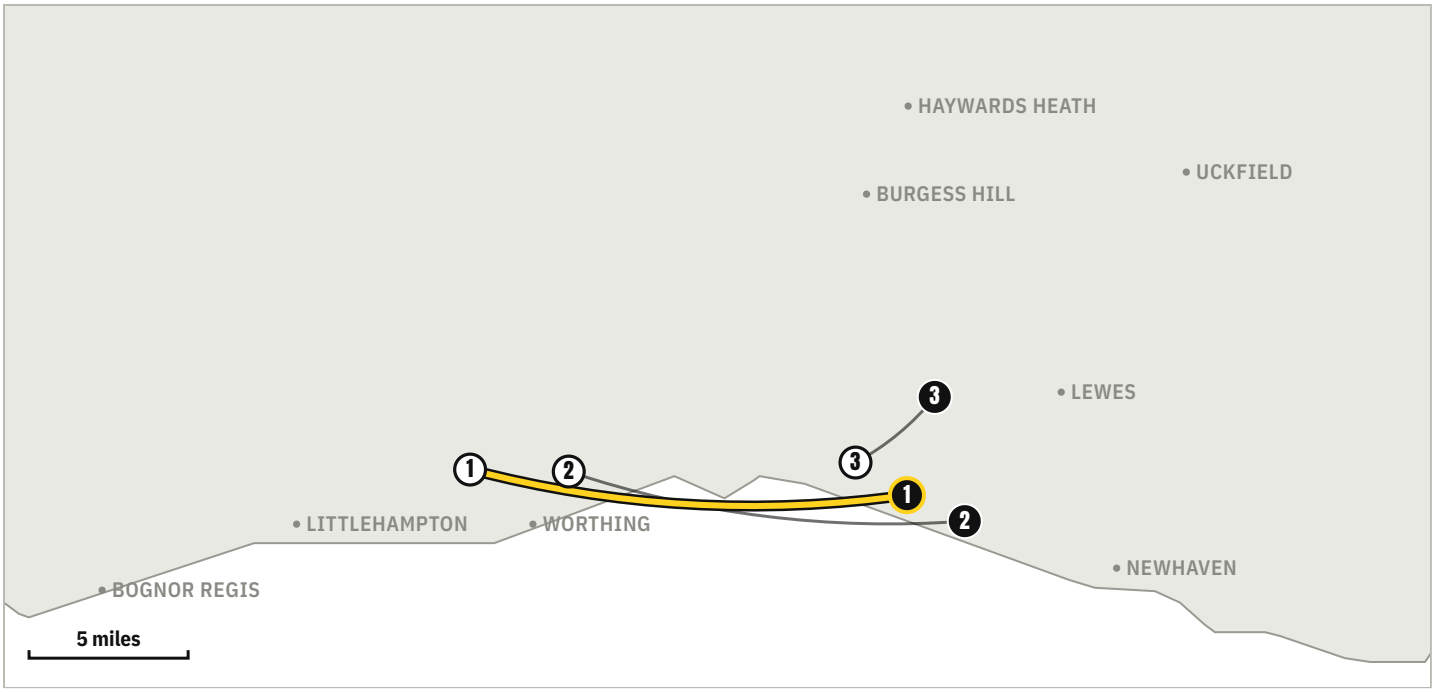

HOW FAR THEY DRIVE

Today's league games · miles by road, numbers match the map

#	HOME V AWAY (THE TRAVELLERS)	ONE WAY	RETURN
1	Boys Brigade Old Boys v TMG DIV 1	21	42
2	Rottingdean Village v Sompting DIV 1	17	34
3	Montpelier Villa II v Diversity United DIV 1	4.0	8.0

Driving distance, ground to ground, one way by the fastest road route. Round trip is there and back. County venues are taken from FA Full-Time fixture pages; each away side sets off from its own home venue. A few smaller grounds are placed by street or village, so allow a mile or two. Roads and grounds: © OpenStreetMap contributors, routed with OSRM. Coastline: Natural Earth.

PLATINUM PARTNER
PULSE WATER
WATER HYGIENE & TREATMENT SERVICES
Legionella risk assessments · water hygiene · softening & filtration
pulsewater.co.uk · helpdesk@pulsewater.co.uk · 01622 535103

ADVERTISEMENT

SUPPORTING SUSSEX NON-LEAGUE FOOTBALL



PLATINUM PARTNER

PULSE WATER
WATER HYGIENE & TREATMENT SERVICES

Legionella risk assessments · water hygiene · softening & filtration
pulsewater.co.uk · helpdesk@pulsewater.co.uk · 01622 535103

SUSSEX SUNDAY FOOTBALL LEAGUE

DUGOUT DIARIES PREMIER DIVISION

SUSSEX SUNDAY PREMIER

FA FULL-TIME, 27 NOV

#	CLUB	P	W	D	L	GF	GA	GD	PTS	FORM
1	Heathfield & Horam First	6	6	0	0	19	6	+13	18	W W W W W
2	BN Dons First	6	4	0	2	26	9	+17	12	W L W L W
3	Peacehaven Athletic First	6	4	0	2	15	7	+8	12	L L W W W
4	A.S. Crawley Sunday	5	4	0	1	9	4	+5	12	W L W W
5	Hove First	7	3	1	3	17	17	0	10	W L L L W
6	Patcham Ultras	7	1	1	5	10	28	-18	4	W L D L L
7	Hove Park Lions First	9	0	0	9	10	35	-25	0	L L L L L

SUNDAY'S GAMES

Sun 29 Nov

Sun 09:45	Hove Park Lions First	v Patcham Ultras
Sun 10:00	Hove First	v Heathfield & Horam First
Sun 18:00	BN Dons First	v Peacehaven Athletic First

TOP SCORERS

Goals this season

Jesse Burbidge	BN Dons First	7
Lewis Chapman	Heathfield & Horam First	7
Dieron Munorrah	A.S. Crawley Sunday First	6
Harley Damario	BN Dons First	5
George Lewis	Patcham Ultras	5
Oliver Dench	Hove First	4

HOT OR NOT

points from the last five league games

▲ HOT

Heathfield & Horam First 1st	W W W W W	15	pts
BN Dons First 2nd	W L W L W	9	pts
Peacehaven Athletic First 3rd	L L W W W	9	pts

▼ NOT

Hove Park Lions First 7th	L L L L L	0	pts
Patcham Ultras 6th	W L D L L	4	pts
Hove First 5th	W L L L W	6	pts

Sources: fulltime.thefa.com

Form: last five league games, latest on the right

PLATINUM PARTNER

PULSE WATER
WATER HYGIENE & TREATMENT SERVICES

Legionella risk assessments · water hygiene · softening & filtration
pulsewater.co.uk · helpdesk@pulsewater.co.uk · 01622 535103

SUSSEX SUNDAY FOOTBALL LEAGUE

SUSSEX SUNDAY FOOTBALL LEAGUE · INTERMEDIATE TO DIVISION 6 · TABLES (1/2)

SUSSEX SUNDAY LEAGUE

FA FULL-TIME, 27 NOV

INTERMEDIATE

9 teams

#	CLUB	P	W	D	L	GD	PTS
1	Pachanga FC	9	7	1	1	+32	22
2	AFC Goring	9	5	3	1	+9	18
3	Ferring Sunday	10	5	2	3	0	17
4	Seahaven	8	4	2	2	+8	14
5	B Town	8	4	2	2	0	14
6	BN Dons Reserves	9	3	2	4	+1	11
7	Real Hampden Park	9	2	1	6	-21	7
8	Yohah United	8	1	2	5	-9	5
9	AFC Stanley Old Boys	8	0	1	7	-20	1

DIVISION 1

10 teams

#	CLUB	P	W	D	L	GD	PTS
1	AFC Headhunters	8	8	0	0	+34	24
2	Hove Park Wednesday	9	5	2	2	+7	17
3	East Grinstead Meads	8	5	0	3	+8	15
4	Eastbourne Wanderers	7	4	0	3	+8	12
5	Horsham Crusaders	7	4	0	3	+1	12
6	Heathfield & Horam Re...	7	3	2	2	-5	11
7	Lancing Town/United S...	7	2	2	3	-5	8
8	Hampden Arms	6	2	0	4	-8	6
9	Crawley Cosmos	8	2	0	6	-16	6
10	Charlwood Village	9	0	0	9	-24	0

DIVISION 2

8 teams

#	CLUB	P	W	D	L	GD	PTS
1	Copthorne Sunday Firsts	6	5	1	0	+16	16
2	Valley Rovers Old Boys	5	5	0	0	+25	15
3	Hove Lawns	7	4	1	2	+3	13
4	The Caxton Arms	6	3	0	3	-3	9
5	El Toro	4	2	1	1	0	7
6	AFC Manor	7	2	0	5	-14	6
7	Slindon	7	1	1	5	-12	4
8	Crew Club Hawks Athle...	6	0	0	6	-15	0

DIVISION 3

10 teams

#	CLUB	P	W	D	L	GD	PTS
1	Valley Rovers Old Boys ...	10	7	1	2	+25	22
2	AFC Patcham	9	6	3	0	+21	21
3	Peacehaven Athletic Re...	8	6	1	1	+9	19
4	Men United East Sussex	10	3	5	2	+2	14
5	Aldrington Rangers	6	4	1	1	+13	13
6	Seaford Athletic	9	4	1	4	+5	13
7	Hove Reserves	9	1	2	6	-13	5
8	Crawley Tamil Sports Cl...	7	1	1	5	-16	4
9	Hove Park Lions Reserves	5	1	0	4	-15	3
10	The View Sunday	6	0	1	5	-20	1

DIVISION 4

11 teams

#	CLUB	P	W	D	L	GD	PTS
1	Baby Loss United	9	6	1	2	+15	19
2	Furngate	6	5	0	1	+18	15
3	Ardingly	6	5	0	1	+14	15
4	Woodingdean Wanderers	6	5	0	1	+12	15
5	MO First (in support of ...	8	5	0	3	+8	15
6	Upper Beeding Sunday	8	4	1	3	+1	13
7	Broadbush Gate	7	4	0	3	+6	12
8	AFC Goring Reserves	6	2	0	4	-4	6
9	Tally Ho	5	1	0	4	-16	3
10	Real Hampden Park Re...	5	0	0	5	-15	0
11	Horsham Crusaders Su...	8	0	0	8	-30	0

DIVISION 5

8 teams

#	CLUB	P	W	D	L	GD	PTS
1	Hampden Park	9	6	0	3	+15	18
2	Horsham 1881	10	5	2	3	+4	17
3	Charlwood Village Rese...	6	4	0	2	+3	12
4	Copthorne Sunday Rese...	9	4	0	5	0	12
5	Furngate FC Reserves	8	4	0	4	-5	12
6	EG Wanderers	7	3	2	2	+5	11
7	Tarring Fc	10	3	0	7	-21	9
8	South East Samurais	7	2	0	5	-1	6

Sources: fulltime.thefa.com, sussexsundayfootballleague.co.uk

Yellow tags = cup ties · tables as published on FA Full-Time · * points adjusted

PLATINUM PARTNER

PULSE WATER
WATER HYGIENE & TREATMENT SERVICES

Legionella risk assessments · water hygiene · softening & filtration
pulsewater.co.uk · helpdesk@pulsewater.co.uk · 01622 535103

SUSSEX SUNDAY FOOTBALL LEAGUE

SUSSEX SUNDAY FOOTBALL LEAGUE · INTERMEDIATE TO DIVISION 6 · TABLES (2/2)

SUSSEX SUNDAY LEAGUE

FA FULL-TIME, 27 NOV

DIVISION 6

8 teams

#	CLUB	P	W	D	L	GD	PTS
1	Horsham Crusaders Su...	9	5	2	2	+8	**17**
2	Seasiders	7	5	1	1	+20	**16**
3	Amici Athletic	8	5	1	2	+5	**16**
4	Adur Athletic	9	4	1	4	-6	**13**
5	Crawley Tamil Sports Cl...	9	3	2	4	+14	**11**
6	Associates	8	3	2	3	-11	**11**
7	Woodingdean Wandere...	7	2	1	4	-6	**7**
8	Telscombe Raiders	9	1	0	8	-24	**3**

Sources: fulltime.thefa.com, sussexsundayfootballleague.co.uk

Yellow tags = cup ties · tables as published on FA Full-Time · * points adjusted

PLATINUM PARTNER

PULSE WATER
WATER HYGIENE & TREATMENT SERVICES

Legionella risk assessments · water hygiene · softening & filtration
pulsewater.co.uk · helpdesk@pulsewater.co.uk · 01622 535103

SUSSEX SUNDAY FOOTBALL LEAGUE

SUSSEX SUNDAY FOOTBALL LEAGUE · INTERMEDIATE TO DIVISION 6 · RESULTS, FIXTURES & SCORERS

SUSSEX SUNDAY LEAGUE

FA FULL-TIME, 27 NOV

RESULTS

last 7 days · 21 – 27 Nov · league and cup

Sun 22	Div 1	**Hampden Arms**	2-0	East Grinstead ...
Sun 22	Div 1	**AFC Headhunt...**	6-1	Charlwood Village
Sun 22	Div 1	**Eastbourne Wa...**	W/O	Lancing Town L...
Sun 22	Div 1	**Crawley Cosmos**	5-1	Heathfield & Ho...
Sun 22	Div 1	Horsham Crusa...	0-1	**Hove Park Wed...**
Sun 22	Div 2	Crew Club Haw...	W/O	**El Toro**
Sun 22	Div 2	**Valley Rovers ...**	5-2	The Caxton Arms
Sun 22	Div 3	Hove Reserves	1-1	Seaford Athletic
Sun 22	Div 3	AFC Patcham	2-2	Men United Eas...
Sun 22	Div 4	**Broadbush Gate**	4-2	Tally Ho
Sun 22	Div 4	**Baby Loss United**	5-1	AFC Goring Res...
Sun 22	Div 4	Woodingdean W...	0-2	**Ardingly**
Sun 22	Div 4	Horsham Crusa...	0-3	**MO First (in su...**
Sun 22	Int	B Town	2-2	AFC Goring
Sun 22	Int	Real Hampden ...	5-5	BN Dons Reserv...
Sun 22	Int	**Ferring Sunday**	W/O	AFC Stanley Old...
Sun 22	Int	Yohah United	1-4	**Seahaven**
Sun 22	Friendly	Pachanga FC	0-2	**Peacehaven At...**
Sun 22	Friendly	**A.S. Crawley S...**	1-0	BN Dons
Sun 22	Prem	**Heathfield & H...**	3-0	Patcham Ultras
Sun 22	Prem	**Hove**	4-3	Hove Park Lions
Sun 22	Alzheimers	**Telscombe Rai...**	W/O	Tarring
Sun 22	Alzheimers	**Seasiders**	4-3	Charlwood Villa...
Sun 22	Alzheimers	Adur Athletic	2-8	**Hampden Park**
Sun 22	Alzheimers	**Amici Athletic**	3-1	Furngate FC Re...
Sun 22	Alzheimers	Associates	1-4	**South East Sa...**
Sun 22	Alzheimers	**Copthorne Sun...**	2-1	Crawley Tamil S...
Sun 22	Beattie Cup	**Horsham Crus...**	4-0	Woodingdean W...
Sun 22	Div 2 Cup	AFC Manor	W/O	**Hove Lawns**
Sun 22	Div 2 Cup	**Copthorne Sun...**	W/O	Slindon
Sun 22	VB Trophy	The View Sunday	2-6	**Real Hampden ...**
Sun 22	Sussex Sund	**A.S. Crawley S...**	1-0	BN Dons
Sun 22	Sussex Sund	Pachanga FC	0-2	**Peacehaven At...**

FIXTURES

next 7 days · 28 Nov – 4 Dec · league and cup

Sun 29 00:00	Friendly	A.S. Crawley ...	v	Week off FC
Sun 29 00:00	Friendly	El Toro	v	Week off FC
Sun 29 09:45	Prem	Hove Park Lio...	v	Patcham Ultras
Sun 29 10:00	Div 1	Horsham Cru...	v	Hampden Arms
Sun 29 10:00	Div 2	The Caxton Ar...	v	Slindon
Sun 29 10:00	Div 2	Valley Rovers ...	v	Hove Lawns
Sun 29 10:00	Div 3	Hove Reserves	v	Peacehaven A...
Sun 29 10:00	Div 3	The View Sun...	v	AFC Patcham
Sun 29 10:00	Div 4	Ardingly	v	Furngate
Sun 29 10:00	Div 4	Horsham Cru...	v	AFC Goring Re...
Sun 29 10:00	Div 5	Charlwood Vil...	v	Copthorne Su...
Sun 29 10:00	Div 5	Tarring	v	Horsham 1881
Sun 29 10:00	Div 6	Seasiders	v	Woodingdean ...
Sun 29 10:00	Int	Yohah United	v	Pachanga FC
Sun 29 10:00	Friendly	Coldean Colts...	v	TBA
Sun 29 10:00	Prem	Hove	v	Heathfield & H...
Sun 29 10:30	Div 1	Crawley Cos...	v	Eastbourne W...
Sun 29 10:30	Div 1	East Grinstea...	v	Lancing Town ...
Sun 29 10:30	Div 3	Seaford Athle...	v	Men United Ea...
Sun 29 10:30	Div 4	Baby Loss Uni...	v	Broadbush Gate
Sun 29 10:30	Div 4	Upper Beedin...	v	Woodingdean ...
Sun 29 10:30	Div 5	Furngate FC R...	v	Hampden Park
Sun 29 10:30	Div 6	Adur Athletic	v	Horsham Crus...
Sun 29 10:30	Div 6	Amici Athletic	v	Crawley Tamil ...
Sun 29 10:30	Div 6	Associates	v	Telscombe Rai...
Sun 29 10:30	VB Trophy	MO First (in s...	v	Crawley Tamil ...
Sun 29 11:30	Lower junio	Hove Park Lio...	v	Real Hampde...
Sun 29 12:30	Div 1	AFC Headhun...	v	Hove Park We...
Sun 29 14:00	Div 1	Heathfield & ...	v	Charlwood Vill...
Sun 29 17:30	Int	B Town	v	Ferring Sunday
Sun 29 17:30	Int	BN Dons Rese...	v	AFC Goring
Sun 29 17:30	ROY T CUP 3	Copthorne Su...	v	Seahaven
Sun 29 18:00	Prem	BN Dons	v	Peacehaven A...
Sun 29 19:30	Div 5	South East Sa...	v	EG Wanderers

Sources: fulltime.thefa.com, sussexsundayfootballleague.co.uk

Yellow tags = cup ties · tables as published on FA Full-Time · * points adjusted

PLATINUM PARTNER

PULSE WATER
WATER HYGIENE & TREATMENT SERVICES

Legionella risk assessments · water hygiene · softening & filtration
pulsewater.co.uk · helpdesk@pulsewater.co.uk · 01622 535103

SUSSEX SUNDAY FOOTBALL LEAGUE

SUSSEX SUNDAY FOOTBALL LEAGUE · INTERMEDIATE TO DIVISION 6 · RESULTS, FIXTURES & SCORERS

SUSSEX SUNDAY LEAGUE

FA FULL-TIME, 27 NOV

TOP SCORERS

league goals, by division · FA Full-Time, as recorded by clubs

INTERMEDIATE

Ruari Farrell Pachanga FC		8
Jacob Wheeler Pachanga FC		8
Jamie Stevens Seahaven		8
Barney Boutwood AFC Goring		7
Charlie Holbrook Real Ham...		6

DIVISION 1

Jordan Mounteney AFC Hea...		11
Jake Hicks Heathfield & Hor...		9
Joshua Bryant East Grinste...		8
Harry Brooker AFC Headhun...		6
Chris Capper Crawley Cosmos		6

DIVISION 2

Fin Dye Copthorne Sunday F...		10
Beau Sullivan The Caxton Ar...		8
Jack Pollard Slindon		7
Hugo Whitehouse Hove Law...		7
Blaze Brown Valley Rovers ...		5

DIVISION 3

Charles Woodage AFC Patc...		16
Craig Marchant Valley Rover...		10
Sean Pike Seaford Athletic		7
Ben Fitzgerald Valley Rover...		6
Jordan Rudwick Valley Rov...		6

DIVISION 4

Jacob Williams Baby Loss U...		11
Jamie Anderson MO First (i...		9
Jack Doe Ardingly		7
Beau Walters Broadbush Gate		7
Thomas Broad Furngate		6

DIVISION 5

Allan Walke Hampden Park		12
Daniel Cannons Horsham 1...		8
Jack Greenow Horsham 1881		8
Benjamin Akehurst Hampd...		7
Connor Hodson EG Wanderers		7

DIVISION 6

Thomas Hughes Crawley Ta...		8
Ebi Andawei Adur Athletic		7
Fergus Davis Associates		7
Joseph Leaton Adur Athletic		7
Max Miller Amici Athletic		7

Sources: fulltime.thefa.com, sussexsundayfootballleague.co.uk

Yellow tags = cup ties · tables as published on FA Full-Time · * points adjusted

PLATINUM PARTNER

PULSE WATER
WATER HYGIENE & TREATMENT SERVICES

Legionella risk assessments · water hygiene · softening & filtration
pulsewater.co.uk · helpdesk@pulsewater.co.uk · 01622 535103

SUSSEX SUNDAY FOOTBALL LEAGUE

DUGOUT DIARIES VETS PREMIER

SUSSEX SUNDAY VETS 35+

FA FULL-TIME, 27 NOV

#	CLUB	P	W	D	L	GF	GA	GD	PTS	FORM
1	South Park (Reigate) FC Vets	5	3	2	0	15	6	+9	11	W D W D
2	Mile Oak Sunday Vets	5	3	2	0	12	7	+5	11	D D W W
3	Valley Rovers Old Boys Vets	3	1	1	1	7	3	+4	4	W D L
4	Burgess Hill Wanderers Vets First	3	1	1	1	8	11	-3	4	D W L
5	Lewes FC Veterans First	5	1	1	3	6	14	-8	4	W L D L
6	Seaford Town Mens Veterans	3	1	0	2	9	11	-2	3	L L W
7	Peacehaven & Telscombe Vets	4	0	1	3	5	10	-5	1	L D L

SUNDAY'S GAMES

No Vets Premier games on Sun 29 Nov

No fixtures today.

TOP SCORERS

Goals this season

Jerry O'Sullivan South Park (Reigate) FC Vets	5
Scott Packer Mile Oak Sunday Vets	5
Benjamin Bacon Burgess Hill Wanderers Vets ...	3
Kieran Lavery South Park (Reigate) FC Vets	3
Steven Payne South Park (Reigate) FC Vets	3
Jacob Ward Valley Rovers Old Boys Vets	3

HOT OR NOT

points from the last five league games

▲ HOT

Valley Rovers Old Boys Vets 3rd — W D L — 4 pts

▼ NOT

Seaford Town Mens Veterans 6th — L L W — 3 pts

Sources: fulltime.thefa.com

Form: last five league games, latest on the right

PLATINUM PARTNER

PULSE WATER
WATER HYGIENE & TREATMENT SERVICES

Legionella risk assessments · water hygiene · softening & filtration
pulsewater.co.uk · helpdesk@pulsewater.co.uk · 01622 535103

SUSSEX SUNDAY FOOTBALL LEAGUE

SUSSEX SUNDAY FOOTBALL LEAGUE · VETS 35+ & MASTERS 45+ · TABLES

SUNDAY VETS & MASTERS

FA FULL-TIME, 27 NOV

VETS 35+ INTERMEDIATE

4 teams

#	CLUB	P	W	D	L	GD	PTS
1	Bison Beer Veterans 1sts	4	2	1	1	+1	7
2	Roffey Vets	2	2	0	0	+7	6
3	Wick Vets	2	1	1	0	+1	4
4	Heathfield & Horam Vet...	4	0	0	4	-9	0

VETS 35+ DIV 1

6 teams

#	CLUB	P	W	D	L	GD	PTS
1	Copthorne Veterans	6	4	1	1	+7	13
2	Hassocks Fatboys Veter...	6	4	0	2	+9	12
3	Amici Athletic Veterans	5	4	0	1	+5	12
4	Rotherfield Veterans	5	2	1	2	-6	7
5	Crawley Athletic FC Vets	4	1	0	3	-3	3
6	Steyning Town Vets	6	0	0	6	-12	0

VETS 35+ DIV 2

6 teams

#	CLUB	P	W	D	L	GD	PTS
1	B Town Vets	5	5	0	0	+9	15
2	Saltdean United FC Vets	5	3	0	2	+4	9
3	Rottingdean Village Vet...	4	3	0	1	+3	9
4	Thakeham Village Veter...	6	2	0	4	-6	6
5	Ringmer AFC Veterans	5	1	0	4	+1	3
6	Billingshurst Veterans	5	1	0	4	-11	3

VETS 35+ DIV 3

5 teams

#	CLUB	P	W	D	L	GD	PTS
1	Burgess Hill Wanderers ...	5	4	0	1	+6	12
2	AFC Goring Vets	3	2	0	1	+7	6
3	Montpelier Villa AFC Ve...	4	2	0	2	-1	6
4	Jarvis Brook Veterans	5	1	1	3	-2	4
5	Bison Beer Vets Reserves	5	1	1	3	-10	4

VETS 35+ DIV 4

6 teams

#	CLUB	P	W	D	L	GD	PTS
1	Furngate Vets	4	4	0	0	+14	12
2	Marle Place Wanderers ...	5	3	0	2	+6	9
3	Keymer & Hassocks Vets	5	2	0	3	-2	6
4	Lewes FC Veterans Res...	5	2	0	3	-3	6
5	Crawley Athletic Vets R...	4	1	1	2	-1	4
6	Horsham Crusaders Vet...	5	1	1	3	-14	4

MASTERS 45+ PREMIER

7 teams

#	CLUB	P	W	D	L	GD	PTS
1	Montpelier Villa AFC Ve...	4	4	0	0	+12	12
2	Amici Athletic Masters	3	3	0	0	+5	9
3	Steyning Town Masters	4	2	2	0	+15	8
4	Mile Oak Sunday Masters	3	1	1	1	+5	4
5	AFC Varndeanians Mast...	5	1	1	3	-2	4
6	Roffey Vets Masters	4	0	0	4	-14	0
7	Lewes FC Veterans Mas...	3	0	0	3	-21	0

MASTERS 45+ INTERMEDIATE DIVISION

7 teams

#	CLUB	P	W	D	L	GD	PTS
1	Montpelier Villa AFC Ma...	3	3	0	0	+16	9
2	TD Shipley Masters	3	2	0	1	+1	6
3	East Court Masters	4	2	0	2	-11	6
4	Cranleigh Masters	4	1	2	1	-1	5
5	Ringmer AFC Masters	3	1	1	1	+3	4
6	Withdean Masters	3	1	0	2	-1	3
7	Peacehaven & Telscom...	4	0	1	3	-7	1

Sources: fulltime.thefa.com, sussexsundayfootballleague.co.uk

Yellow tags = cup ties · tables as published on FA Full-Time · * points adjusted

PLATINUM PARTNER

PULSE WATER
WATER HYGIENE & TREATMENT SERVICES

Legionella risk assessments · water hygiene · softening & filtration
pulsewater.co.uk · helpdesk@pulsewater.co.uk · 01622 535103

SUSSEX SUNDAY FOOTBALL LEAGUE

SUSSEX SUNDAY FOOTBALL LEAGUE · VETS 35+ & MASTERS 45+ · RESULTS, FIXTURES & SCORERS

SUNDAY VETS & MASTERS

FA FULL-TIME, 27 NOV

RESULTS

last 7 days · 21 – 27 Nov · league and cup

Sun 22	V35 Prem	Seaford Town ...	5-1	Lewes FC Veter...	Sun 22	Sussex Vete	Valley Rovers Ol...	2-4	Burgess Hill W...
Sun 22	V35 Prem	South Park (Re...	W/O	Peacehaven & T...	Sun 22	V35 Div 2	B Town Vets	5-3	Thakeham Villa...
Sun 22	Vets Lower	Ringmer AFC Ve...	0-6	Rottingdean Vi...					

FIXTURES

next 7 days · 28 Nov – 4 Dec · league and cup

Sun 29 14:00	V35 Div 2	Billingshurst ...	v	Saltdean Unite...
Sun 29 14:00	V35 Div 3	AFC Goring V...	v	Jarvis Brook V...
Sun 29 14:00	V35 Div 4	Furngate Vets	v	Keymer & Has...
Sun 29 14:00	V35 Div 4	Horsham Cru...	v	Crawley Athlet...
Sun 29 14:00	V35 Div 4	Marle Place ...	v	Lewes FC Vete...
Sun 29 15:30	V35 Int	Heathfield & ...	v	Roffey Vets
Sun 29 16:15	V35 Div 1	Hassocks Fat...	v	Rotherfield Ve...
Sun 29 17:15	V35 Div 3	Bison Beer Ve...	v	Montpelier Vill...
Sun 29 18:15	V35 Div 1	Crawley Athle...	v	Steyning Town...
Sun 29 19:30	Vets Higher	Amici Athletic...	v	Copthorne Vet...
Sun 29 19:45	V35 Int	Wick Vets	v	Bison Beer Vet...
Fri 4 19:45	M45 Int	Peacehaven ...	v	East Court Vet...
Fri 4 19:45	M45 Prem	Montpelier Vil...	v	Lewes FC Vete...
Fri 4 20:00	M45 Prem	Amici Athletic...	v	Steyning Town...

TOP SCORERS

league goals, by division · FA Full-Time, as recorded by clubs

VETS 35+ INTERMEDIATE

MARK Allwright	Bison Beer ...	4
Darren Farrell	Bison Beer V...	3
Chaz Creasey	Heathfield & ...	2
Anthony Killick	Heathfield ...	2
Larence Caires	Roffey Vets	2

VETS 35+ DIV 1

David Riley	Hassocks Fatbo...	11
Bradley Ross	Copthorne Vet...	6
Daniel Lombardo	Steyning T...	5
Matthew Scutter	Copthorne ...	5
Andrew Brown	Hassocks Fa...	4

VETS 35+ DIV 2

Shane Boylan	Rottingdean V...	6
Jamie Pearson	Saltdean Uni...	6
Ben Hall	Thakeham Village V...	5
Daniel Lamb	Saltdean Unite...	4
Harry Lord	B Town Vets	4

VETS 35+ DIV 3

Barry Fuller	Burgess Hill Wa...	5
Matt freeman	Bison Beer Ve...	5
Barney Boutwood	AFC Gori...	4
Jamie Cole	AFC Goring Vets	3
Nnamdi Iyizoba	Montpelier ...	3

VETS 35+ DIV 4

Dougal Fleming	Lewes FC V...	6
Joel French	Marle Place Wa...	4
Jonathan Hebson	Lewes FC ...	4
Aaron Morton	Furngate Vets	4
Aaron Barber	Keymer & Has...	3

MASTERS 45+ PREMIER

James Masterson	Montpelie...	5
Warren Partridge	Steyning T...	4
Stuart Stone	AFC Varndeani...	4
Kevin Budge	Mile Oak Sund...	3
Christopher Cook	Amici Athl...	3

MASTERS 45+ INTERMEDIATE

Youssef Habibi	Montpelier ...	6
Daniel Mitchell	Montpelier V...	4
Chris Heighton	Ringmer AFC...	3
Trevor Brown	TD Shipley Ma...	2
Oliver Carr	Withdean Youth ...	2

Sources: fulltime.thefa.com, sussexsundayfootballleague.co.uk

Yellow tags = cup ties · tables as published on FA Full-Time · * points adjusted

PLATINUM PARTNER

PULSE WATER
WATER HYGIENE & TREATMENT SERVICES

Legionella risk assessments · water hygiene · softening & filtration
pulsewater.co.uk · helpdesk@pulsewater.co.uk · 01622 535103

SUSSEX SUNDAY FOOTBALL LEAGUE

PREMIER TO DIVISION 5 · SUNDAY · MILES ON THE ROAD

SUSSEX SUNDAY LEAGUE

SUNDAY'S AWAY DAYS

LONGEST DRIVE
44 miles
Eastbourne Wanderers to Crawley Cosmos

SHORTEST DRIVE
7.2 miles
AFC Patcham to The View Sunday

AWAY MILES SUNDAY
415 miles
20 road trips, one way. 830 there and back

AVERAGE AWAY TRIP
21 miles
one way, by road

WHERE THEY ARE PLAYING

● home ground · ○ where the away side sets off · ▬ longest drive

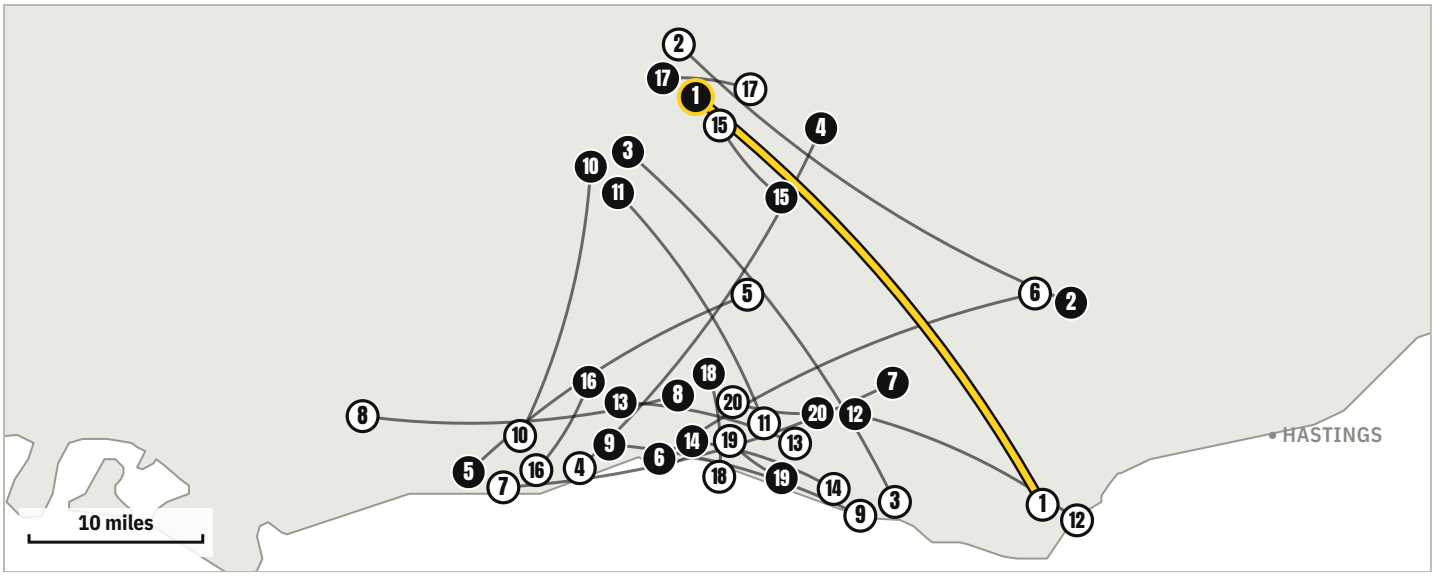

HOW FAR THEY DRIVE

Sunday's league games, Premier to Div 5 · miles by road, numbers match the map

#	HOME V AWAY (THE TRAVELLERS)	ONE WAY	RETURN
1	Crawley Cosmos v Eastbourne Wanderers DIV 1	44	88
2	Heathfield & Horam Reserves v Charlwood Village DIV 1	37	75
3	Horsham Crusaders Sunday v Hampden Arms DIV 1	37	74
4	East Grinstead Meads v Lancing United Sundays DIV 1	33	66
5	Yohah United v Pachanga FC INTERMEDIATE	28	56
6	Hove v Heathfield & Horam PREM	28	55
7	B Town v Ferring Sunday INTERMEDIATE	28	55
8	The Caxton Arms v Slindon DIV 2	27	55
9	BN Dons v Peacehaven Athletic PREM	20	40
10	Horsham Crusaders Sun. Res v AFC Goring Reserves DIV 4	20	40
11	AFC Headhunters v Hove Park Wednesday DIV 1	20	39
12	Seaford Athletic v Men United East Sussex DIV 3	19	37
13	Upper Beeding Sunday v Woodingdean Wanderers DIV 4	16	31
14	Hove Reserves v Peacehaven Athletic Reserves DIV 3	11	22
15	Ardingly v Furngate DIV 4	8.8	18
16	BN Dons Reserves v AFC Goring INTERMEDIATE	8.2	16
17	Charlwood Village Res v Copthorne Sunday Res DIV 5	7.8	16
18	Valley Rovers Old Boys v Hove Lawns DIV 2	7.7	15
19	Hove Park Lions v Patcham Ultras PREM	7.3	15
20	The View Sunday v AFC Patcham DIV 3	7.2	14

Driving distance, ground to ground, one way by the fastest road route. Round trip is there and back. Venue location not published on FA Full-Time, so not mapped and not in the totals: Baby Loss United v Broadbush Gate. A few smaller grounds are placed by street or village, so allow a mile or two. Roads and grounds: © OpenStreetMap contributors, routed with OSRM. Coastline: Natural Earth.

PLATINUM PARTNER
PULSE WATER
WATER HYGIENE & TREATMENT SERVICES
Legionella risk assessments · water hygiene · softening & filtration
pulsewater.co.uk · helpdesk@pulsewater.co.uk · 01622 535103

SUSSEX SUNDAY FOOTBALL LEAGUE

DIV 5, DIV 6, VETS AND CUPS · SUNDAY · MILES ON THE ROAD

SUSSEX SUNDAY LEAGUE

SUNDAY'S AWAY DAYS

LONGEST DRIVE
42 miles
Hampden Park to Furngate FC Reserves

SHORTEST DRIVE
11 miles
Telscombe Raiders to Associates

AWAY MILES SUNDAY
416 miles
19 road trips, one way. 832 there and back

AVERAGE AWAY TRIP
22 miles
one way, by road

WHERE THEY ARE PLAYING

● home ground · ○ where the away side sets off · ▬ longest drive

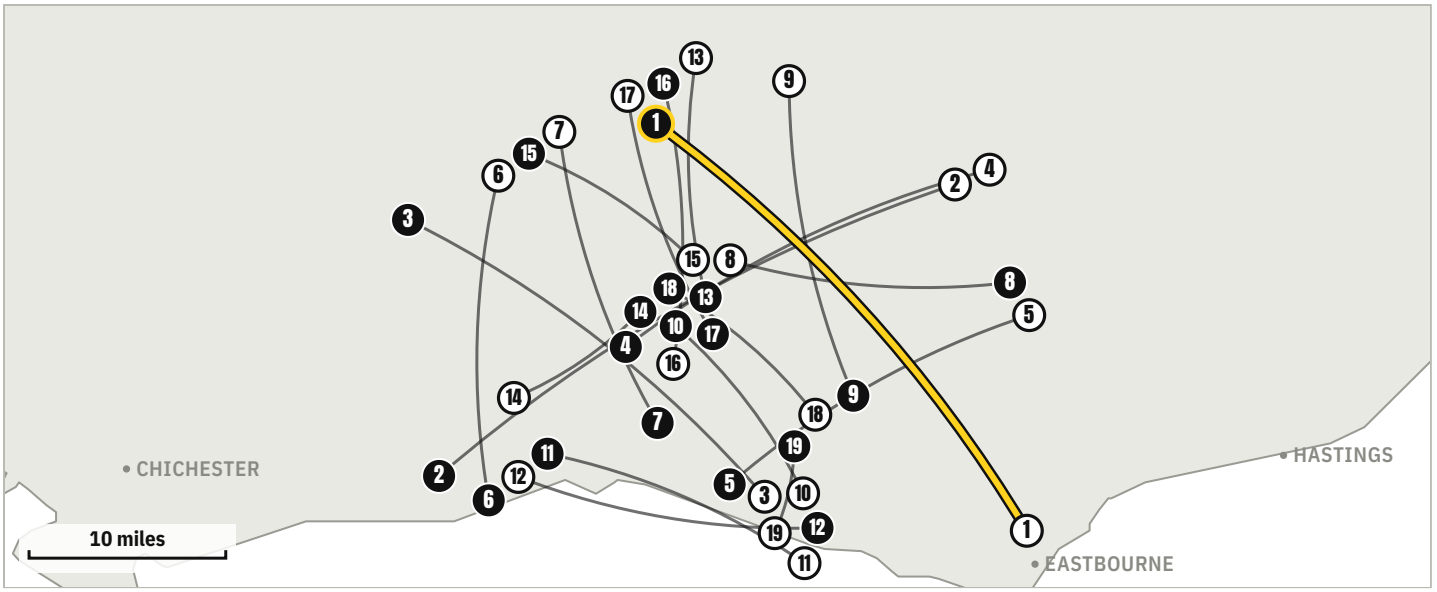

HOW FAR THEY DRIVE

Sunday's lower-division, Vets and cup games · miles by road, numbers match the map

#	HOME V AWAY (THE TRAVELLERS)		ONE WAY	RETURN
1	Furngate FC Reserves v Hampden Park	DIV 5	42	84
2	AFC Goring Vets v Jarvis Brook Veterans	VETS DIV 3	39	79
3	Billingshurst Veterans v Saltdean United FC Vets	VETS DIV 2	32	64
4	Hassocks Fatboys Veterans v Rotherfield Veterans	VETS DIV 1	24	48
5	Hove Park Lions ... v Real Hampden Park ...	JUNIOR INV CUP	23	45
6	Tarring v Horsham 1881	DIV 5	22	43
7	Adur Athletic v Horsham Crusaders Sunday Athletic	DIV 6	22	43
8	Heathfield & Horam Veterans v Roffey Vets	VETS INT	21	42
9	South East Samurais v EG Wanderers	DIV 5	21	41
10	Copthorne Sunday v Seahaven	ROY T CUP	21	41
11	Wick Vets v Bison Beer Veterans	VETS INT	20	39
12	Bison Beer Vets Res v Montpelier Villa Vets	VETS DIV 3	20	39
13	Amici Athletic Veterans v Copthorne Veterans	VETS CUP	18	36
14	Crawley Athletic FC Vets v Steyning Town Vets	VETS DIV 1	18	36
15	Horsham Crusaders Vets v Crawley Athletic RVB	VETS DIV 4	17	34
16	Furngate Vets v Keymer & Hassocks Vets	VETS DIV 4	17	34
17	Amici Athletic v Crawley Tamil Sports Club Reserve	DIV 6	15	29
18	Marle Place Vets v Lewes Vets Select	VETS DIV 4	13	25
19	Associates v Telscombe Raiders	DIV 6	11	21

Driving distance, ground to ground, one way by the fastest road route. Round trip is there and back. Venue location not published on FA Full-Time, so not mapped and not in the totals: Seasiders v Woodingdean Wanderers Reserves; MO First (in support of Movember) v Crawley Tamil Sports Club. A few smaller grounds are placed by street or village, so allow a mile or two. Roads and grounds: © OpenStreetMap contributors, routed with OSRM. Coastline: Natural Earth.

PLATINUM PARTNER
PULSE WATER
WATER HYGIENE & TREATMENT SERVICES
Legionella risk assessments · water hygiene · softening & filtration
pulsewater.co.uk · helpdesk@pulsewater.co.uk · 01622 535103

ADVERTISEMENT

SUPPORTING SUSSEX NON-LEAGUE FOOTBALL



PLATINUM PARTNER

PULSE WATER
WATER HYGIENE & TREATMENT SERVICES

Legionella risk assessments · water hygiene · softening & filtration
pulsewater.co.uk · helpdesk@pulsewater.co.uk · 01622 535103

GRAPHICAL ANALYSIS 1

SUSSEX POWER RANKINGS

STEPS 2 TO 4

Every Sussex club from Step 2 to Step 4, ranked by points per game within their level. The bar runs to a perfect three points a game. The arrow compares the last five games with the season so far: ▲ improving, ▼ slipping.

STEPS 2 & 3 · NL SOUTH, ISTHMIAN PREMIER, SOUTHERN PREMIER SOUTH

Eastbourne Borough	2.11	3rd of 22	W L W D W	–
Dorking Wanderers	1.75	9th of 24	W D W W D	▲
Lewes	1.63	6th of 22	L W L D L	▼
Chichester City	1.61	7th of 22	L W W L D	–
Horsham	1.39	14th of 24	D W L L W	–
Burgess Hill Town	1.28	15th of 22	L D D L D	▼
Three Bridges	0.68	20th of 22	D L L L W	–
Whitehawk	0.44	22nd of 22	L L D D L	–

STEP 4 · ISTHMIAN SOUTH EAST & SOUTH CENTRAL

Bognor Regis Town	2.11	3rd of 22	D L L W W	▼
Broadbridge Heath	1.74	4th of 22	W D W W W	▲
Hastings United	1.72	6th of 22	L W L L L	▼
Steyning Town	1.26	15th of 22	W L W W L	▲
Crowborough Athletic	1.11	18th of 22	L L L W W	–
Peacehaven & Telscombe	0.89	20th of 22	D L L D L	▼
Eastbourne Town	0.58	21st of 22	L L L D D	–
Horley Town	0.53	22nd of 22	L L L L L	▼
Littlehampton Town	0.44	22nd of 22	L L L L D	–

MOMENTUM

last-five points per game minus season points per game

Green: picking up more points in the last five than over the season. **Red**: dropping off.

Broadbridge Heath	+0.86	Steyning Town	+0.54
Dorking Wanderers	+0.45	Three Bridges	+0.12
Crowborough Athletic	+0.09	Horsham	+0.01
Whitehawk	-0.04	Eastbourne Borough	-0.11
Eastbourne Town	-0.18	Chichester City	-0.21
Littlehampton Town	-0.24	Peacehaven & Telsco...	-0.49
Horley Town	-0.53	Burgess Hill Town	-0.68
Bognor Regis Town	-0.71	Lewes	-0.83
Hastings United	-1.12		

Sources: footballwebpages.co.uk

Tables to 24–25 Nov

PLATINUM PARTNER

PULSE WATER
WATER HYGIENE & TREATMENT SERVICES

Legionella risk assessments · water hygiene · softening & filtration
pulsewater.co.uk · helpdesk@pulsewater.co.uk · 01622 535103

GRAPHICAL ANALYSIS 2

ATTACK V DEFENCE

EVERY CLUB, SUSSEX IN GOLD

Each dot is a club: further right means more goals scored per game, higher up means fewer conceded. The shaded corner is where you want to be. Among our clubs, Eastbourne United score the most per game (3.37) and Haywards Heath Town concede the fewest (0.72).

NATIONAL LEAGUE SOUTH

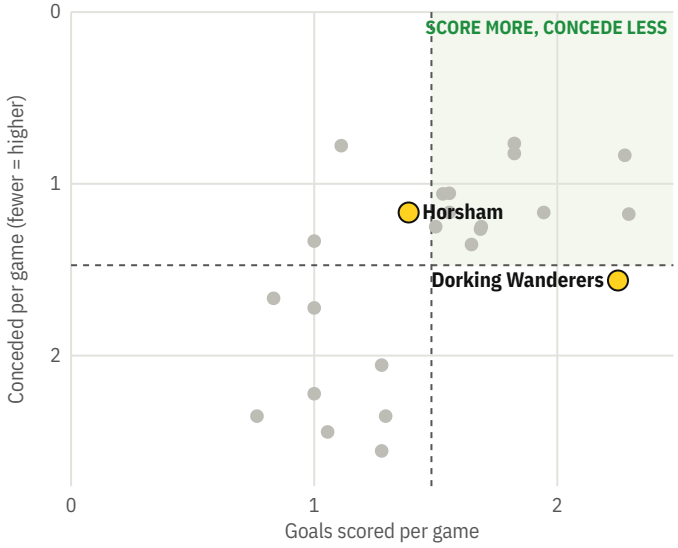

ISTHMIAN PREMIER

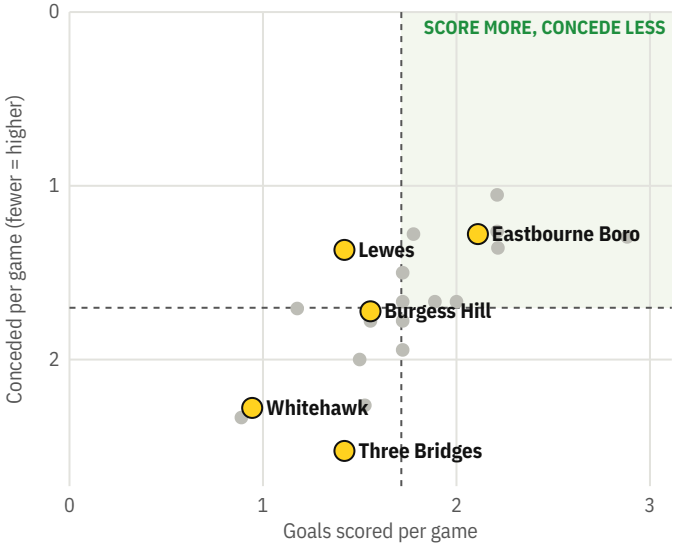

ISTHMIAN SOUTH EAST

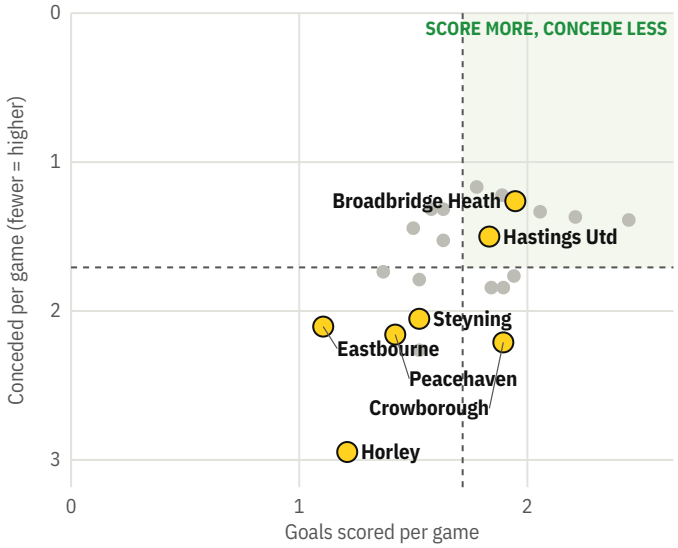

SCFL PREMIER · TOP SIX LABELLED

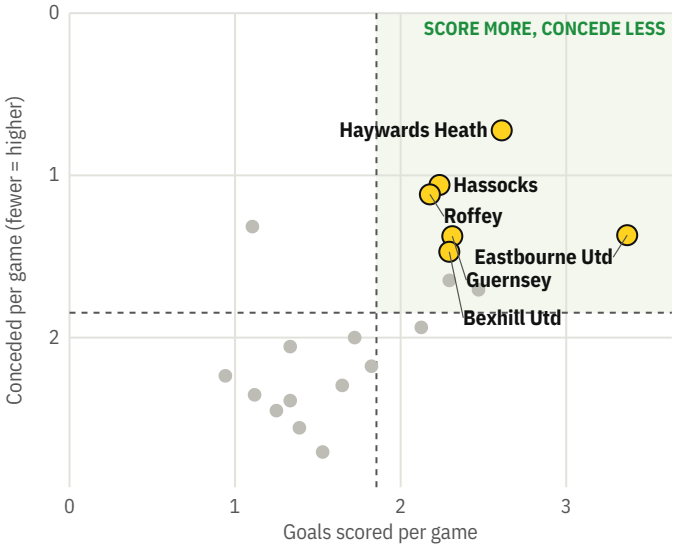

Sources: footballwebpages.co.uk, nonleaguematters.co.uk

League games only

PLATINUM PARTNER
PULSE WATER
WATER HYGIENE & TREATMENT SERVICES
Legionella risk assessments · water hygiene · softening & filtration
pulsewater.co.uk · helpdesk@pulsewater.co.uk · 01622 535103

GRAPHICAL ANALYSIS 3

SCFL PREMIER TITLE RACE

STEP 5

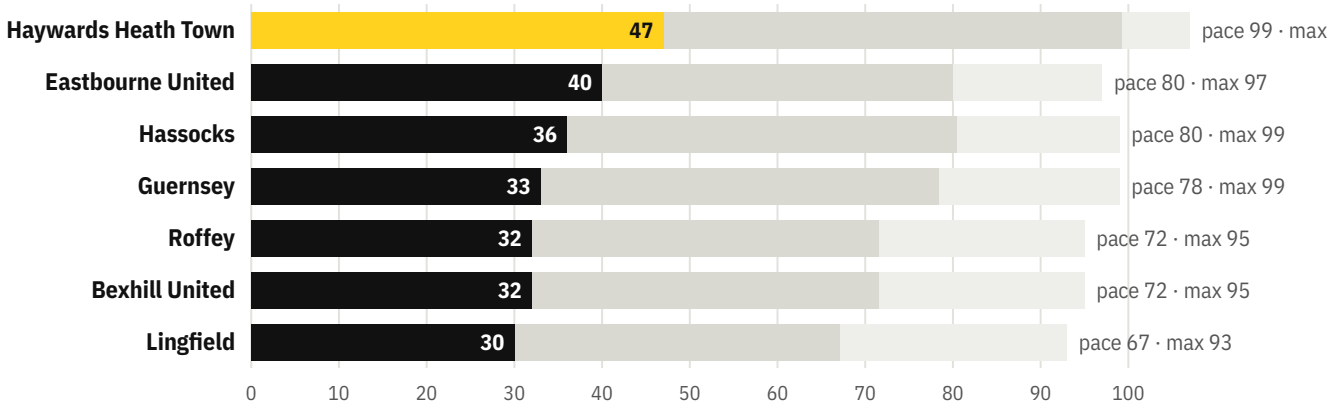

Black is points banked; the grey bar shows where each club finishes if it keeps its current points-per-game rate; the light bar runs to the maximum still available from 38 games. Haywards Heath are on course for 99 points from 38 games. Today they host Billingshurst, Eastbourne United host bottom side Forest Row, and Guernsey go to Seaford. Hassocks are in the FA Vase at Rusthall.

EVERY SCFL PREMIER CLUB, BY POINTS PER GAME

Haywards Heath Town	2.61	1st of 20	W W W W W	▲
Hassocks	2.12	3rd of 20	W W W L W	▲
Eastbourne United	2.11	2nd of 20	L W W W D	–
Guernsey	2.06	4th of 20	W W W W D	▲
Roffey	1.88	5th of 20	W L W W L	–
Bexhill United	1.88	6th of 20	D L W W W	–
Lingfield	1.76	7th of 20	L W D L W	▼
East Grinstead Town	1.76	8th of 20	W W W L L	–
Pagham	1.44	11th of 20	L L W L L	▼
AFC Varndeanians	1.42	9th of 20	W W L L W	▲
Crawley Down Gatwick	1.39	10th of 20	W L W W L	▲
Newhaven	1.35	12th of 20	L W L W W	▲
Seaford Town	1.22	13th of 20	L W L L W	–
Lancing	1.00	14th of 20	D L L W L	–
Wick	0.94	15th of 20	W L L D L	–
Horsham YM	0.76	18th of 20	L L W W L	▲
Billingshurst	0.75	16th of 20	L L W L L	–
Little Common	0.72	17th of 20	L W L L W	▲
Midhurst & Easebourne	0.71	19th of 20	L L L D L	▼
Forest Row	0.56	20th of 20	L L W L L	–

Sources: fulltime.thefa.com, dugoutdatahub.com

FA Full-Time table, 27 Nov

PLATINUM PARTNER
PULSE WATER
WATER HYGIENE & TREATMENT SERVICES
Legionella risk assessments · water hygiene · softening & filtration
pulsewater.co.uk · helpdesk@pulsewater.co.uk · 01622 535103

GRAPHICAL ANALYSIS 4

THE SUSSEX GOLDEN BOOT

SCORERS & GOALS

TOP SCORERS AT SUSSEX CLUBS

league goals; SCFL figures as recorded on FA Full-Time

1	**Joshua Wright**	Seaford Town	SCP	24
2	**Zackary Robert Willett**	Infinity	SC1	22
3	**Tommy Mckenna**	Reigate Priory	SC1	19
4	**Callum Patrick Kilkenny**	Crawley Down Gatwick	SCP	15
5	**Josh Hall**	Chichester City B	SC2	15
6	**Joshua Irish**	Chichester City B	SC2	14
7	**Callum James Stephen Barlow**	Eastbourne United	SCP	12
8	**Lukas Franzen-Jones**	Haywards Heath Town	SCP	12
9	**Tyler Pearson**	Hailsham Town	SC1	12
10	**Joshua Castle**	Chichester City B	SC2	12

GOALS PER GAME, BY LEAGUE

this season, league games

Brighton & Worthing	7.00
West Sussex League	4.85
Sussex Sunday Premier	4.61
Sussex Sunday Vets 35+	4.43
SCFL Division Two	4.24
SCFL Premier	3.70
Isthmian South Central	3.55
Isthmian South East	3.42
Isthmian Premier	3.41
SCFL Division One	3.35
Southern Premier South	3.20
National League	3.15
National League South	2.95

Brighton & Worthing is the highest-scoring league in this supplement at 7.00 goals a game; the SCFL Premier averages 3.70, and Eastbourne United alone have 64.

Sources: footballwebpages.co.uk, dugoutdatahub.com, fulltime.thefa.com

Scorers to 24–26 Nov

PLATINUM PARTNER

PULSE WATER
WATER HYGIENE & TREATMENT SERVICES

Legionella risk assessments · water hygiene · softening & filtration
pulsewater.co.uk · helpdesk@pulsewater.co.uk · 01622 535103

GRAPHICAL ANALYSIS 5

GOLDEN BOOT RACE

TOP SCORERS BY LEAGUE

Leaders across five of our leagues. Gold bars: Sussex clubs in the Isthmian League, and each county league leader. County charts cover every division, as recorded on FA Full-Time.

ISTHMIAN PREMIER

League goals · Football Web Pages

1	Toby Aromolaran	AFC Whyteleafe	17
2	Kai Corbett	Eastbourne Boro...	10
2	Inih Effiong	St Albans City	10
2	Callum Jones	Ramsgate	10
2	Josh Rees	Eastbourne Boro...	10
6	Thomas Avgoustidis	Enfield Town	9
6	Dan Smith	Dartford	9
6	Ade Yusuff	Cray Wanderers	9
9	Amrit Bansal-Mcnu...	Enfield Town	8

Also on 8: Kaan Bennett (Welling United), Max Fiddes (Dartford), Noel Leighton (Three Bridges), Nahum Melvin-Lambert (Welling United), Alfie Paxman (Ramsgate), Kamarni Ryan (Whitehawk)

ISTHMIAN SOUTH EAST

League goals · Football Web Pages

1	Nathan Jeche	Sevenoaks Town	17
2	Harry Forster	Crowborough Ath...	11
2	Rushaar Samuel-S...	Crowborough Ath...	11
4	Connor Tighe	Peacehaven & Te...	10
5	Gil Carvalho	Merstham	9
6	Ade Azeez	Herne Bay	8
6	Alex Brewer	Steyning Town	8
6	Kesna Clarke	Hastings United	8
6	Chris Dickson	Cray Valley PM	8

Also on 8: Jack Evans (Faversham Town), Finlay Johnson (South Park (Reigate)), Danny Leonard (Sheppey United), Max Walsh (Hastings United)

ISTHMIAN SOUTH CENTRAL

League goals · Football Web Pages

1	Jack Arnold	Ashford Town (Mi...	19
2	Lorne Bickley	Jersey Bulls	17
3	Connor Cullen	Egham Town	16
4	Oliver Stewart Bal...	Winchester City	15
5	Eddie Simon	Kingstonian	12
6	Stan Flaherty	Kingstonian	11
7	Bill Montague	Southall	9
8	Nathanael Boakye	Raynes Park Vale	8
8	Scott Bungay	Winchester City	8

Also on 8: Liam Ferdinand (Hayes & Yeading United), Sebastian Karczewski (Egham Town), James Sunley (Jersey Bulls), Bradley Travis Waters (Winchester City)

WEST SUSSEX LEAGUE

All divisions, league goals · FA Full-Time

1	Patrick O'Sullivan	Holbrook Olympic	19
2	Louis Keane	Cowfold Reserves	14
3	Ben Rubano	Goring by Sea Cri...	13
4	Marley Heath	Henfield First	12
4	Jack Norman	Capel Reserves	12
6	Thomas Charlwood	Ashington Rovers	11
6	Connor Pomeroy	Goring by Sea Cri...	11
6	Alfie Jones	Horsham Trinity ...	11
9	Sam Simpson	Holbrook Olympi...	9

MID SUSSEX LEAGUE

All divisions, league goals · FA Full-Time

1	Thomas Curl	FC Railway	18
2	Alex Pollard	Balcombe First	16
3	Rudy Talboys	BoA FC First	12
3	Alex Chaplin	EMC Academy M...	12
5	Theo Egeler	Ditchling First	11
5	Jamie Gallon	Lingfield Reserves	11
7	Jason Donoghue	EMC Academy M...	10
7	Morgan Fletcher	Forest Row III	10
7	David Lockey	East Grinstead H...	10

Also on 10: Jamie Taylor (Forgewood First), Charlie Everall (Lingfield Reserves)

OUT IN FRONT

Isthmian Premier
Toby Aromolaran, AFC Whyteleafe: 17

Isthmian South East
Nathan Jeche, Sevenoaks Town: 17

Isthmian South Central
Jack Arnold, Ashford Town (Middx): 19

West Sussex League
Patrick O'Sullivan, Holbrook Olympic: 19

Mid Sussex League
Thomas Curl, FC Railway: 18

Sources: footballwebpages.co.uk, fulltime.thefa.com

Scorers to 26 Nov · county figures as recorded by clubs

PLATINUM PARTNER
PULSE WATER
WATER HYGIENE & TREATMENT SERVICES
Legionella risk assessments · water hygiene · softening & filtration
pulsewater.co.uk · helpdesk@pulsewater.co.uk · 01622 535103

NEW GRAPHIC · HOME AND AWAY

FORTRESS OR ROAD WARRIORS?

POINTS PER GAME

Points per game at home (●) against points per game away (○) for every Sussex club, Steps 1 to 5, league games. Green: better at home; blue: better away. Best home record: **Haywards Heath Town** (2.71 a game). Best away record: **Haywards Heath Town** (2.55). 7 of our 38 clubs pick up more points away than at home.

STEPS 1 TO 4

sorted by home advantage

CLUB	HOME W-D-L	AWAY W-D-L	GAP
Eastbourne Borough IP	9-0-1	3-2-3	+1.33
Burgess Hill Town IP	4-3-2	1-5-3	+0.78
Three Bridges IP	2-3-4	1-1-8	+0.60
Chichester City SPS	5-2-2	4-0-5	+0.56
Whitehawk IP	1-3-4	0-2-8	+0.55
Eastbourne Town ISE	2-2-6	0-3-6	+0.47
Crowborough Athletic ISE	4-1-5	2-2-5	+0.41
Bognor Regis Town ISC	7-2-1	5-2-2	+0.41
Broadbridge Heath ISE	5-4-1	4-2-3	+0.34
Horley Town ISE	2-0-7	1-1-8	+0.27
Littlehampton Town ISC	1-2-7	0-3-5	+0.12
Lewes IP	4-3-2	5-1-4	+0.07
Worthing NL	5-2-3	4-3-2	+0.03
Hastings United ISE	5-0-4	5-1-3	-0.11
Dorking Wanderers NLS	4-3-2	3-4-0	-0.19
Peacehaven & Telscombe ISE	1-4-4	3-1-6	-0.22
Horsham NLS	3-2-4	3-5-1	-0.33
Steyning Town ISE	3-0-6	5-0-5	-0.50

SCFL PREMIER · STEP 5

every club

CLUB	HOME W-D-L	AWAY W-D-L	GAP
Pagham SCP	6-2-0	1-0-7	+2.12
Little Common SCP	4-1-4	0-0-9	+1.44
Forest Row SCP	4-2-4	0-0-8	+1.40
Midhurst & Easebourne SCP	3-2-3	0-1-6	+1.23
Lingfield SCP	6-1-2	2-2-3	+0.97
Newhaven SCP	5-1-3	2-1-5	+0.90
AFC Varndeanians SCP	5-1-3	3-2-5	+0.68
Guernsey SCP	6-1-1	4-2-2	+0.62
Wick SCP	3-0-4	2-1-7	+0.59
Seaford Town SCP	4-0-4	3-1-6	+0.50
Horsham YM SCP	2-2-4	1-2-6	+0.44
Hassocks SCP	5-1-1	5-2-2	+0.40
Lancing SCP	3-1-5	2-1-5	+0.24
Haywards Heath Town SCP	6-1-0	9-1-1	+0.17
Crawley Down Gatwick SCP	5-1-5	2-3-2	+0.17
Billingshurst SCP	2-3-6	2-0-7	+0.15
East Grinstead Town SCP	5-1-3	4-2-2	+0.03
Bexhill United SCP	5-2-2	5-0-3	+0.01
Roffey SCP	5-0-3	5-2-2	-0.01
Eastbourne United SCP	5-2-2	7-2-1	-0.41

Sources: footballwebpages.co.uk, fulltime.thefa.com

League games · Steps 1-4 to 24-25 Nov, SCFL from FA Full-Time results

PLATINUM PARTNER

PULSE WATER
WATER HYGIENE & TREATMENT SERVICES

Legionella risk assessments · water hygiene · softening & filtration
pulsewater.co.uk · helpdesk@pulsewater.co.uk · 01622 535103

NEW GRAPHIC · FORM GUIDE

EVERY SUSSEX CLUB, LAST FIVE

STEPS 1 TO 7

All 73 Sussex clubs from the National League to SCFL Division Two, ranked on points from their last five league games (latest on the right), ties split by league position. Five from five: **Haywards Heath Town, Infinity, Hurstpierpoint, Alfold**. Still waiting for a point in five: **Horley Town, Ringmer AFC, Copthorne**.

1	Haywards Heath Town	SCP	W W W W W	15
2	Infinity	SC1	W W W W W	15
3	Hurstpierpoint	SC2	W W W W W	15
4	Alfold	SC2	W W W W W	15
5	Worthing United	SC1	W D W W W	13
6	Broadbridge Heath	ISE	W D W W W	13
7	Guernsey	SCP	W W W W D	13
8	Hassocks	SCP	W W W L W	12
9	Dial Square	SC1	L W W W W	12
10	Hailsham Town	SC1	W W L W W	12
11	Dorking Wanderers	NLS	W D W W D	11
12	Chichester City B	SC2	W W W D L	10
13	Eastbourne United	SCP	L W W W D	10
14	AFC Walcountians	SC1	W L W D W	10
15	Eastbourne Borough	IP	W L W D W	10
16	Jarvis Brook	SC1	D W W W L	10
17	TD Shipley	SC2	W D L W W	10
18	Bexhill United	SCP	D L W W W	10
19	Rudgwick	SC2	W L W W D	10
20	Roffey	SCP	W L W W L	9
21	Rustington	SC2	W W L W L	9
22	East Grinstead Town	SCP	W W W L L	9
23	Ferring	SC2	W D D D W	9
24	AFC Varndeanians	SCP	W W L L W	9
25	Crawley Down Gatwick	SCP	W L W W L	9
26	Mile Oak	SC1	W L W L W	9
27	Newhaven	SCP	L W L W W	9
28	Steyning Town	ISE	W L W W L	9
29	Saltdean United	SC1	W W D L D	8
30	Guildford City	SC1	W W L D D	8
31	Bognor Regis Town	ISC	D L L W W	7
32	Chichester City	SPS	L W W L D	7
33	Lingfield	SCP	L W D L W	7
34	ASC Brighton Rangers	SC2	L W L W D	7
35	Horsham	NLS	D W L L W	7
36	East Preston	SC1	L W D W L	7
37	Reigate Priory	SC1	L W L L W	6
38	Loxwood	SC1	L W L W L	6
39	Seaford Town	SCP	L W L L W	6
40	Selsey	SC1	W L W L L	6
41	Southwater	SC2	D D L D W	6
42	Crowborough Athletic	ISE	L L L W W	6
43	Little Common	SCP	L W L L W	6
44	Horsham YM	SCP	L L W W L	6
45	Worthing	NL	D L D W L	5
46	Oakwood	SC1	L W D D L	5
47	Bosham	SC2	L D W D L	5
48	Lewes	IP	L W L D L	4
49	Lancing	SCP	D L L W L	4
50	Upper Beeding	SC2	L L L D W	4
51	Wick	SCP	W L L D L	4
52	Arundel	SC1	D L L L W	4
53	Clanfield	SC1	L D L L W	4
54	Three Bridges	IP	D L L L W	4
55	Hastings United	ISE	L W L L L	3
56	Pagham	SCP	L L W L L	3
57	Worthing Town	SC2	L L L W L	3
58	Burgess Hill Town	IP	L D D L D	3
59	Billingshurst	SCP	L L W L L	3
60	Forest Row	SCP	L L W L L	3
61	Storrington Community	SC2	D D L L L	2
62	Westfield	SC1	L D L D L	2
63	Dorking Wanderers B	SC1	L L D D L	2
64	Peacehaven & Telsco...	ISE	D L L D L	2
65	Brighton Electricity	SC2	L D D L L	2
66	Shoreham	SC1	L L L D D	2
67	Eastbourne Town	ISE	L L L D D	2
68	Whitehawk	IP	L L D D L	2
69	Midhurst & Easebourne	SCP	L L L D L	1
70	Littlehampton Town	ISC	L L L L D	1
71	Horley Town	ISE	L L L L L	0
72	Ringmer AFC	SC1	L L L L L	0
73	Copthorne	SC2	L L L L L	0

Sources: footballwebpages.co.uk, fulltime.thefa.com

Gold bar = 12+ points · red = 0-6

PLATINUM PARTNER

PULSE WATER
WATER HYGIENE & TREATMENT SERVICES

Legionella risk assessments · water hygiene · softening & filtration
pulsewater.co.uk · helpdesk@pulsewater.co.uk · 01622 535103

NEW GRAPHIC · MILES ON THE ROAD

THE MILES LEAGUE

SUSSEX AWAY DAYS

Every Sussex club travelling today from Step 1 to Step 7, ranked by one-way driving miles, ground to ground. Between them they cover **1,741 miles** one way, about **3,482** there and back. Worthing have the longest trip (243 miles to Altrincham). Not counted: Bognor Regis Town at Jersey Bulls (127 miles by air); Guernsey at Seaford Town (148 miles by air).

LONGEST SUSSEX AWAY TRIPS TODAY

one way, by road

1	**Worthing**	at Altrincham	243
2	**Steyning Town**	at Margate	105
3	**Whitehawk**	at Brentwood Town	79
4	**Hailsham Town**	at Guildford City	76
5	**Littlehampton Town**	at Hayes & Yeading United	70
6	**Horsham**	at Billericay Town	68
7	**Bexhill United**	at Pagham	64
8	**Eastbourne Town**	at Erith Town	63
9	**Midhurst & Easebourne**	at Little Common	63
10	**Dial Square**	at Selsey	62
11	**Westfield**	at AFC Walcountians	56
12	**Peacehaven & Telscombe**	at AFC Croydon Athletic	53
13	**Hastings United**	at Punjab United	51
14	**Lewes**	at Leatherhead	50
15	**Forest Row**	at Eastbourne United	44
16	**Newhaven**	at Wick	43
17	**Bosham**	at Copthorne	43
18	**Mile Oak**	at Clanfield	40
19	**Ringmer AFC**	at Reigate Priory	39
20	**Chichester City B**	at Hurstpierpoint	36
21	**Crawley Down Gatwick**	at Larkfield & New Hythe	35
22	**East Preston**	at Oakwood	33

TOTAL AWAY MILES BY LEAGUE THIS WEEKEND

every away side, one way, including the county leagues

National League	2,512
National League South	1,381
Mid Sussex League	975
Sussex Sunday League	827
Isthmian South East	605
Isthmian Premier	558
Isthmian South Central	434
SCFL Division One	413
West Sussex League	377
SCFL Premier	325
SCFL Division Two	181
Brighton, Worthing & District	42

Sources: openstreetmap.org, project-osrm.org

Routes: OSRM on OpenStreetMap data · see each league's map page

PLATINUM PARTNER

PULSE WATER
WATER HYGIENE & TREATMENT SERVICES

Legionella risk assessments · water hygiene · softening & filtration
pulsewater.co.uk · helpdesk@pulsewater.co.uk · 01622 535103

ADVERTISEMENT

SUPPORTING SUSSEX NON-LEAGUE FOOTBALL



PLATINUM PARTNER

PULSE WATER
WATER HYGIENE & TREATMENT SERVICES

Legionella risk assessments · water hygiene · softening & filtration
pulsewater.co.uk · helpdesk@pulsewater.co.uk · 01622 535103

BIG-MATCH PREVIEWS

HEAD TO HEAD IN NUMBERS

TODAY

BROADBRIDGE HEATH v FAVERSHAM TOWN

ISE · 15:00

BROADBRIDGE HEATH		FAVERSHAM TOWN
4th · 33 pts		1st · 40 pts
W D W W W	FORM	L W W W W
1.74	POINTS / GAME	2.11
1.95	SCORED / GAME	2.21
1.26	CONCEDED / GAME	1.37
13	LAST-5 POINTS	12

Fourth v first. The Bears are eight unbeaten and won at second-placed Erith on Tuesday; Faversham have won four in a row.

JERSEY BULLS v BOGNOR REGIS TOWN

ISC · 15:00

JERSEY BULLS		BOGNOR REGIS TOWN
2nd · 41 pts		3rd · 40 pts
W D L W W	FORM	D L L W W
2.28	POINTS / GAME	2.11
2.56	SCORED / GAME	2.11
1.11	CONCEDED / GAME	1.26
10	LAST-5 POINTS	7

Second v third, one point apart. Jersey are unbeaten at home; Bognor have won five of nine away.

HURSTPIERPOINT v CHICHESTER CITY B

SC2 · 14:00

HURSTPIERPOINT		CHICHESTER CITY B
2nd · 31 pts		1st · 31 pts
W W W W W	FORM	W W W D L
2.58	POINTS / GAME	2.38
3.50	SCORED / GAME	4.92
1.00	CONCEDED / GAME	0.92
15	LAST-5 POINTS	10

Level on 31 points at the top. Hurst have won seven in a row; Chichester City B have scored 64.

HAYWARDS HEATH TOWN v BILLINGSHURST

SCP · 15:00

HAYWARDS HEATH TOWN		BILLINGSHURST
1st · 47 pts		16th · 15 pts
W W W W W	FORM	L L W L L
2.61	POINTS / GAME	0.75
2.61	SCORED / GAME	1.25
0.72	CONCEDED / GAME	2.45
15	LAST-5 POINTS	3

The leaders have won seven straight. Billingshurst have failed to score in seven league games.

BURGESS HILL TOWN v EASTBOURNE BOROUGH

IP · 15:00

BURGESS HILL TOWN		EASTBOURNE BOROUGH
15th · 23 pts		3rd · 38 pts
L D D L D	FORM	W L W D W
1.28	POINTS / GAME	2.11
1.56	SCORED / GAME	2.11
1.72	CONCEDED / GAME	1.28
3	LAST-5 POINTS	10

Sussex derby. Borough are third, three behind Welling; Burgess Hill are six without a win.

ALTRINCHAM v WORTHING

NL · 15:00

ALTRINCHAM		WORTHING
10th · 31 pts		7th · 32 pts
D L L L W	FORM	D L D W L
1.63	POINTS / GAME	1.68
1.47	SCORED / GAME	2.00
1.58	CONCEDED / GAME	1.63
4	LAST-5 POINTS	5

One point between them. Worthing have lost two of nine away; Altrincham have won six of nine at home.

Dark bar = the better side on each measure. Points and goals per game are league games this season; form is the last five league games.

Sources: footballwebpages.co.uk, dugoutdatahub.com, nonleaguematters.co.uk

League games only

PLATINUM PARTNER

PULSE WATER
WATER HYGIENE & TREATMENT SERVICES

Legionella risk assessments · water hygiene · softening & filtration
pulsewater.co.uk · helpdesk@pulsewater.co.uk · 01622 535103

BIG-MATCH PREVIEWS (CONTINUED)

HEAD TO HEAD IN NUMBERS

TODAY

JARVIS BROOK vs SALTDEAN UNITED

SC1 · 15:00

JARVIS BROOK		SALTDEAN UNITED
4th · 36 pts		8th · 30 pts
D W W W L	FORM	W W D L D
2.12	POINTS / GAME	1.76
2.12	SCORED / GAME	2.12
1.06	CONCEDED / GAME	1.47
10	LAST-5 POINTS	8

Fourth hosts eighth. Jarvis Brook's 14-game unbeaten run ended at Arundel last Saturday.

PUNJAB UNITED vs HASTINGS UNITED

ISE · 14:00

PUNJAB UNITED		HASTINGS UNITED
9th · 29 pts		6th · 31 pts
W D D W W	FORM	L W L L L
1.53	POINTS / GAME	1.72
1.89	SCORED / GAME	1.83
1.84	CONCEDED / GAME	1.50
11	LAST-5 POINTS	3

Punjab are eight unbeaten; Hastings have lost five of their last six. 2pm kick-off.

PAGHAM vs BEXHILL UNITED

SCP · 15:00

PAGHAM		BEXHILL UNITED
11th · 23 pts		6th · 32 pts
L L W L L	FORM	D L W W W
1.44	POINTS / GAME	1.88
2.12	SCORED / GAME	2.29
1.94	CONCEDED / GAME	1.47
3	LAST-5 POINTS	10

Pagham are unbeaten at home in the league; Bexhill have won three in a row, scoring 12.

BILLERICAY TOWN vs HORSHAM

NLS · 15:00

BILLERICAY TOWN		HORSHAM
6th · 31 pts		14th · 25 pts
W D D W D	FORM	D W L L W
1.82	POINTS / GAME	1.39
2.29	SCORED / GAME	1.39
1.18	CONCEDED / GAME	1.17
9	LAST-5 POINTS	7

Billericay are 12 unbeaten and unbeaten at home; Horsham have lost once in nine away.

Dark bar = the better side on each measure. Points and goals per game are league games this season; form is the last five league games.

Sources: footballwebpages.co.uk, dugoutdatahub.com, nonleaguematters.co.uk

League games only

PLATINUM PARTNER

PULSE WATER
WATER HYGIENE & TREATMENT SERVICES

Legionella risk assessments · water hygiene · softening & filtration
pulsewater.co.uk · helpdesk@pulsewater.co.uk · 01622 535103

ADVERTISEMENT SUPPORTING SUSSEX NON-LEAGUE FOOTBALL

SEP MEDIA

360° TOURS FOR FOOTBALL CLUBS

What a 360° tour can do for a football ground

Built on Matterport. Here's what I can add to a club's tour, beyond the walk-round itself.

A 360° tour lets anyone walk round the ground online: the clubhouse, the bar, the dugouts and the pitch. **The extras below make it easy to find your way round, and point people to the club's hire, tickets, shop and sponsors.**

01 Helping people find their way

No one has to click through the whole tour to find what they want.

Labels on every area

Bar, function room, dugouts, changing rooms. Each area is named, so people always know where they are.

Search

A search button finds any named area or tagged item and takes people straight to it.

Jump to any highlight

Tap any picture in the highlight reel to go straight there. It can also play as a guided tour, and loop on a TV in the clubhouse.

Links that open in the right place

A link can open the tour at one exact spot. **"Hire the clubhouse"** on the club's website opens in the function room; **"Matchdays"** opens pitch-side.

Choose where it opens

The tour can start wherever makes the best first impression, such as the view from the main stand.

Minimap and compass

A small map shows where you are in the ground, and a compass shows which way is north. Handy on a big site.

02 Links to the club's own pages

Set up once, for the whole tour.

ALWAYS ON SCREEN

One button, in every view

An image and link sit in the corner of the whole tour, so **nobody has to hunt for the booking page**, and it doesn't need adding to every view.

Hire the clubhouse | Buy tickets | Club shop

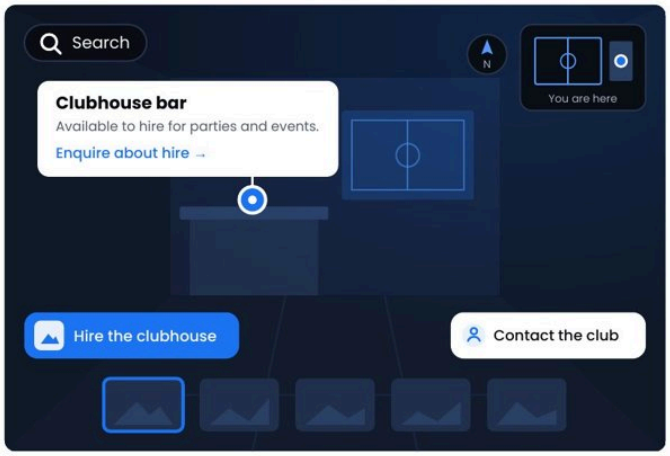

An illustration of where these sit on screen. The exact look is Matterport's.

Tags: pins on anything

A tag sits on a real spot in the tour: the bar, a sponsor board, the trophy cabinet. Each one can hold text, a link, photos or a video.

A contact card too

An expandable card in the other corner gives the club's contact details, so visitors can get in touch without leaving the tour.

SEP Media · 360° tours and aerial photos and video across Sussex

sepmedia.uk · Page 1 of 2

PLATINUM PARTNER

PULSE WATER
WATER HYGIENE & TREATMENT SERVICES

Legionella risk assessments · water hygiene · softening & filtration
pulsewater.co.uk · helpdesk@pulsewater.co.uk · 01622 535103

ADVERTISEMENT SUPPORTING SUSSEX NON-LEAGUE FOOTBALL

SEP MEDIA

What a 360° tour can do for a football ground · continued

03 Ideas for a football ground

What the tags and links could point to.

Hire
The function room and bar tagged with their capacity and an "Enquire about hire" link.

Matchday
The turnstiles link to the tickets page, the tea bar to its menu, and the club shop to the online shop.

Sponsors
A tag on each pitch-side board, linking to that sponsor's website. Something the club could add to its sponsorship packages.

Getting there
A tag at the entrance with the address, parking and step-free access, so visitors know what to expect before they arrive.

History
The trophy cabinet or honours board, with the club's story, old photos or a video clip.

Getting involved
Links to membership and volunteering, right where people can see what they'd be joining.

04 More from the same visit

360° views	Single 360° photos for spots outside the main scan, like the far terrace.
One joined-up tour	Separate scans, such as the clubhouse one day and the ground another, joined into one tour.
Measurements	Visitors can measure rooms themselves, which helps anyone planning an event.
Photos for the club	Still photos taken from the scan, for the club's website and social media.
Visitor numbers	How many people have viewed the tour.
Tidy and private	Stray bits outside the ground trimmed off. Faces and number plates can be blurred.
Floor plans	Priced on request.

ALREADY DONE AT A BIGGER CLUB

Aberdeen FC

Aberdeen's Matterport tour of Pittodrie showed the club shop, matchday hospitality and the pitch from an executive box. It won "best digital twin of 2021".

Source: afc.co.uk, 13 December 2021

05 What I'd need from the club

So everything's ready on the day of the scan.

- ✓ **The links:** hire or booking page, tickets, shop, membership and volunteering.
- ✓ **Sponsor names and websites,** once the sponsors are happy to be included.
- ✓ **The facts for each tag,** such as room capacities and opening times.
- ✓ **Anything to keep out,** like private offices. Any photos showing children are taken down before the scan.

NEXT STEP **A free 20-minute call to talk through the ground and what the club wants from its tour.** Fixed price, agreed up front.

- Some features depend on the Matterport plan. I confirm exactly which ones a club's tour will have before the scan.
- Sponsor tags only go in with the club's OK.
- I never show children in a tour, its tags or its photos.

SEP Media is the trading name of Joseph Combes, sole trader
136 Littlehampton Road, Worthing BN13 1QT

joseph@sepmedia.uk 07840 254936 sepmedia.uk

PLATINUM PARTNER PULSE WATER WATER HYGIENE & TREATMENT SERVICES
Legionella risk assessments · water hygiene · softening & filtration
pulsewater.co.uk · helpdesk@pulsewater.co.uk · 01622 535103